



AB-38 SLIMLINE BIFOLD



FEATURES

- » Attractive, slim profiles offer minimal sightlines and maximise glass area
- » Thermally insulated system with outstanding U-Values
- » Quadruple locking of the intermediate vents, an innovation for enhanced security and better windload resistance.
- » Heavy duty quadruple stainless steel rollers, that contribute to smooth sliding on the bottom rail
- » Two threshold options available - rebated or level threshold
- » Adjustable jambs for easier sash alignment

APPLICATION

- Residential «
- Retail/commercial «
- Hospitality «

Technical Performance

Finish	Marine quality polyester powder coat as standard*
U Value	1.1 W/m ² K (When using a 0.6 W/m ² K centre pane)
Air	Class 3, 600Pa
Water	Class 8A, 450Pa
Wind	Class 2, 800Pa
Glazing	Thickness 28mm to 44mm

Max Width
1300mm

Max Height
3000mm

Max Sash Wt
140kg

U Value
1.1W/m²k

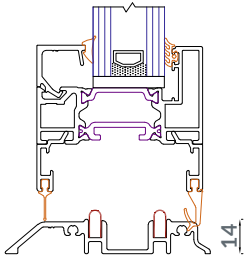
Sight Line
88mm

Wind
800Pa

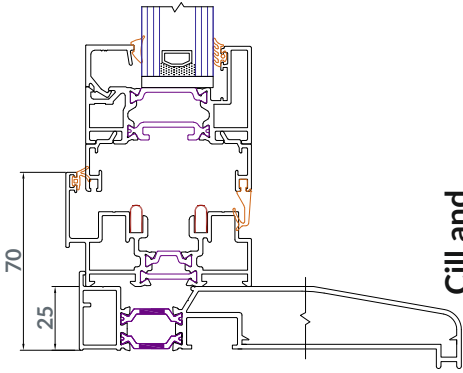
Air
600Pa

Water
450Pa

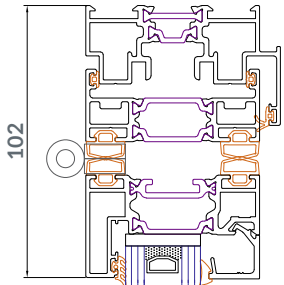
CROSS SECTION DRAWINGS



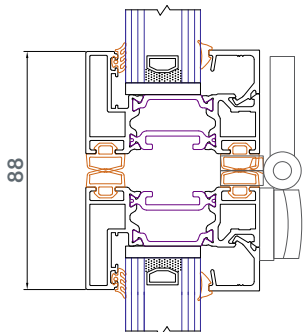
Level threshold detail



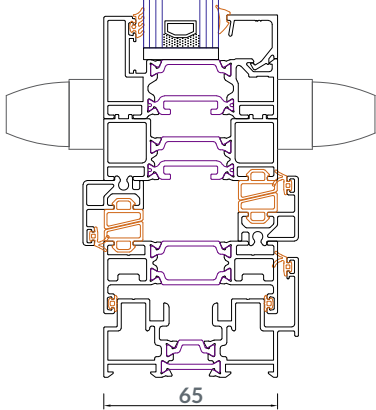
Cill and threshold detail



Frame and sash detail

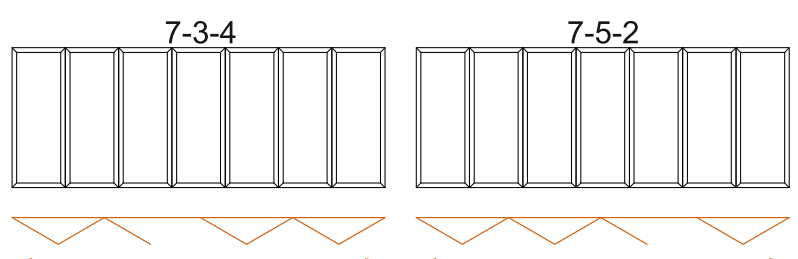
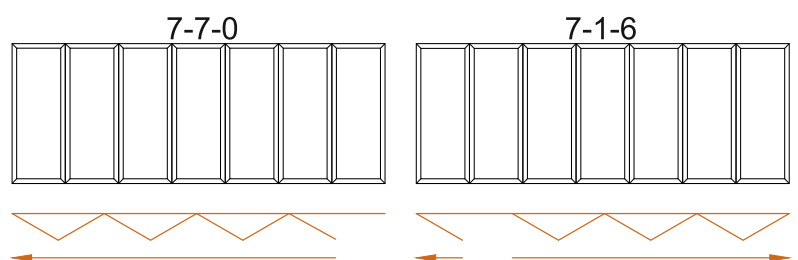
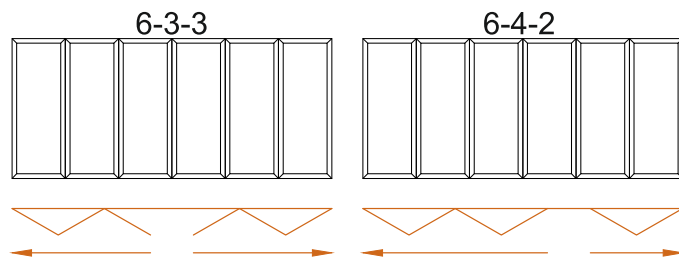
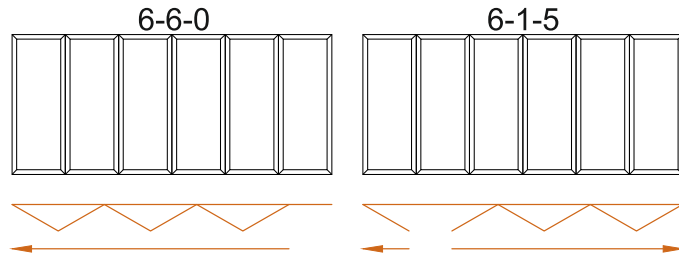
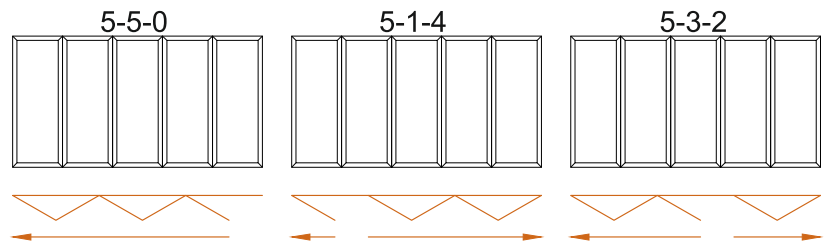
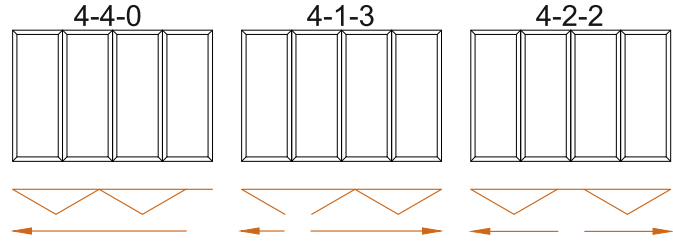
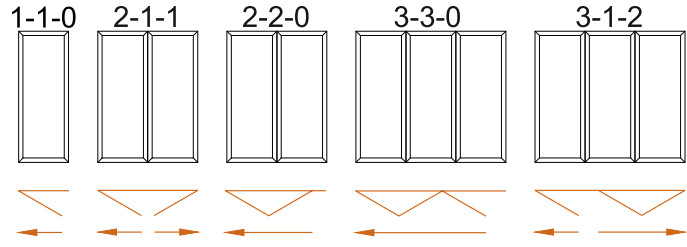


Sash detail



Lock detail

CONFIGURATIONS



Other configurations available upon request