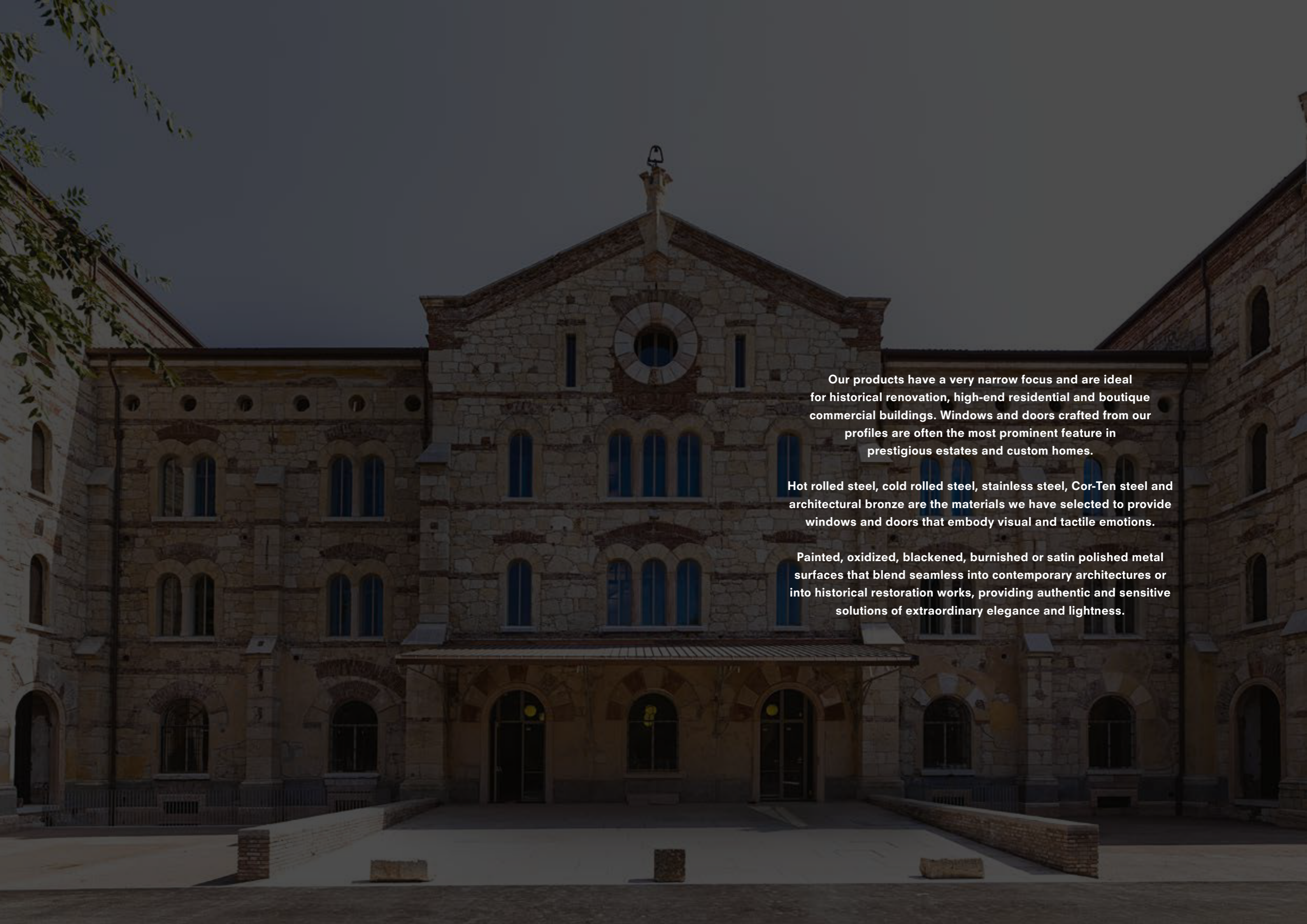


OTTOSTUMM

distinctive steel window systems

products
2018/12

Ottostumm supports architects, planners and specialized metal fabricators with appealing steel and architectural bronze fenestration systems, which offer the possibility to design windows and doors with distinctive visual qualities.



Our products have a very narrow focus and are ideal for historical renovation, high-end residential and boutique commercial buildings. Windows and doors crafted from our profiles are often the most prominent feature in prestigious estates and custom homes.

Hot rolled steel, cold rolled steel, stainless steel, Cor-Ten steel and architectural bronze are the materials we have selected to provide windows and doors that embody visual and tactile emotions.

Painted, oxidized, blackened, burnished or satin polished metal surfaces that blend seamless into contemporary architectures or into historical restoration works, providing authentic and sensitive solutions of extraordinary elegance and lightness.









FerroFinestra

W20	Steel	16
W40	Steel	26
W50 TB	Steel	40
T42 TB	Steel Cor-Ten Stainless Steel	58
CPX TB	Steel Stainless Steel	68

BronzoFinestra

B40	Architectural Bronze	76
-----	----------------------	----

Mogs

M65	Steel	88
M65 TB	Steel	100
M65 TB	Cor-Ten	116
M65 TB	Stainless Steel	128

Lift&Slide

MLS72 TB	Steel Cor-Ten Stainless Steel	140
----------	-----------------------------------	-----

Curtain Walls

OS-TEC 50-1 TB	Steel Cor-Ten Stainless Steel	158
OS-TEC 60-1 TB	Steel Cor-Ten Stainless Steel	166
OS-TEC 80-1 TB	Steel Cor-Ten Stainless Steel	174

Accessories

Generic accessories	186
HERITAGE collection	206
TIMELESS collection	214
ONE collection	224

FERRO FINESTRA

FerroFinestra, literally meaning “window iron”, stands for an accurate selection of hot rolled, cold formed and laser welded steel window profiles.

Steel windows have been, and still are, the preferred choice of architects. Especially when their function is not to close a hole in a wall but a significant contribution to the character and overall appearance of a building. The minimalist aesthetics of solid hot rolled steel profiles and their ability to shape windows is unique. Their slender lines appear to lose weight and give lightness to the frames, emphasizing the transparency of a façade. This elegance is difficult to match with the bulky profiles of alternative materials.

FerroFinestra W20 Steel

FerroFinestra W40 Steel

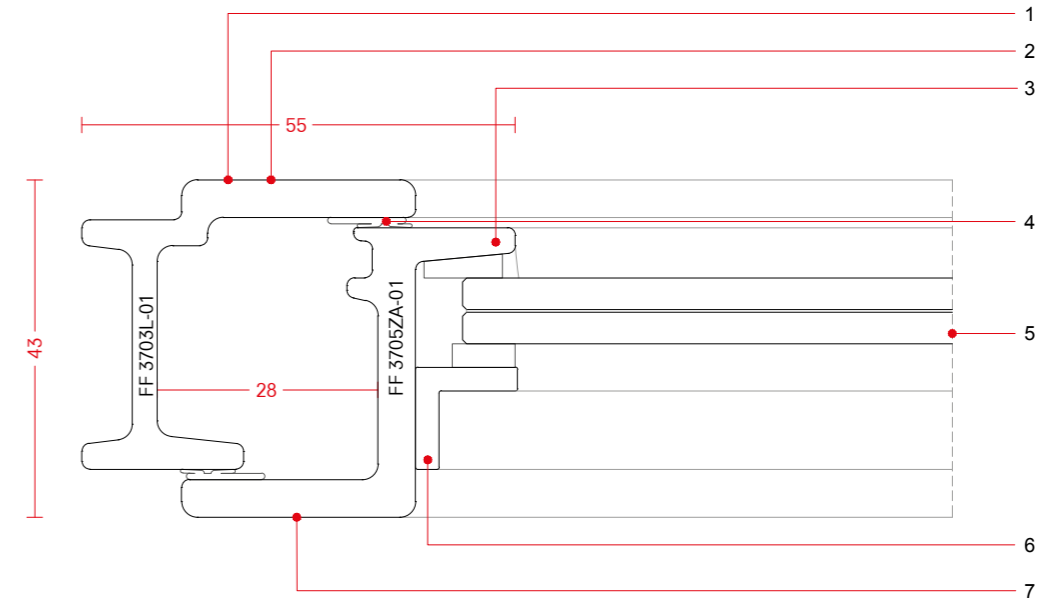
FerroFinestra W50 TB Steel

FerroFinestra T42 TB Steel | Cor-Ten | Stainless Steel

FerroFinestra CPX TB Steel | Stainless Steel

FerroFinestra W20

This series has its origins in the "Universal Range", which was introduced for the first time in 1912 by the British company "The Crittall Manufacturing Co. Ltd.". The Universal range consisted of three different ranges of hot rolled profiles, identical in geometry and types, but different in their depth, that classified them into large, medium and small. Depending on the dimensions of the window, the most appropriate series was selected to match the static requirements. These three ranges were able to cover any type of window and opening. In combination with special T-profiles, used as mullions and transoms, for the first time it was also possible to realize curtain walls of any size. The currently available range was revised in 1964 and re-coded as "W20". The three separate ranges were condensed into one medium range, which consisted of 20 hot rolled profiles able to cover the functions of modern windows and grant the original design and proportions for those to be replaced in historic buildings. Even today, after more than 100 years, this timeless series is still chosen for a great number of restoration projects worldwide.

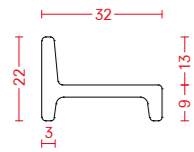


FEATURES

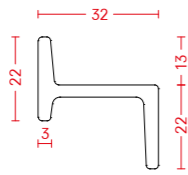
- | | |
|--|---|
| <ol style="list-style-type: none"> 1. Solid hot rolled steel profiles 2. Classic "stepped leg" design 3. Material thickness up to 5 mm 4. Self-adhesive non-shrinking gaskets 5. Accommodates low emissivity double-glazing up to 21 mm 6. Choice of different glazing beads | <ol style="list-style-type: none"> 7. Fixed glazing, single-sash and double-sash, side-hung and bottom-hung windows opening inwards and outwards, top-hung, vertical and horizontal pivoting windows, windows and doors opening inwards and outwards |
|--|---|

profile range - bar length 5800 mm

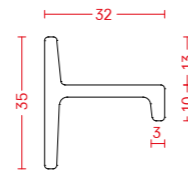
-01 Hot rolled steel -14 Laser welded and sand blasted steel



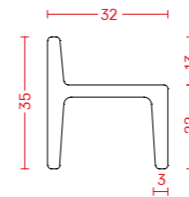
FF 3203LF-01



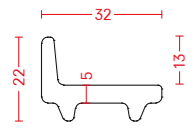
FF 3203ZF-01



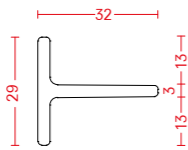
FF 3203TF-01



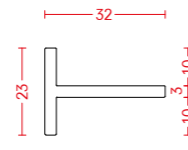
FF 3203HF-01



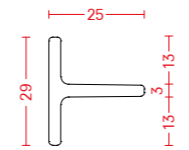
FF 3205LC-01



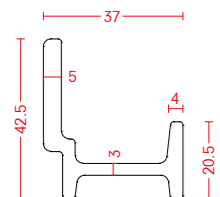
FF 3203TN-01



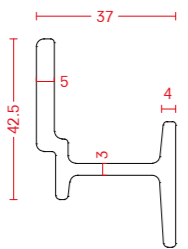
FF 3203TR-14



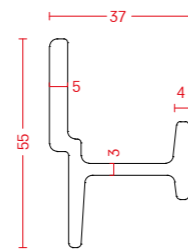
FF 2503TR-01



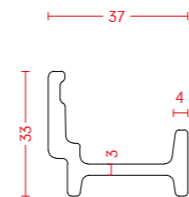
FF 3703L-01



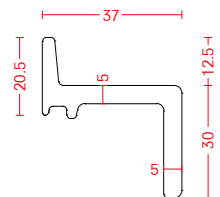
FF 3703Z-01



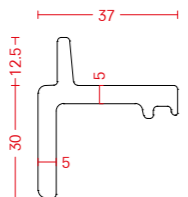
FF 3703T-01



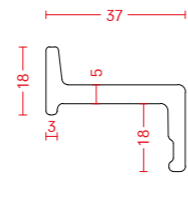
FF 3703LS-01



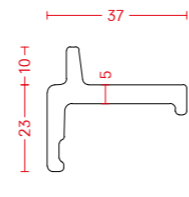
FF 3705ZA-01



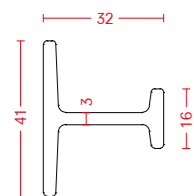
FF 3705TA-01



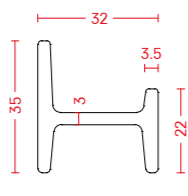
FF 3705ZS-01



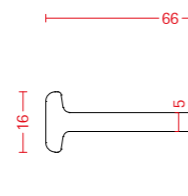
FF 3705TS-01



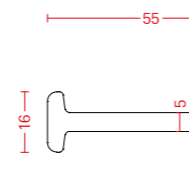
FF 3203TD-01



FF 3203H-01



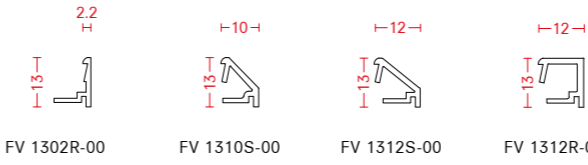
FF 6605SO-01



FF 5505SV-01

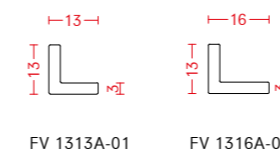
snap-on glazing beads - bar length 5800 mm

-00 Aluminium -03 Stainless steel AISI 304 2B



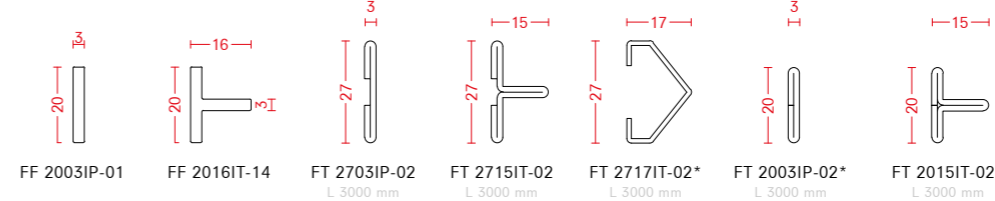
screw-on glazing beads - bar length 5800 mm

-01 Hot rolled steel -03 Stainless steel AISI 304 2B



false muntins - bar length 5800 mm

-01 Hot rolled steel -02 Galvanized steel -14 Laser welded and sand blasted steel -74 Adhesive strip *minimum quantity required



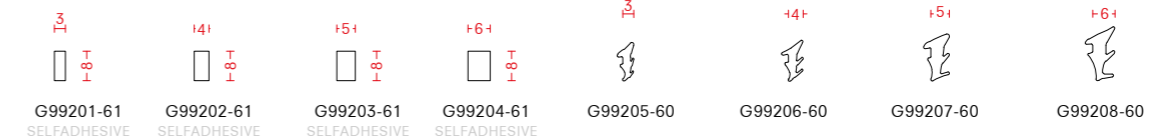
rebate gaskets

-60 EPDM black -61 Neoprene -62 PVC



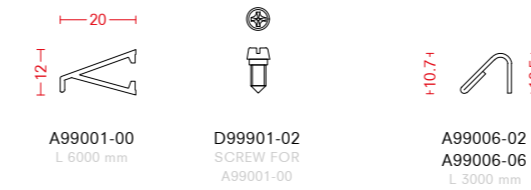
glass - internal gaskets

-60 EPDM black -61 Neoprene



weather bars

-00 Aluminium -02 Galvanized steel -06 Satin stainless steel AISI 316L



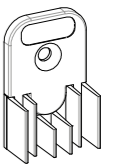
automatic drop seal

-35 Black -41 Grey RAL 7035 -62 PVC



G99501-62	330 mm	(shortenable up to 50 mm)	G99506-62	830 mm	(shortenable up to 200 mm)
G99502-62	430 mm	(shortenable up to 135 mm)	G99507-62	930 mm	(shortenable up to 200 mm)
G99503-62	530 mm	(shortenable up to 200 mm)	G99508-62	1030 mm	(shortenable up to 200 mm)
G99504-62	630 mm	(shortenable up to 200 mm)	G99509-62	1130 mm	(shortenable up to 200 mm)
G99505-62	730 mm	(shortenable up to 200 mm)	G99510-62	1230 mm	(shortenable up to 200 mm)

sideward cover cap for drop-down seal



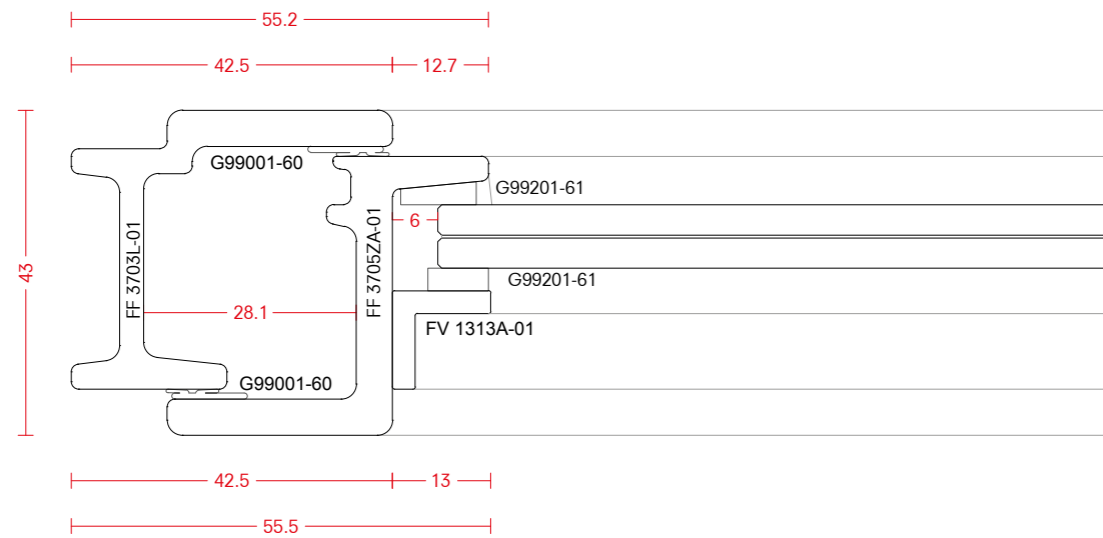
G99511-35 BLACK
G99511-41 GREY RAL7035

examples - open in

examples - open out

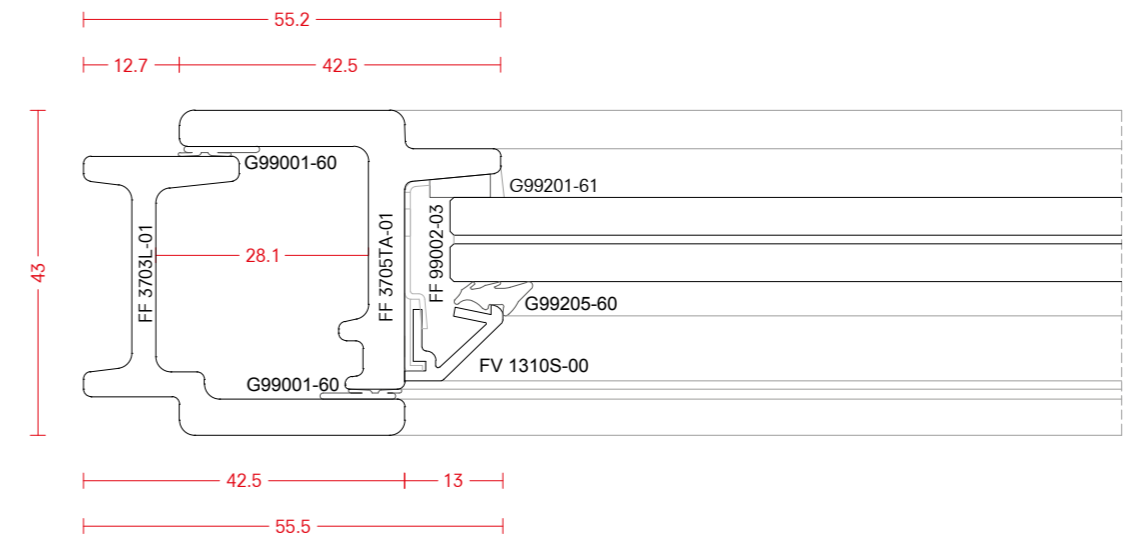
SECTION 1

EXTERNAL



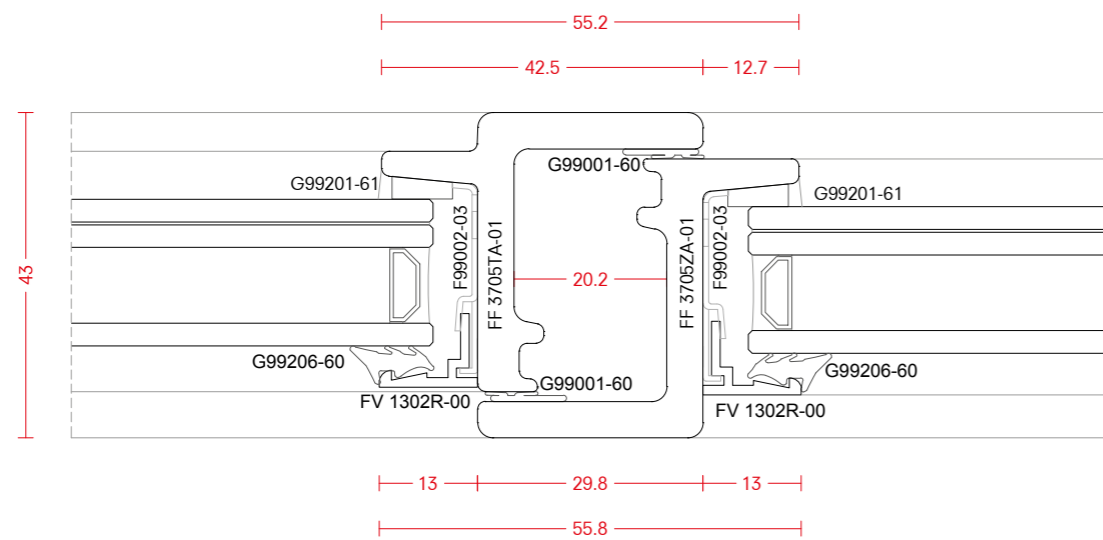
SECTION 3

EXTERNAL



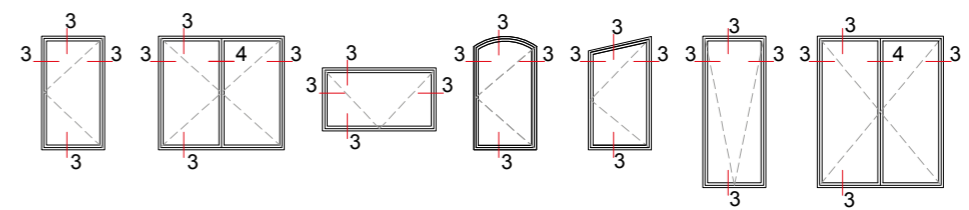
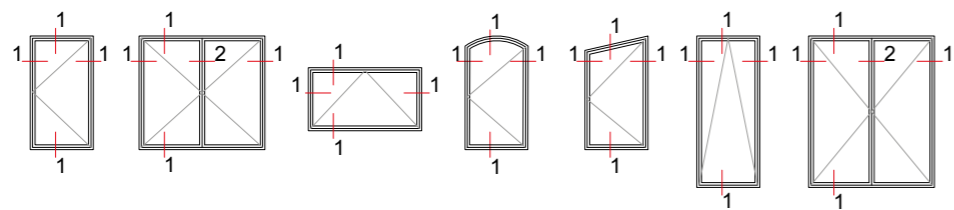
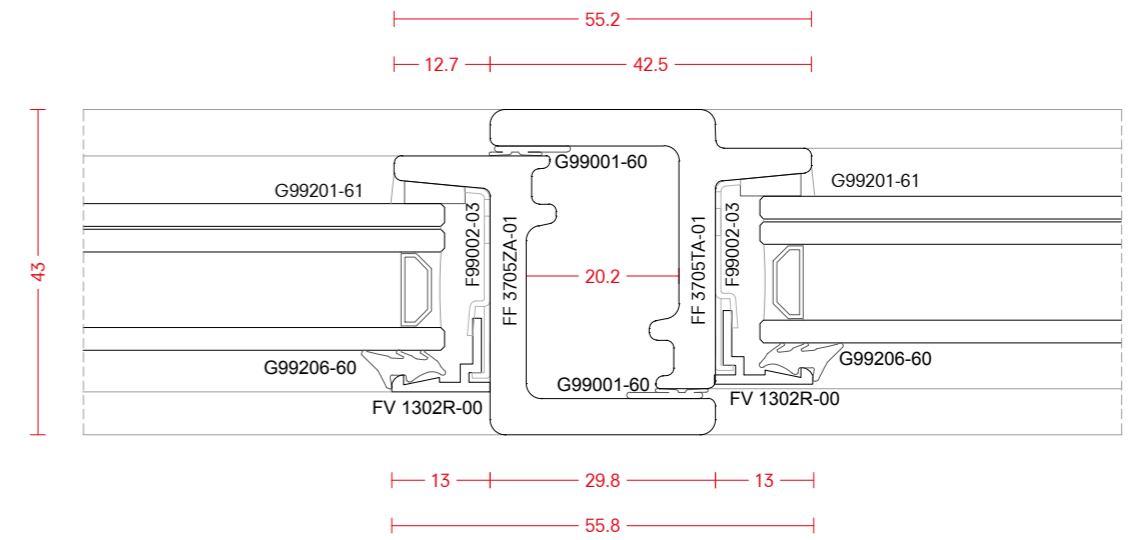
SECTION 2

EXTERNAL



SECTION 4

EXTERNAL




FerroFinestra W20

examples - fixed

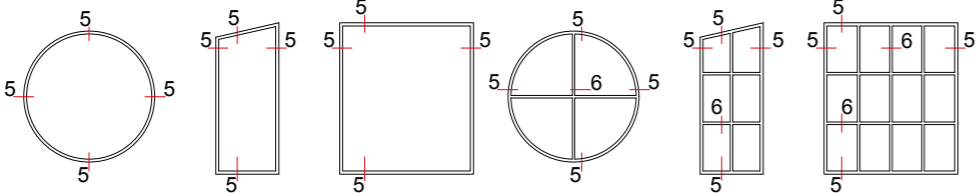
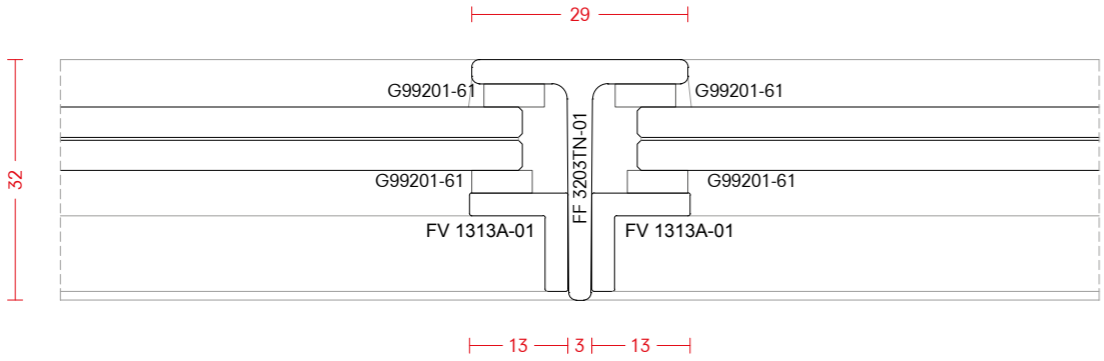
SECTION 5

EXTERNAL



SECTION 6

EXTERNAL

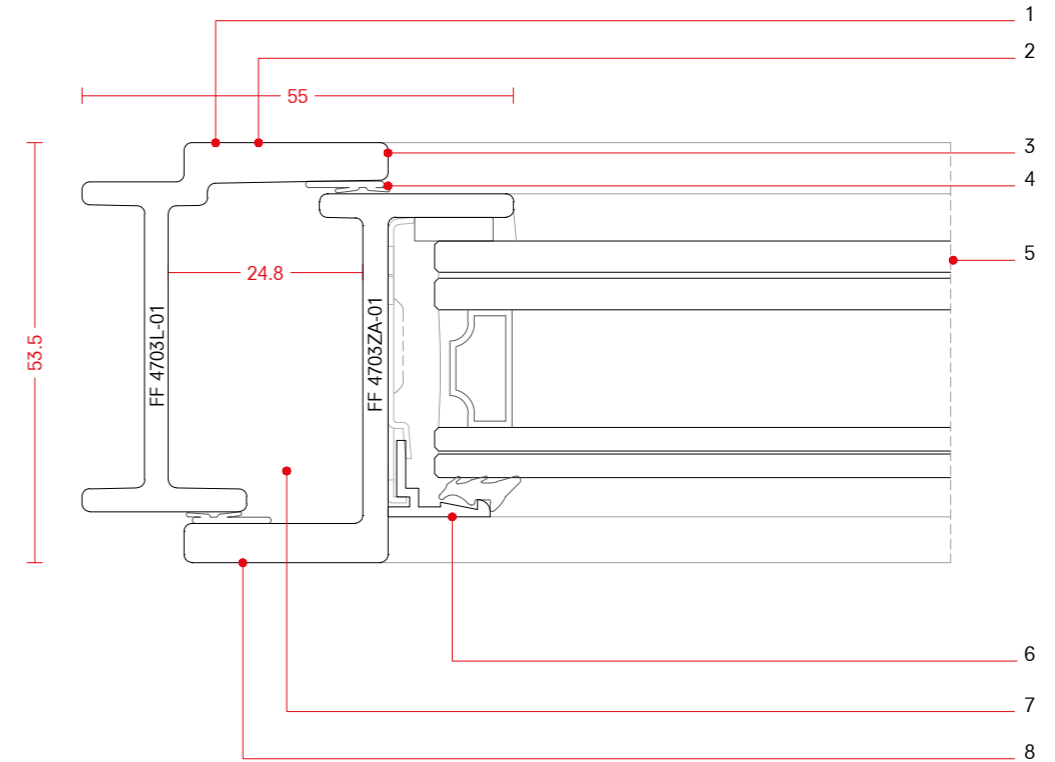




FerroFinestra W40

The W40 range is an evolution of the famous W20 range developed in 1964. Produced for the first time in 1995 it consists of 17 hot rolled profiles and follows the unmistakable classic design of its predecessor. The strong point of this “younger” series is the increased profile depth, which allows accommodating double-glazing up to a thickness of 27mm.

The W40 suite proposed by Ottostumm is not only used in the field of restoration, but it’s also highly acclaimed in contemporary architecture for its elegant and compact sightlines, ensuring safety and comfort thanks to its excellent thermal and acoustic performance. Despite the depth of this system is only of 42 respectively 47 mm, technically it is considered a “heavy duty” range, which allows making tall and expansive windows.

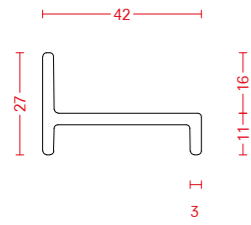


FEATURES

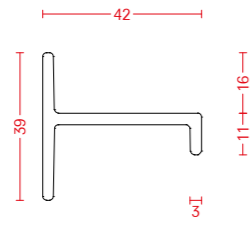
- | | |
|--|--|
| <ul style="list-style-type: none"> 1. Solid hot rolled steel profiles 2. Classic “Stepped leg” design 3. Material thickness up to 5 mm 4. Self-adhesive non-shrinking gaskets 5. Accommodates low emissivity double-glazing up to 27 mm 6. Choice of different glazing beads | <ul style="list-style-type: none"> 7. Compatible with tilt and turn fittings 8. Fixed glazing, single-sash and double-sash, side-hung and bottom-hung windows opening inwards and outwards, top-hung, vertical and horizontal pivoting windows, windows and doors opening inwards and outwards |
|--|--|

profile range - bar length 5800 mm

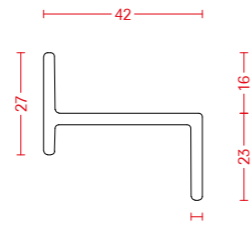
-01 Hot rolled steel -14 Laser welded and sand blasted steel



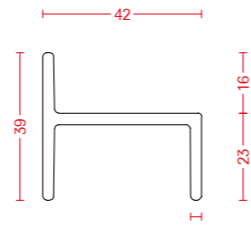
FF 4203LF-01



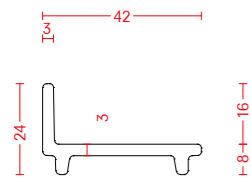
FF 4203TF-01



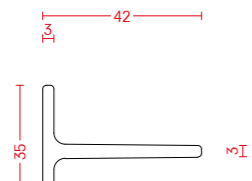
FF 4203ZF-01



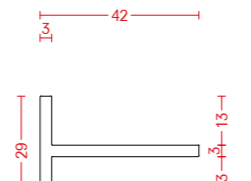
FF 4203HF-01



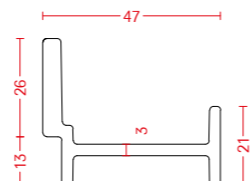
FF 4203LC-01



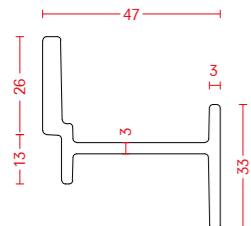
FF 4203TN-01



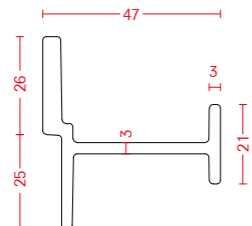
FF 4203TR-14



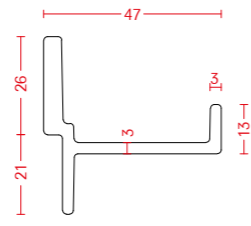
FF 4703L-01



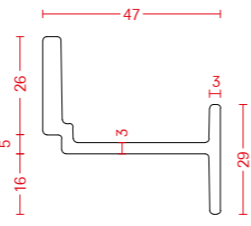
FF 4703Z-01



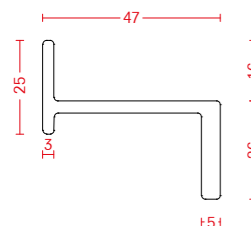
FF 4703T-01



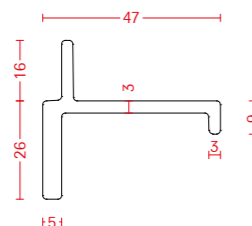
FF 4703TL-01



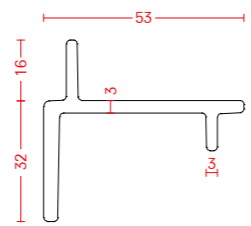
FF 4703ZL-01



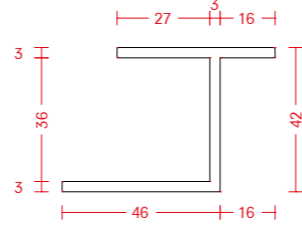
FF 4703ZA-01



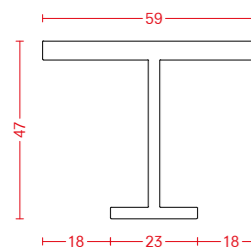
FF 4703TA-01



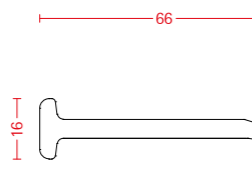
FF 5303TZ-01



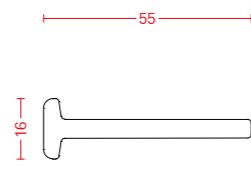
FF 4203RS-14



FF 4703TD-14



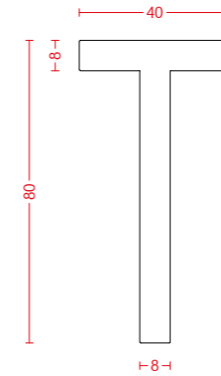
FF 6605SO-01



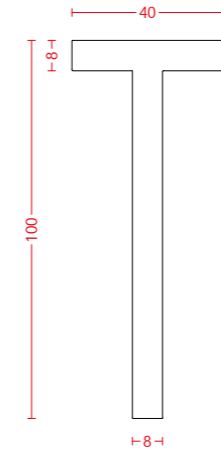
FF 5505SV-01

profile range - bar length 5800 mm

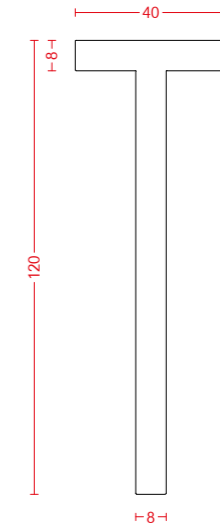
-14 Laser welded and sand blasted steel



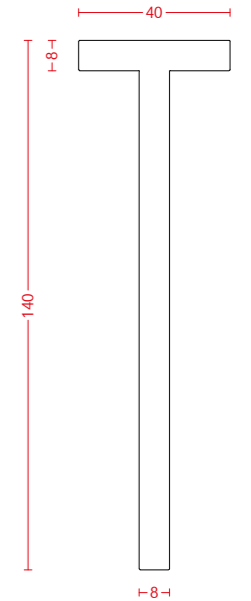
FF 8008TF-14



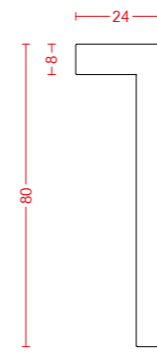
FF 10008TF-14



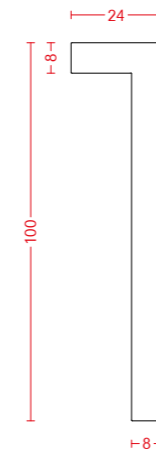
FF 12008TF-14



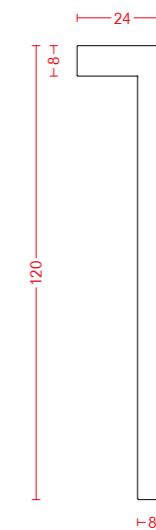
FF 14008TF-14



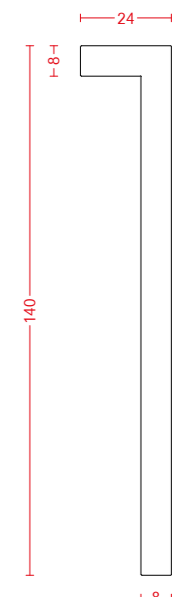
FF 8008LF-14



FF 10008LF-14



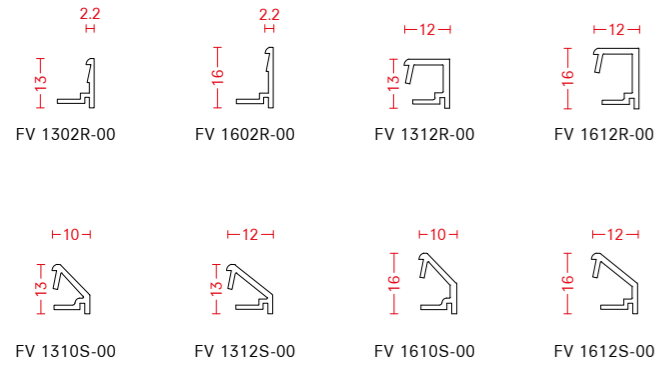
FF 12008LF-14



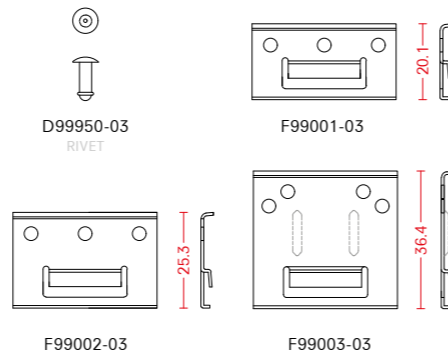
FF 14008LF-14

snap-on glazing beads - bar length 5800 mm

-00 Aluminium -03 Stainless steel AISI 304 2B

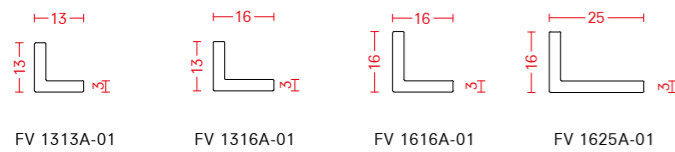


clips

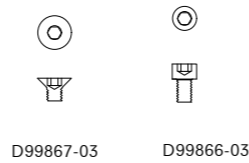


screw-on glazing beads - bar length 5800 mm

-01 Hot rolled steel -03 Stainless steel AISI 304 2B

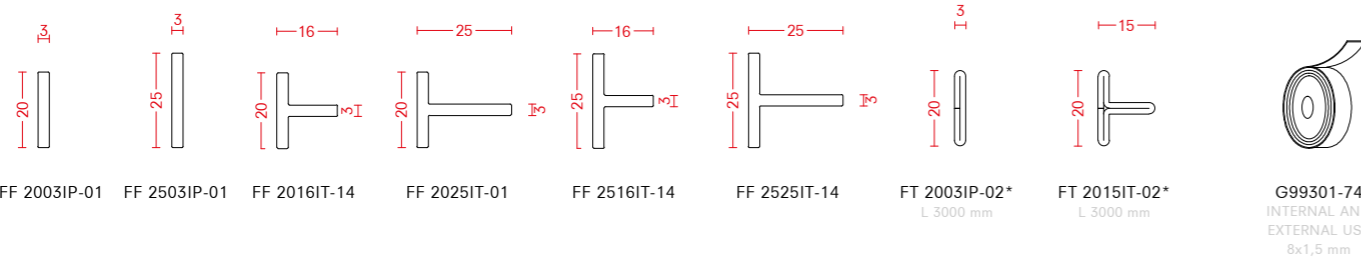


fixing screws



false muntins - bar length 5800 mm

-01 Hot rolled steel -02 Galvanized steel -14 Laser welded and sand blasted steel -74 Adhesive strip *minimum quantity required



double-side adhesive

rebate gaskets

-60 EPDM black -61 Neoprene -62 PVC



glass - external gaskets

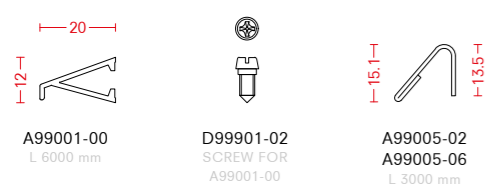
glass - internal gaskets

-60 EPDM black -61 Neoprene



weather bars

-00 Aluminium -02 Galvanized steel -06 Satin stainless steel AISI 316L

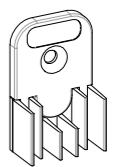


automatic drop seal

-35 Black -41 Grey RAL 7035 -62 PVC




sideward cover cap for drop-down seal



G99511-35 BLACK
G99511-41 GREY RAL7035

tilt and turn fittings - see accessories chapter for details

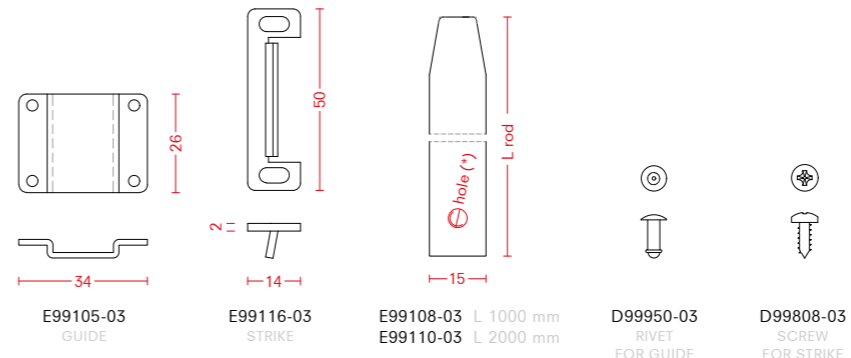
-00 Aluminium



ATTENTION:
DISTANCE BETWEEN FRAME AND SASH HAS TO BE INCREASED FROM 24,8 TO 26,5 mm.

concealed push rod set

-03 Stainless steel AISI 304 2B



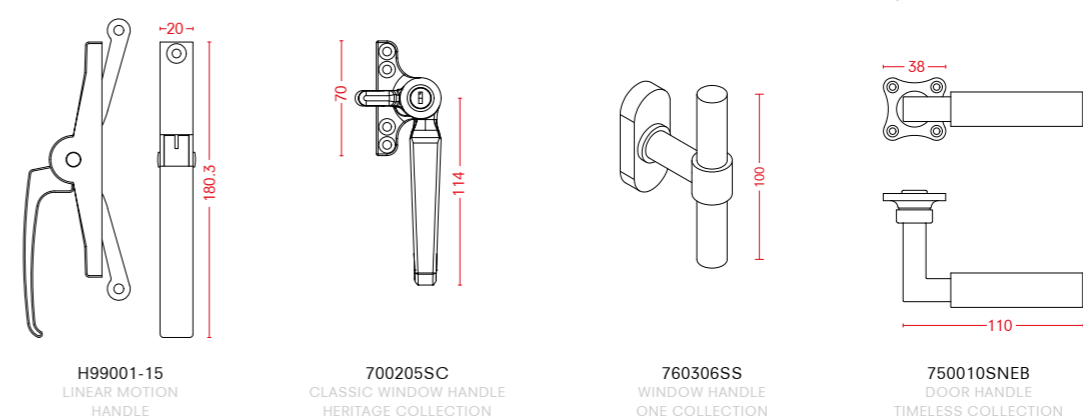
K99031 - SET - PUSH - RODS 1000+2000		
Code	Quantity	Description
E99108-03	1	Rod 1000 mm
E99110-03	1	Rod 2000 mm
E99105-03	5	Rod guide
E99116-03	2	Rod strike
D99950-03	20	Rivet for guide
D99808-03	4	Screw for keep

K99030 - SET - PUSH - RODS 1000+1000		
Code	Quantity	Description
E99108-03	2	Rod 1000 mm
E99105-03	4	Rod guide
E99116-03	2	Rod strike
D99950-03	16	Rivet for guide
D99808-03	4	Screw for keep

K99032 - SET - PUSH - RODS 2000+2000		
Code	Quantity	Description
E99110-03	2	Rod 2000 mm
E99105-03	6	Rod guide
E99116-03	2	Rod strike
D99950-03	24	Rivet for guide
D99808-03	4	Screw for keep

fittings examples - see accessories chapter for details

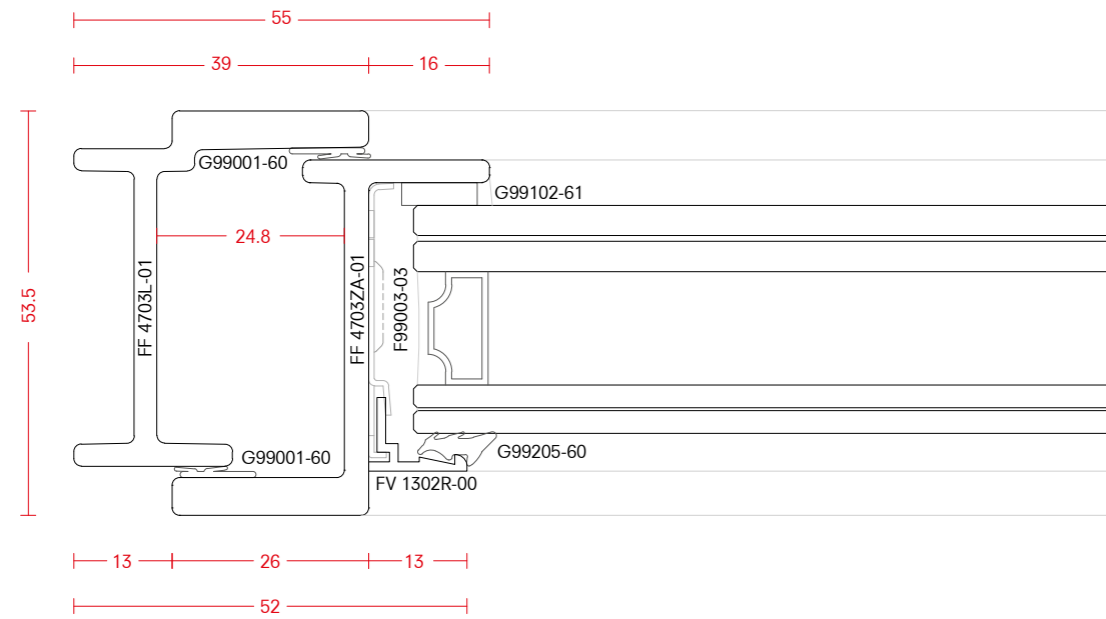
-15 Satin chrome SC Satin chrome SS Satin stainless steel SNEB Satin nickel/ebony wood



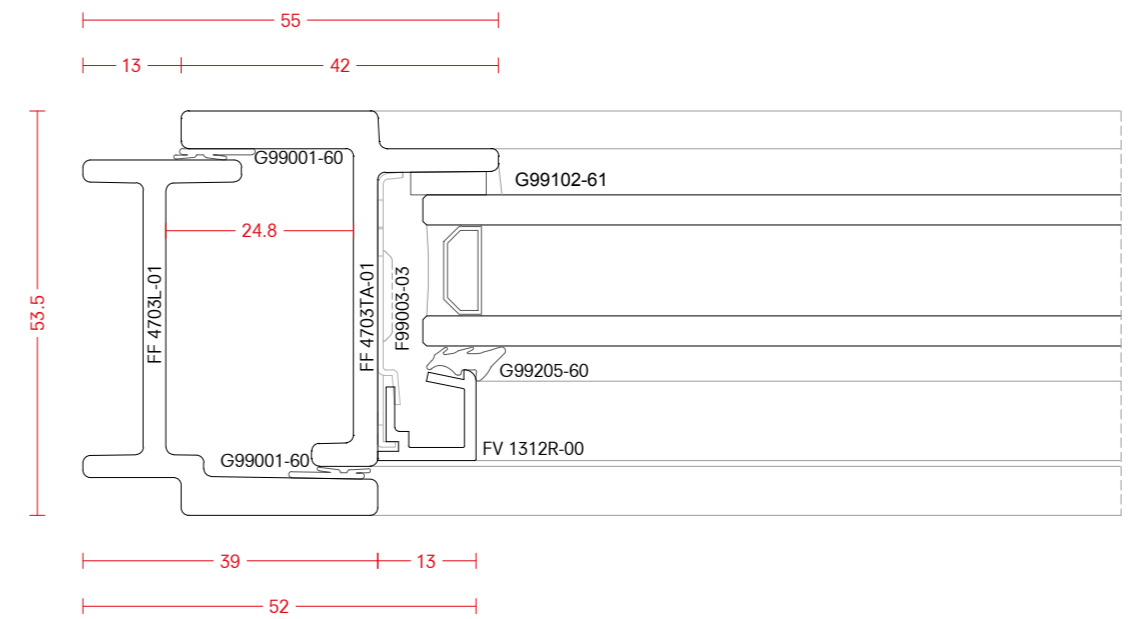
examples - open in

examples - open out

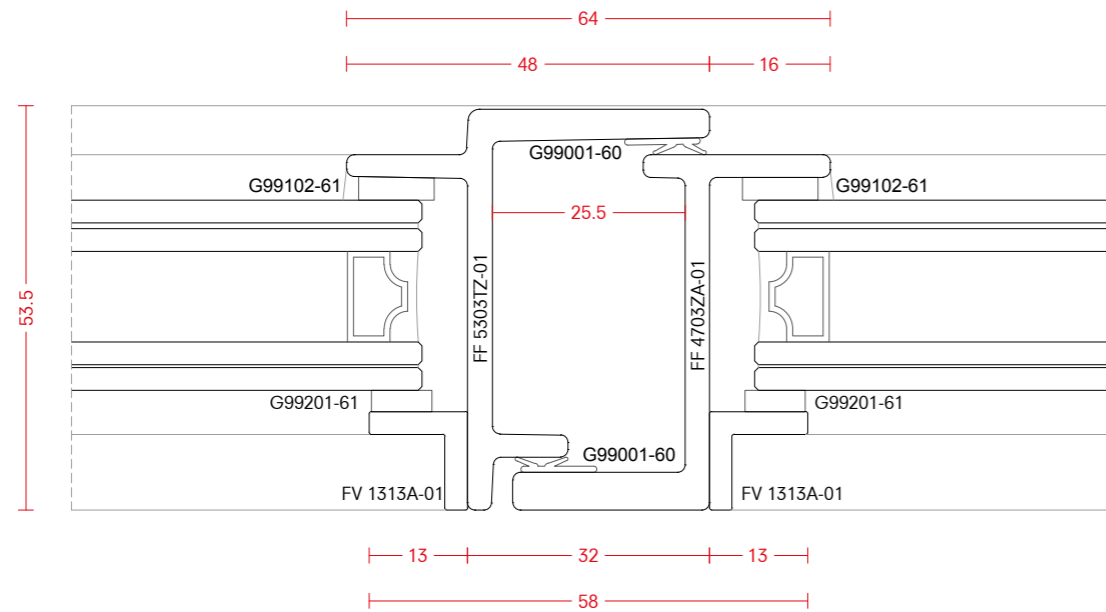
SECTION 1 EXTERNAL



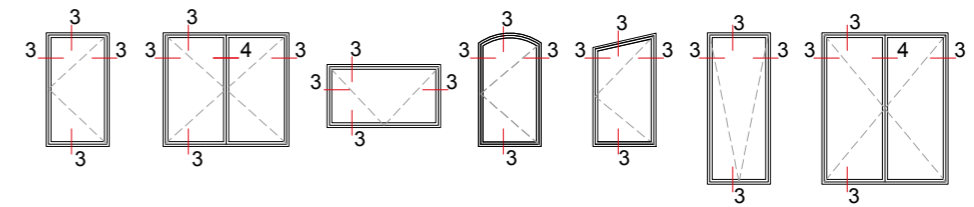
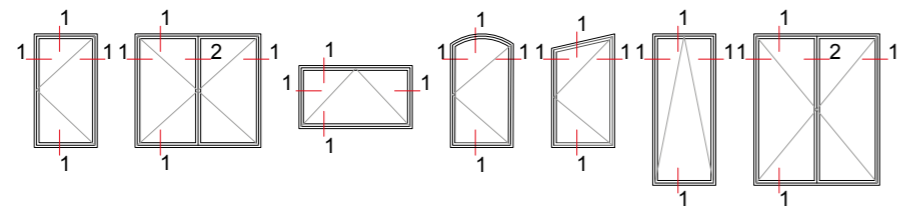
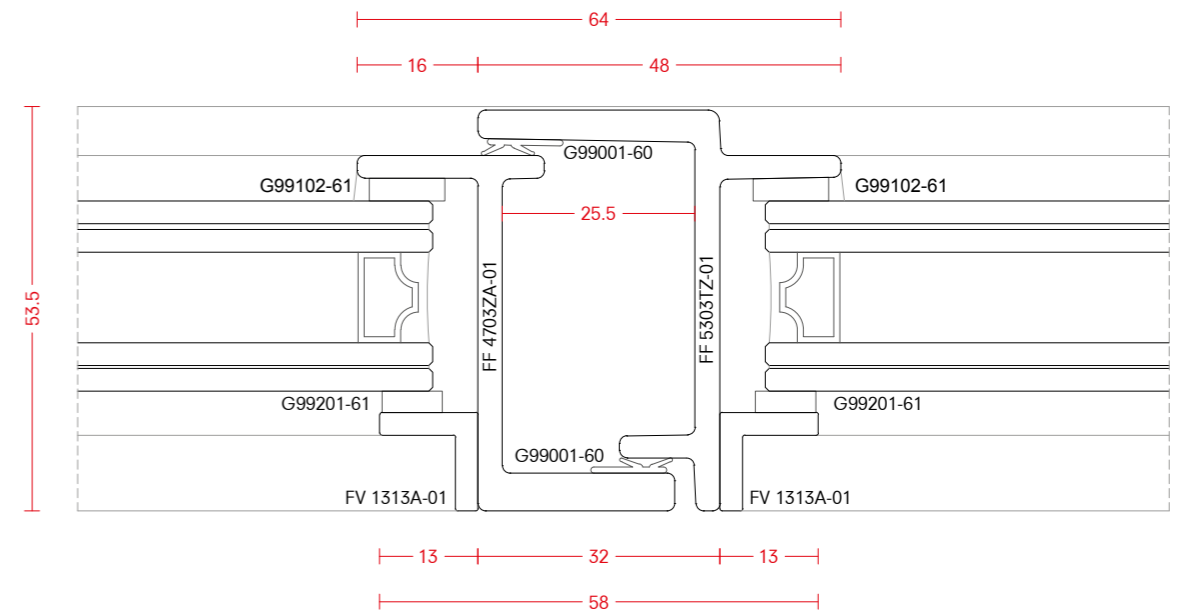
SECTION 3 EXTERNAL



SECTION 2 EXTERNAL



SECTION 4 EXTERNAL




FerroFinestra W40

examples - fixed

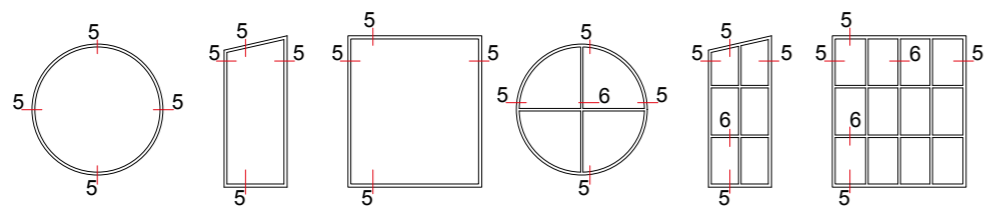
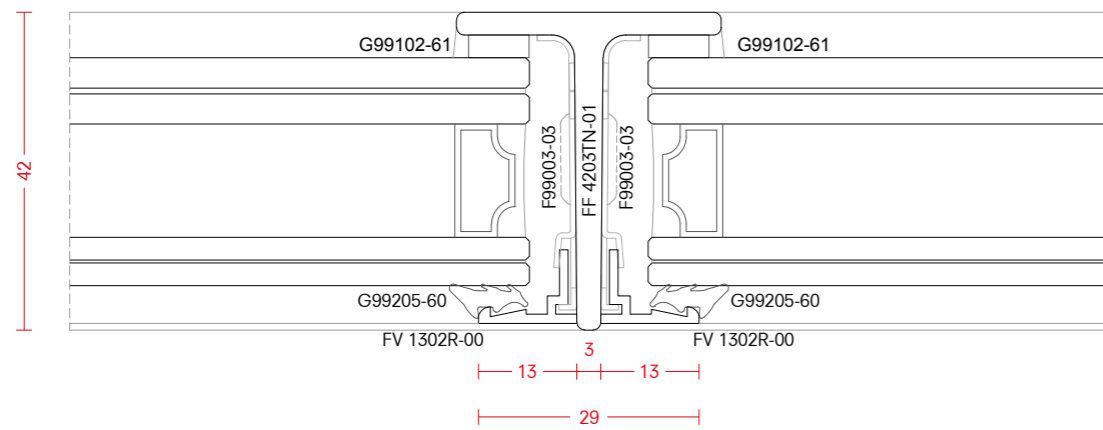
SECTION 5

EXTERNAL



SECTION 6

EXTERNAL

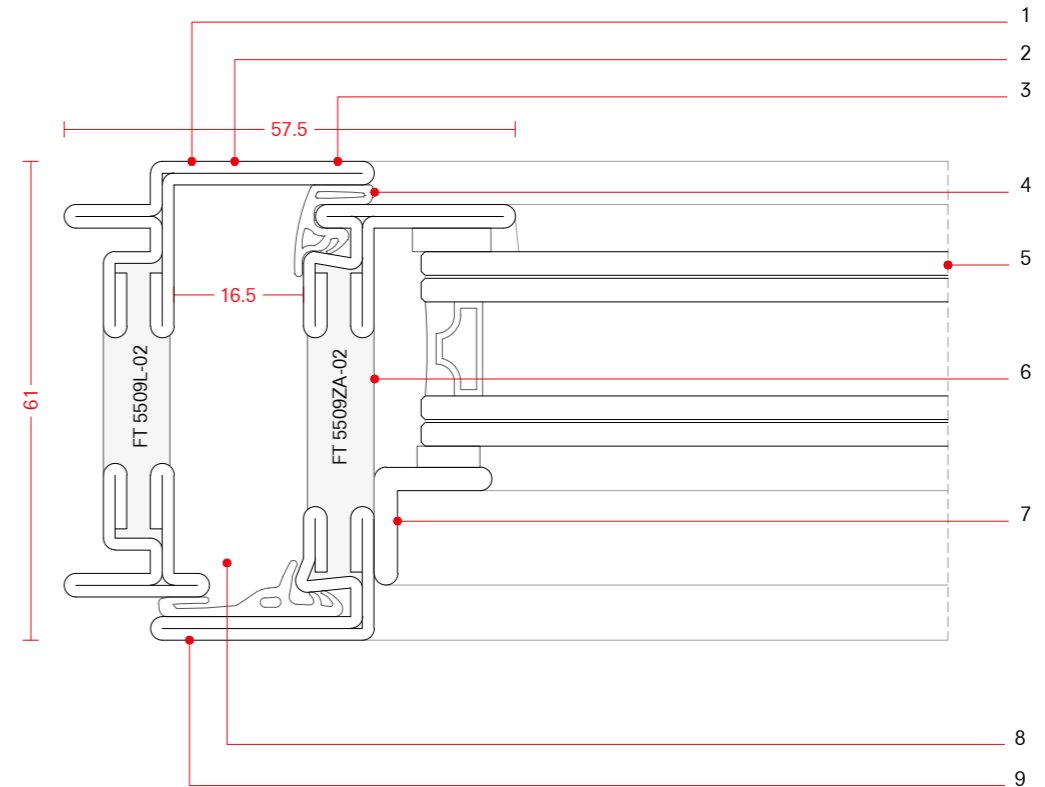






FerroFinestra W50 TB

With the new FerroFinestra thermal barrier system W50 TB, Ottostumm carries on the window heritage in its most authentic form, proposing the same forms, proportions and overlapping effects of the original 20th Century hot rolled steel window profiles, refined by cold rolling technology. The innovative high-density polyurethane isolator used as thermal barrier, together with the possibility of housing low emissivity glass up to 37 mm, allow to fully respond to current regulations and contemporary needs for comfort, also in harsher weather conditions, where windows made from solid steel profiles may not be sufficient. The range is completed by a wide range of exclusive fittings in several finishes, reproduced from original designs of the modern era. Any kind of inward or outward openings are possible.

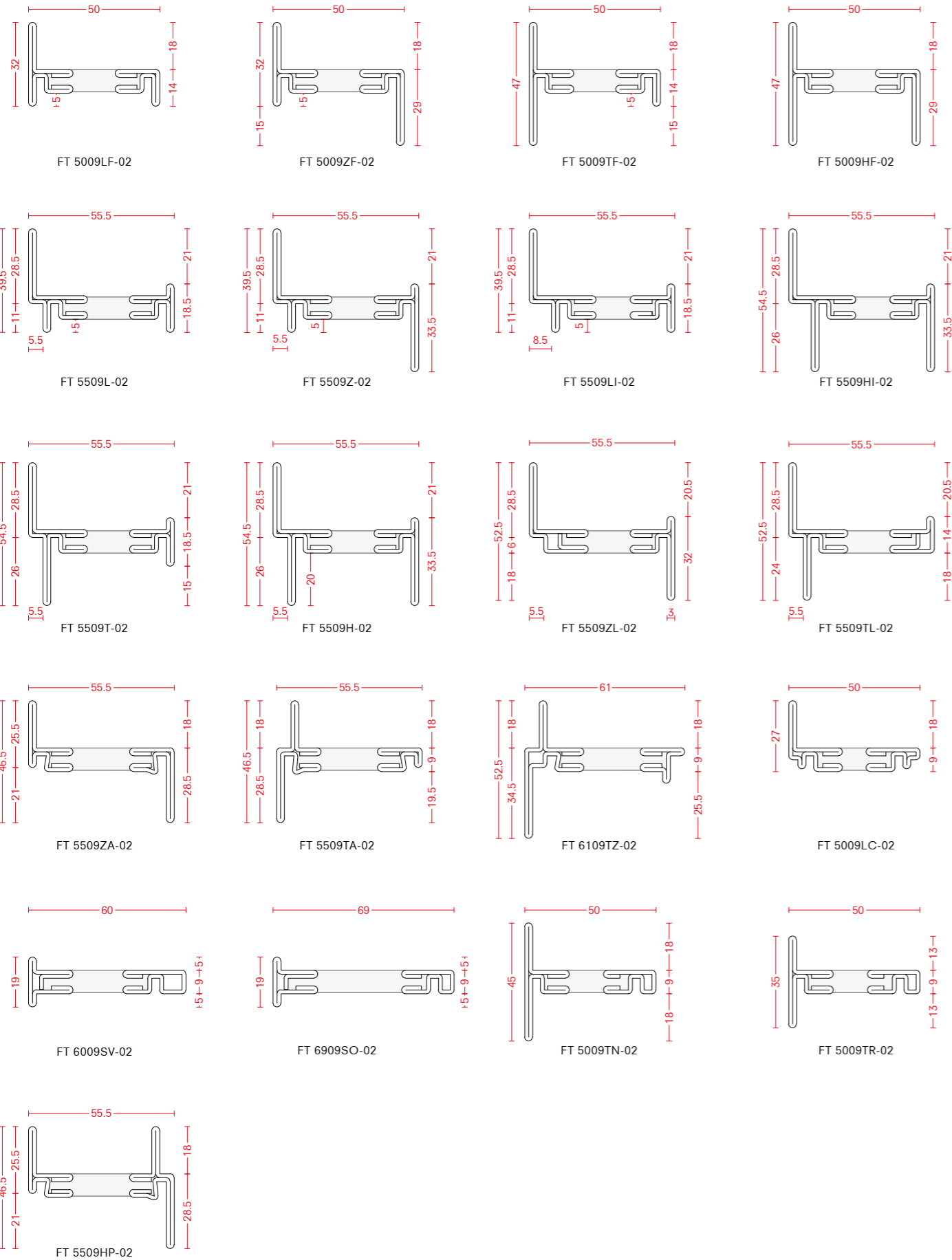


FEATURES

1. Precision cold formed steel profiles of 1,5 mm thickness
2. Profiles have identical sightlines and proportions of FerroFinestra W40
3. Classic "stepped leg" design
4. Mechanically fixed rebate gaskets
5. Accommodates double and triple glazing up to 37 mm
6. High density cast in polyurethane isolator
7. Choice of different glazing beads
8. Compatible with 16 mm friction hinges
9. Fixed glazing, single-sash and double-sash, side-hung and bottom-hung windows opening inwards and outwards, top-hung, vertical and horizontal pivoting windows, windows and doors opening inwards and outwards

profile range - bar length 5800 mm

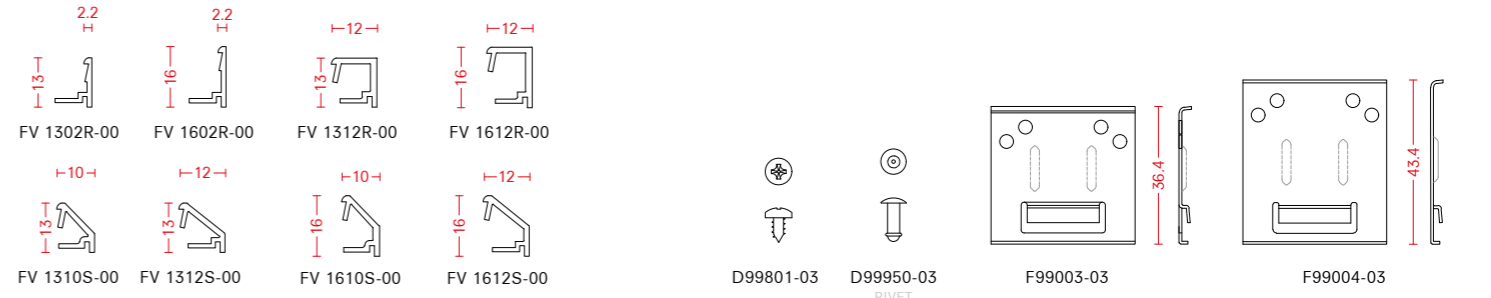
-02 Galvanized steel



snap-on glazing beads - bar length 5800 mm

clips


-00 Aluminium -03 Stainless steel AISI 304 2B



snap-on glazing beads - bar length 5800 mm

clips

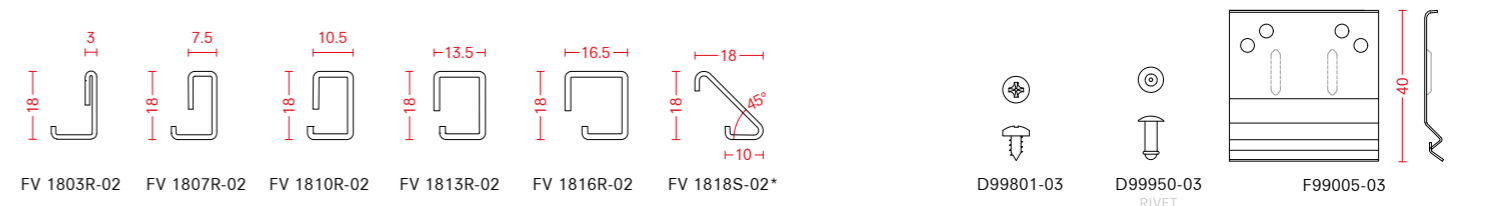
-00 Aluminium -03 Stainless steel AISI 304 2B



snap-on glazing beads - bar length 5800 mm

clips

-02 Galvanized steel -03 Stainless steel AISI 304 2B



screw-on glazing beads - bar length 5800 mm

fixing screws

-02 Galvanized steel -03 Stainless steel AISI 304 2B

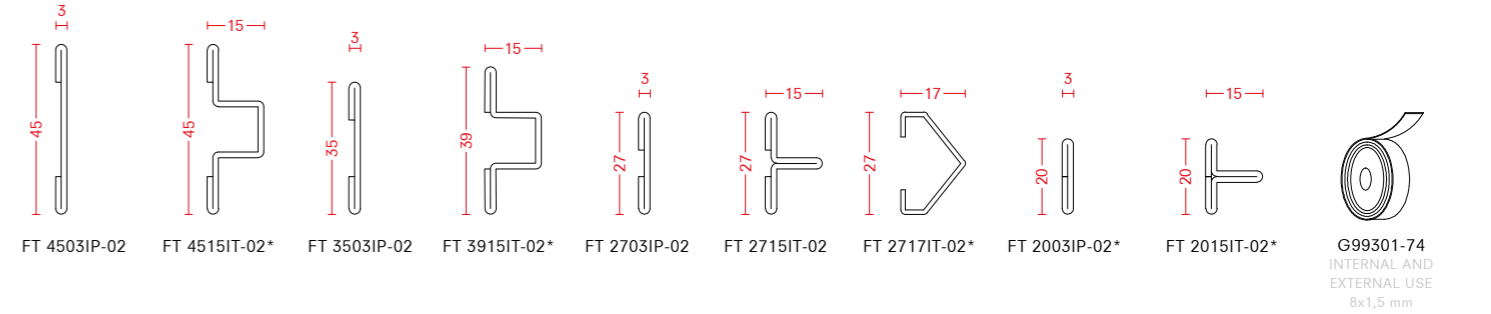


false muntins - bar length 3000 mm

double-side adhesive

-02 Galvanized steel -74 Adhesive strip

*minimum quantity required



rebate gaskets

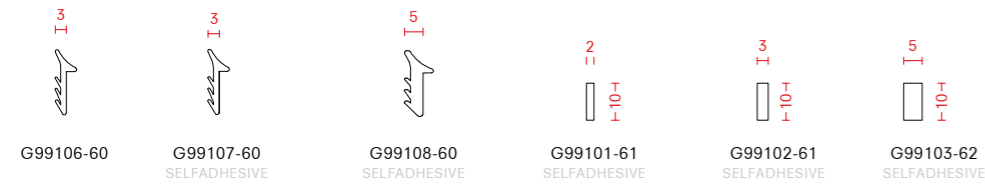
rebate gasket corners

-60 EPDM black -62 PVC -77 EPDM white



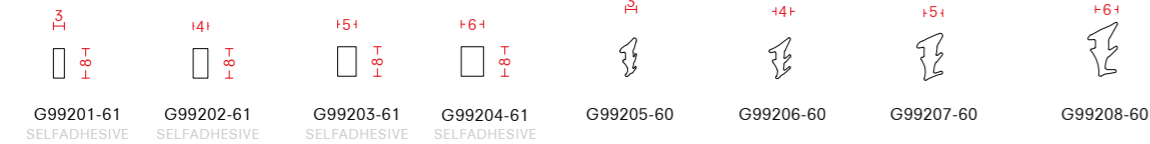
glass - external gaskets

-60 EPDM black -61 Neoprene -62 PVC



glass - internal gaskets

-60 EPDM black -61 Neoprene



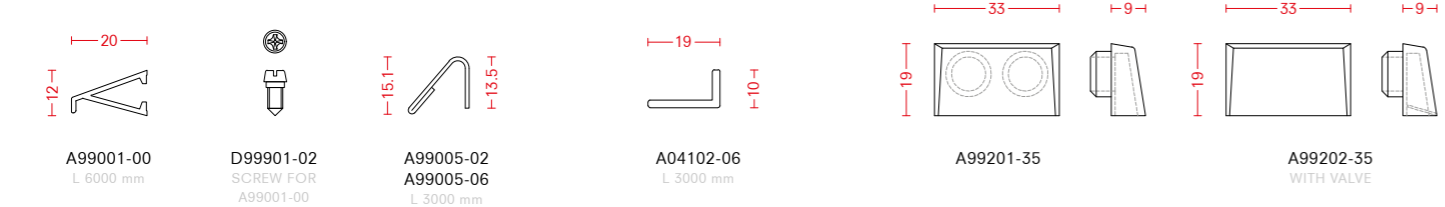
sealing profile

-69 Foam -73 Protective adhesive tape



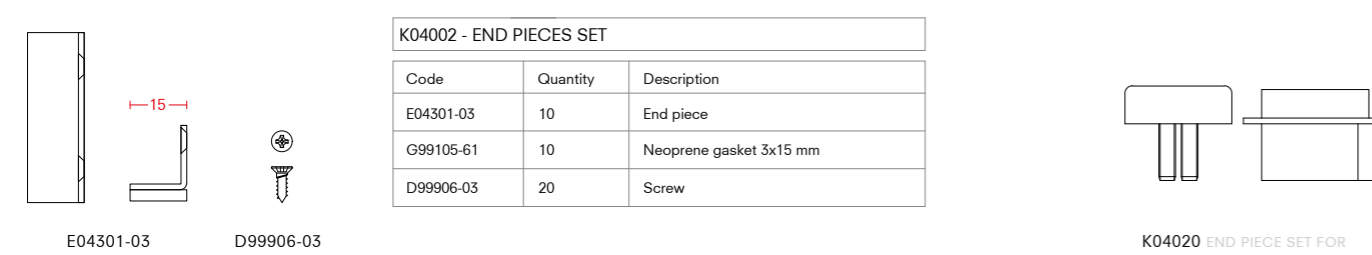
weather bars

-00 Aluminium -02 Galvanized steel -06 Satin stainless steel AISI 316L -35 Black



end pieces

-03 Stainless steel AISI 304 2B



automatic drop seals

-35 Black -41 Grey RAL 7035 -62 PVC



sideward cover cap for drop-down seal



spacer blocks

-03 Stainless steel AISI 304 2B -63 Polyethylene

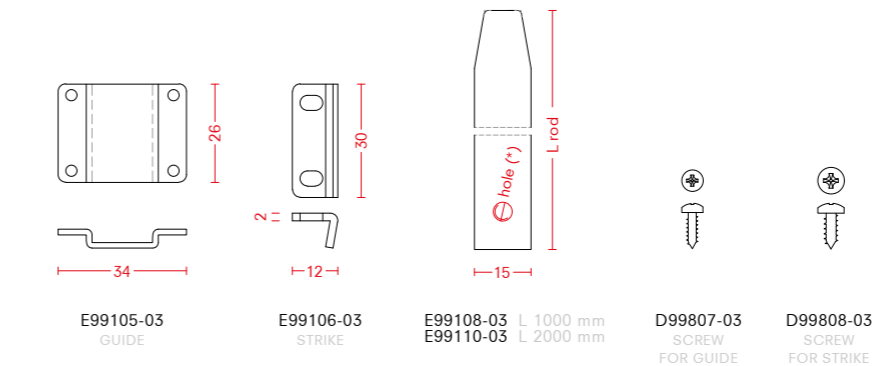


K04004 - WALL ANCHORING SET IN POLYETHYLENE		
Code	Quantity	Description
D04201-63	10	Polyethylene spacer block - 5 mm
D99813-03	20	Screw

K04005 - WALL ANCHORING SET IN POLYETHYLENE		
Code	Quantity	Description
D04202-63	10	Polyethylene spacer block - 20 mm
D99814-03	20	Screw

concealed push rod set

-03 Stainless steel AISI 304 2B



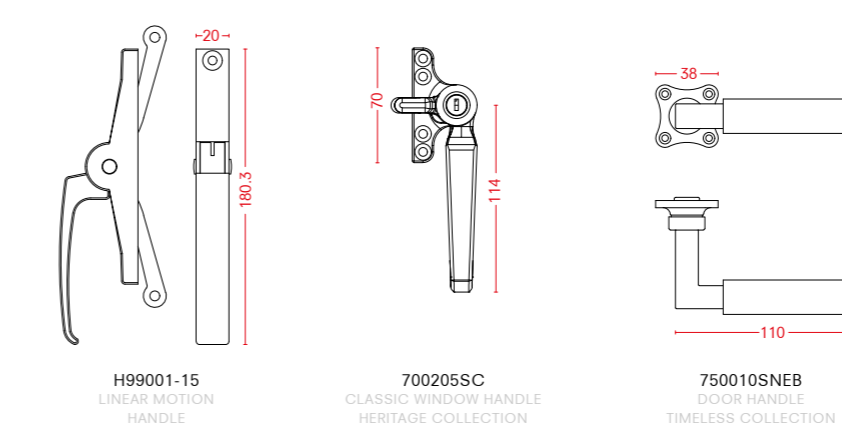
K04011 - SET - PUSH - RODS 1000+2000		
Code	Quantity	Description
E99108-03	1	Rod 1000 mm
E99110-03	1	Rod 2000 mm
E99105-03	5	Rod guide
E99106-03	2	Rod strike
D99807-03	20	Screw for guide
D99808-03	4	Screw for strike

K04010 - SET - PUSH - RODS 1000+1000		
Code	Quantity	Description
E99108-03	2	Rod 1000 mm
E99105-03	4	Rod guide
E99106-03	2	Rod strike
D99807-03	16	Screw for guide
D99808-03	4	Screw for strike

K04012 - SET - PUSH - RODS 2000+2000		
Code	Quantity	Description
E99110-03	2	Rod 2000 mm
E99105-03	6	Rod guide
E99106-03	2	Rod Strike
D99807-03	24	Screw for guide
D99808-03	4	Screw for strike

fittings examples - see accessories chapter for details

-15 Satin chrome SC Satin chrome B Satin black stainless steel SNEB Satin nickel/ebony wood

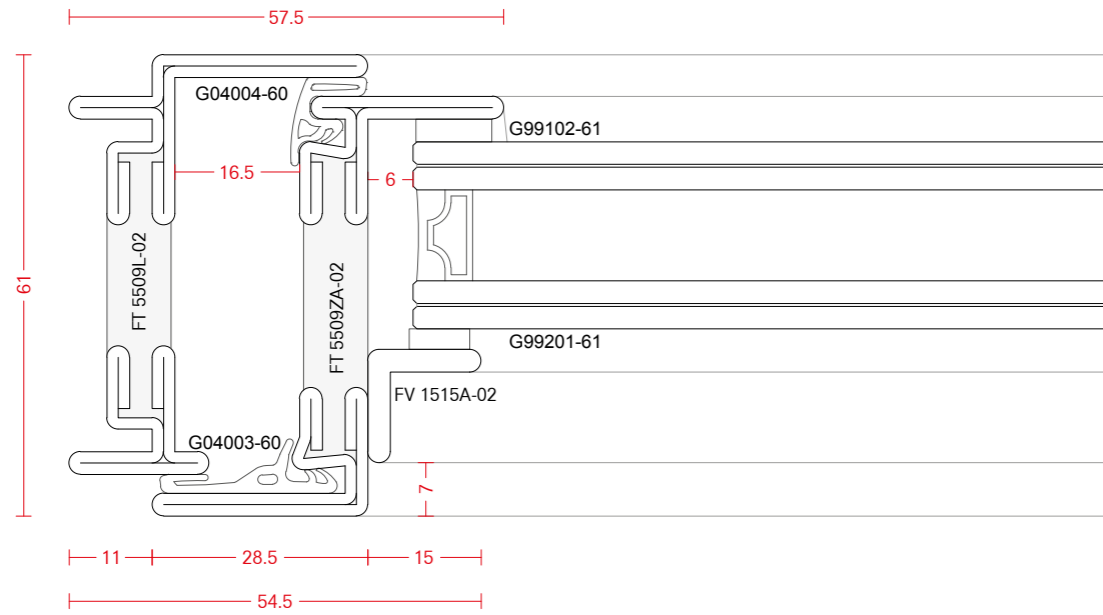


examples - open in

examples - open out

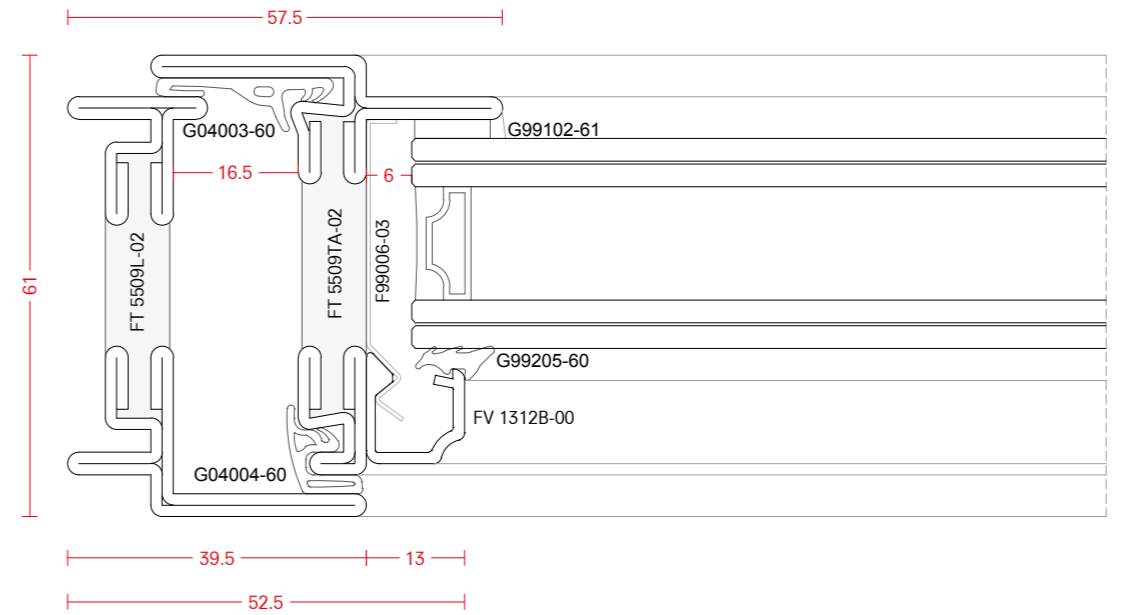
SECTION 1

EXTERNAL



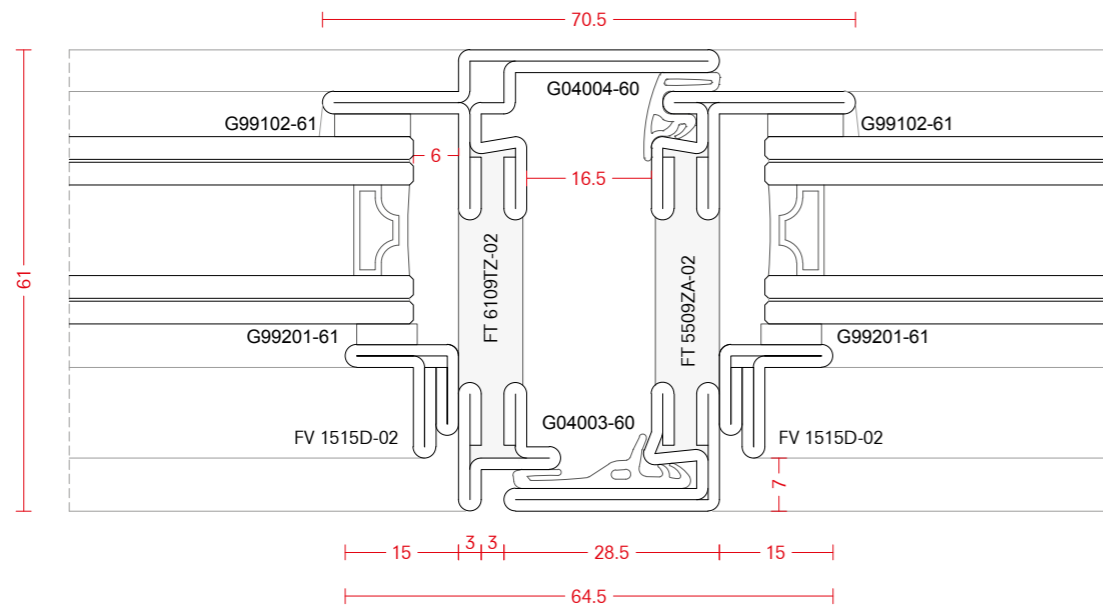
SECTION 3

EXTERNAL



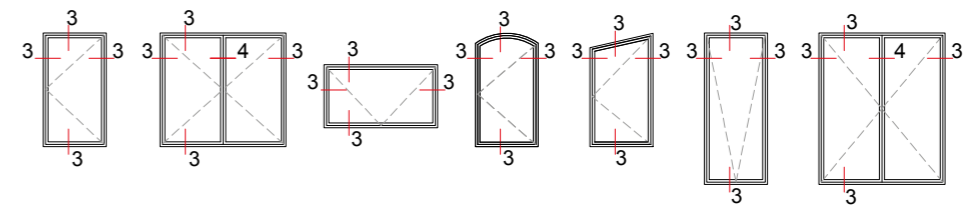
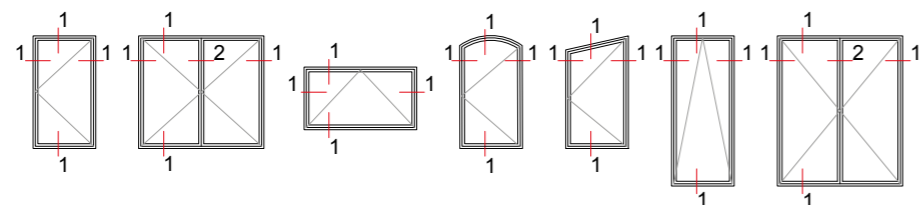
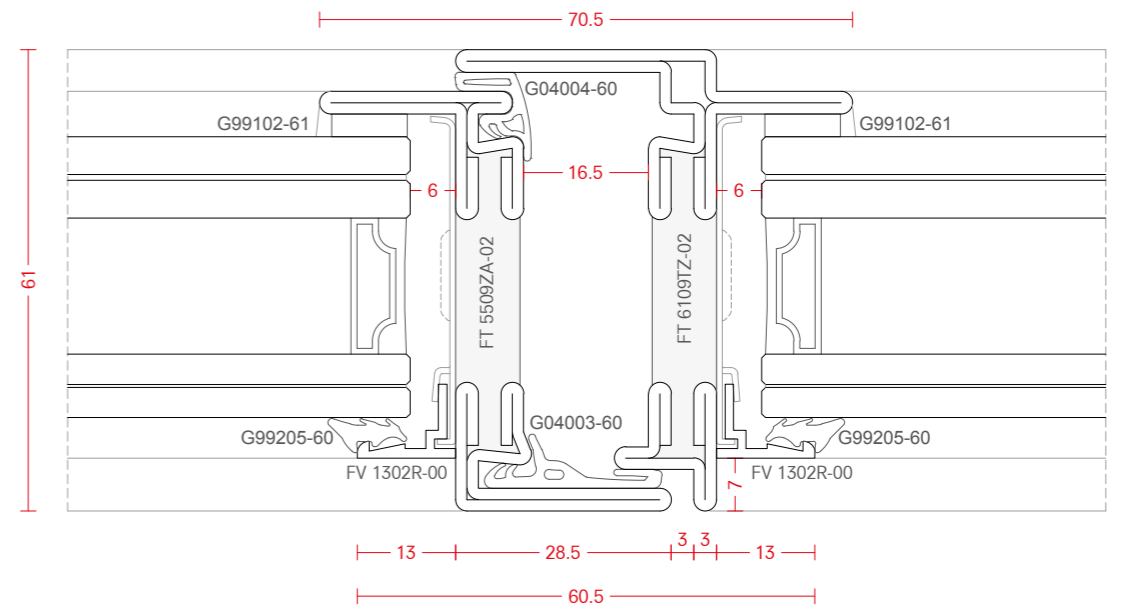
SECTION 2

EXTERNAL



SECTION 4

EXTERNAL




FerroFinestra W50 TB

examples - fixed

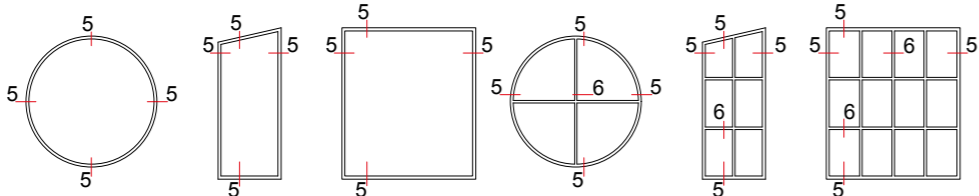
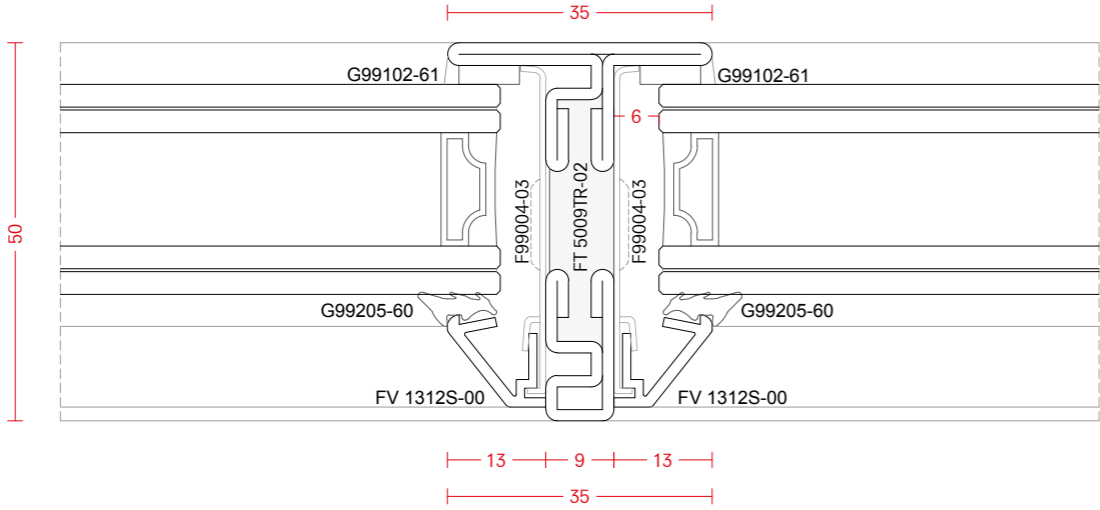
SECTION 5

EXTERNAL



SECTION 6

EXTERNAL



100
UNION



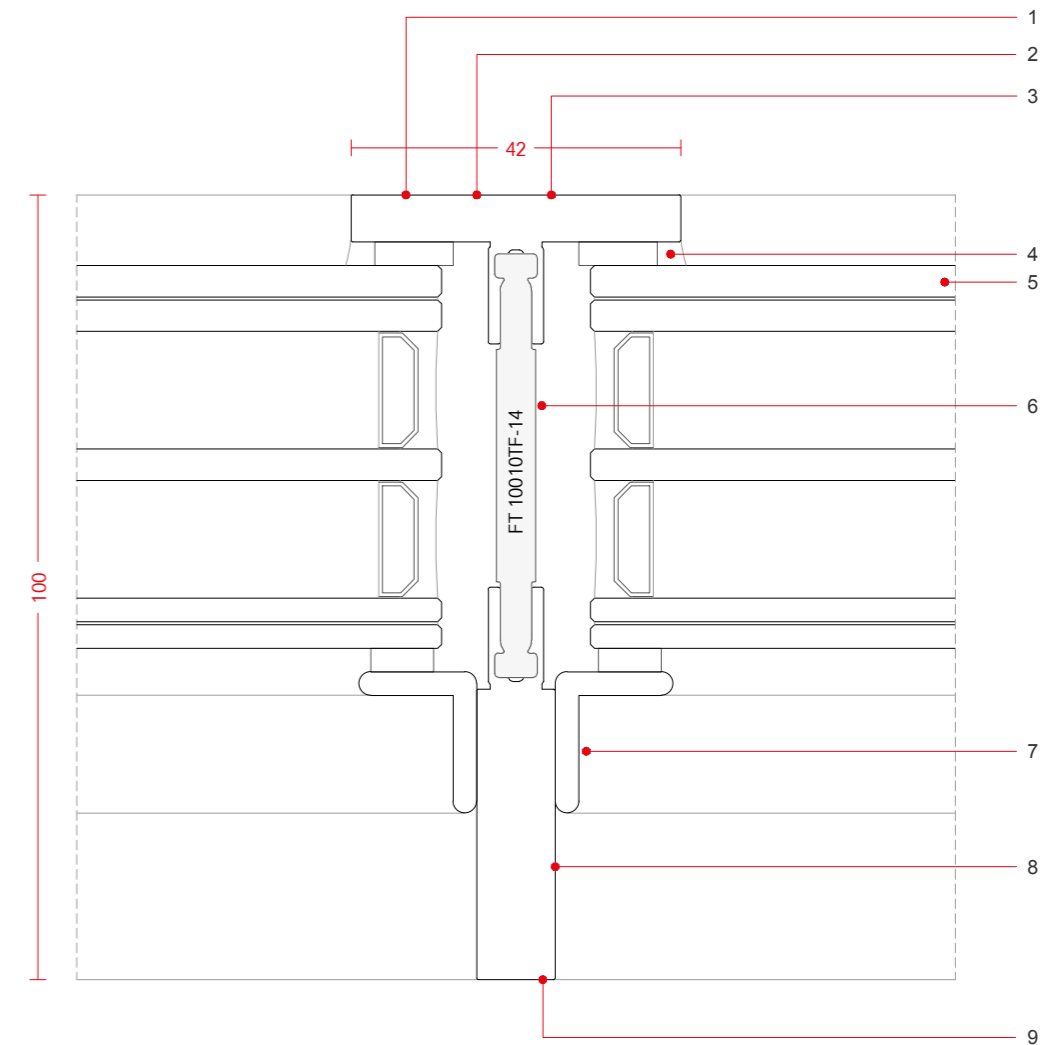






FerroFinestra T42 TB

Solid T-shaped mullions and transoms were the most common solutions in the first half of the 20th century to manufacture curtain walls in commercial buildings or to support the long runs of clerestory window in factories. T42 TB is a thermally enhanced system inspired by those classical solutions available in steel, Cor-Ten steel and stainless steel. Unlike conventional façade profiles, these T-shaped mullions integrate the thermal barrier directly into the profile achieving a very high thermal insulation in a reduced sightline of only 42 mm. The system follows the concept of partitioning systems and there is no need for special glass fixings components like in conventional façades. All kind of window or door elements can be integrated into these mullions and glazing follows the same principles of windows. The T shape aesthetics makes it ideal for restoration as well as for new cutting edge architecture.

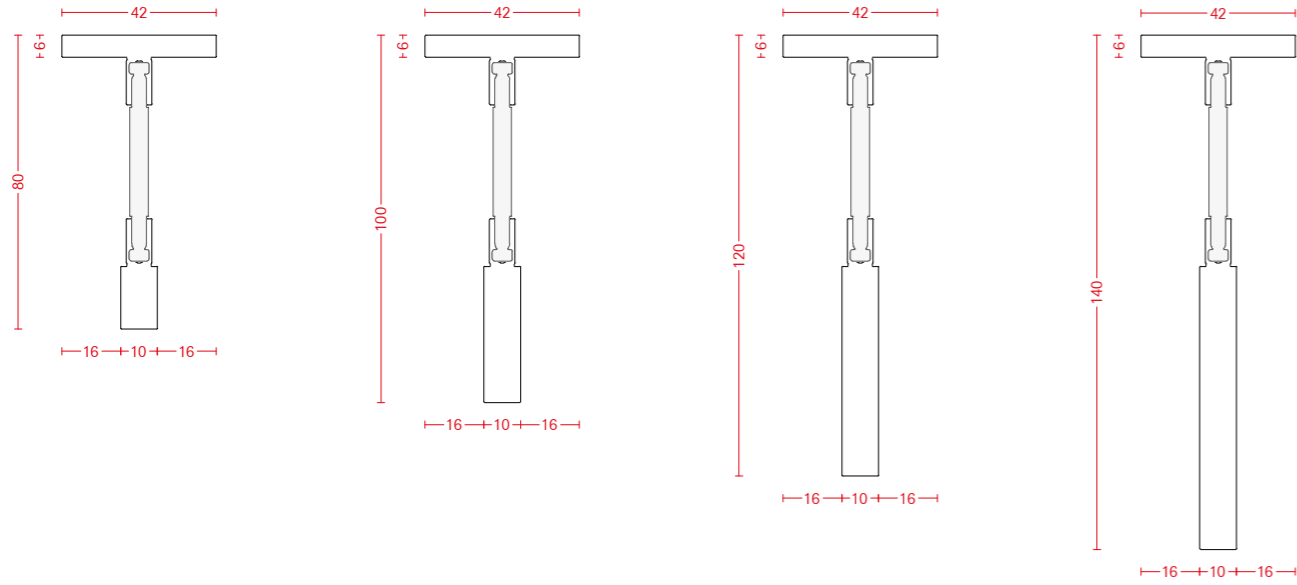


FEATURES

- | | |
|--|--|
| 1. Steel, Cor-Ten and stainless steel | 5. Accomodates double and triple glazing |
| 2. Laser welded profiles with integrated thermal barrier | 6. Thermal barrier in polyamide PA 6.6 |
| 3. External flange 6 mm thickness | 7. Choice of different angular glazing beads |
| 4. System with external perimetral sealing | 8. Profile depth of 80, 100, 120, 140 mm |
| | 9. Web thickness 10 mm |

profile range - bar length 5800 mm

- 07 Cor-Ten steel laser welded and sand blasted
- 14 Laser welded and sand blasted steel
- 33 Stainless steel AISI 304 laser welded and sand blasted
- 34 Stainless steel AISI 316L laser welded and sand blasted



FT 8010TF-07
FT 8010TF-14
FT 8010TF-33
FT 8010TF-34

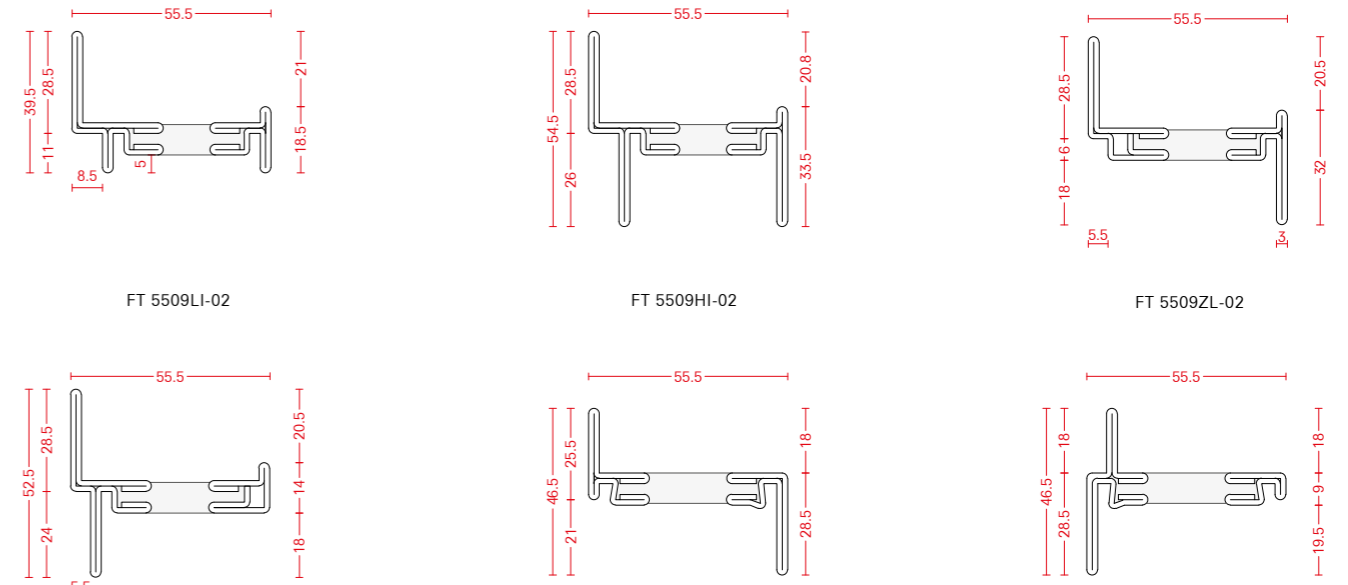
FT 10010TF-07
FT 10010TF-14
FT 10010TF-33
FT 10010TF-34

FT 12010TF-07
FT 12010TF-14
FT 12010TF-33
FT 12010TF-34

FT 14010TF-07
FT 14010TF-14
FT 14010TF-33
FT 14010TF-34

compatible with FerroFinestra W50 TB - bar length 5800 mm

- 02 Galvanized steel



FT 5509LI-02

FT 5509HI-02

FT 5509ZL-02

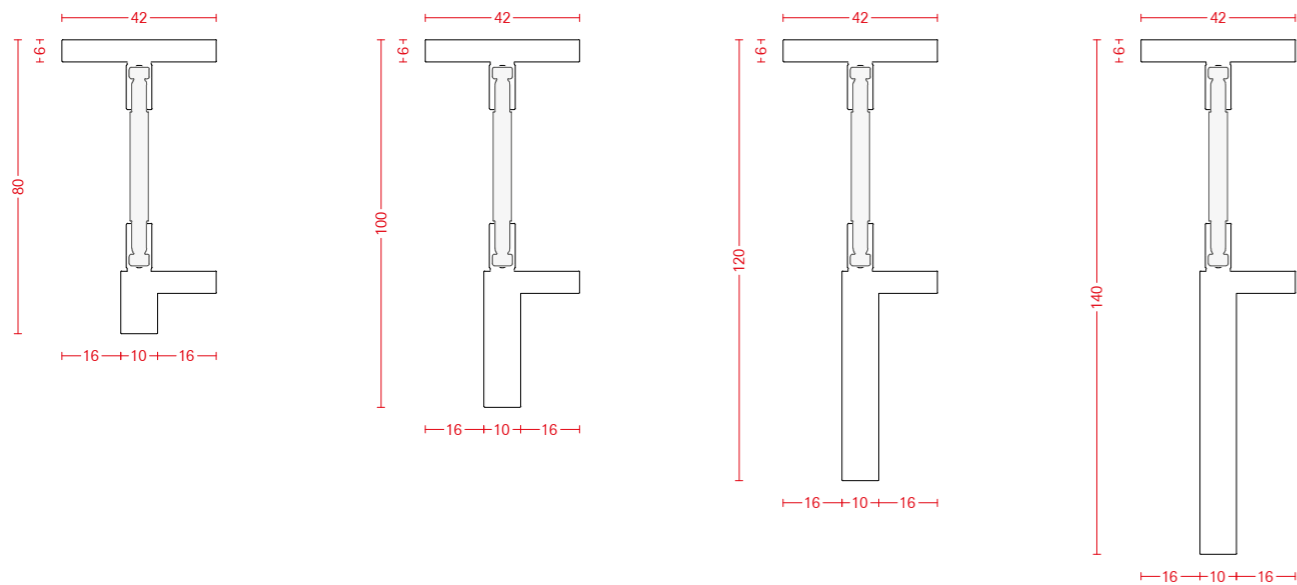
FT 5509TL-02

FT 5509ZA-02

FT 5509TA-02

compatible with Mogs M65 TB - bar length 5800 mm

- 02 Galvanized steel
- 05 Stainless steel AISI 316L 2B
- 07 Cor-Ten steel

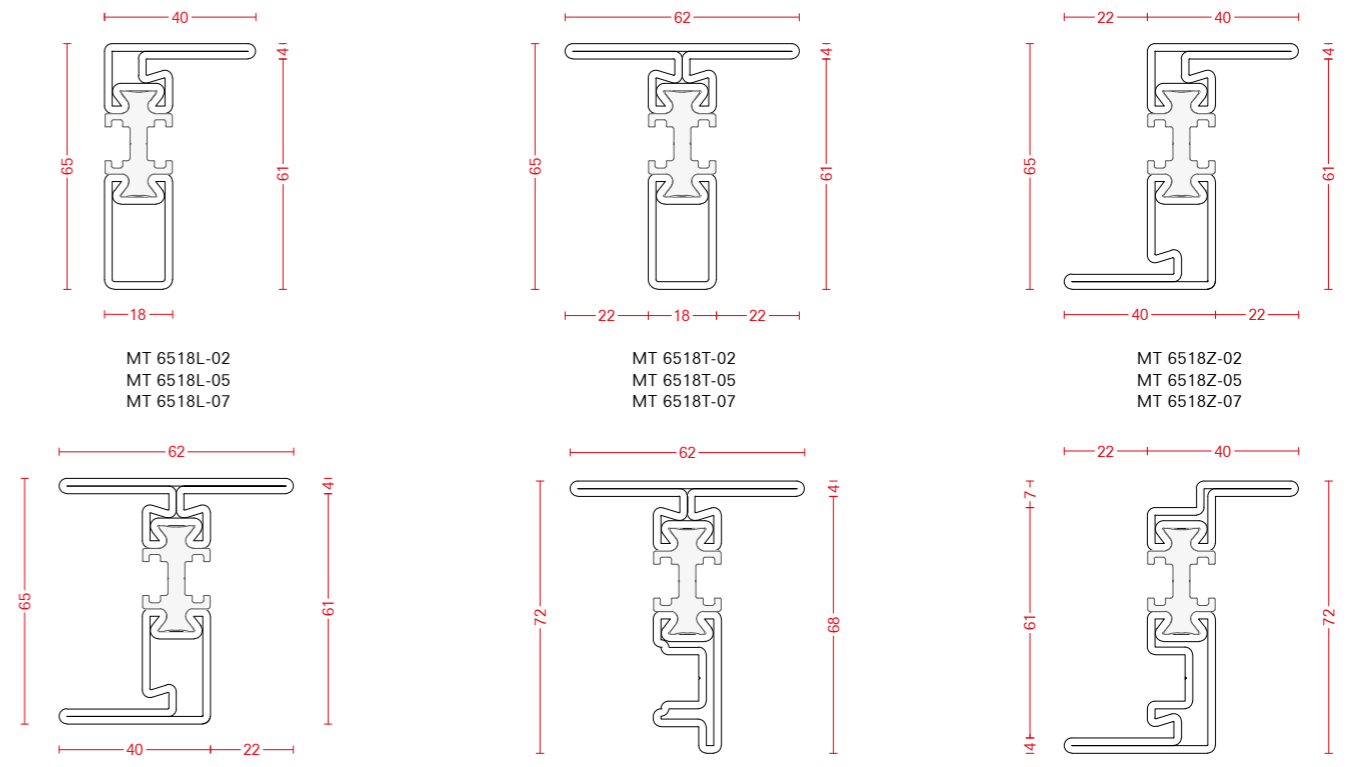


FT 8010HF-07
FT 8010HF-14
FT 8010HF-33
FT 8010HF-34

FT 10010HF-07
FT 10010HF-14
FT 10010HF-33
FT 10010HF-34

FT 12010HF-07
FT 12010HF-14
FT 12010HF-33
FT 12010HF-34

FT 14010HF-07
FT 14010HF-14
FT 14010HF-33
FT 14010HF-34



MT 6518L-02
MT 6518L-05
MT 6518L-07

MT 6518T-02
MT 6518T-05
MT 6518T-07

MT 6518Z-02
MT 6518Z-05
MT 6518Z-07

MT 6518H-02
MT 6518H-05
MT 6518H-07

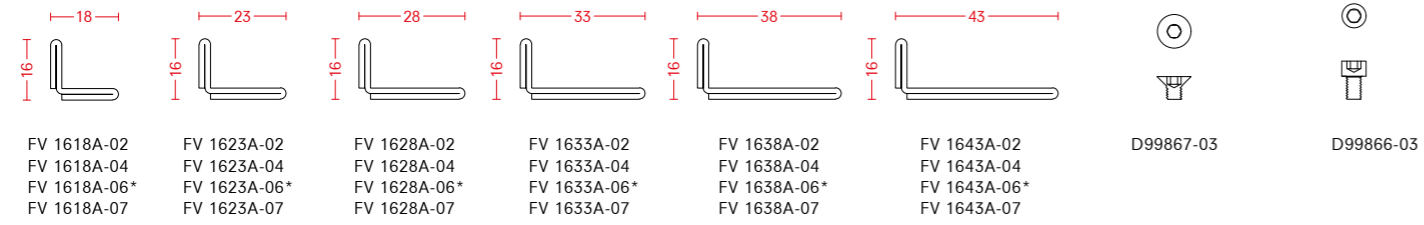
MT 7218TZ-02
MT 7218TZ-05
MT 7218TZ-07

MT 7218ZR-02
MT 7218ZR-05
MT 7218ZR-07

angular screw-on glazing beads - bar length 3000 mm

fixing screw

-02 Galvanized steel -03 Stainless steel AISI 304 2B -04 Satin stainless steel AISI 304
-06 Satin stainless steel AISI 316L -07 Cor-Ten steel *minimum quantity required



angular screw-on glazing beads - bar length 5800 mm

fixing screw

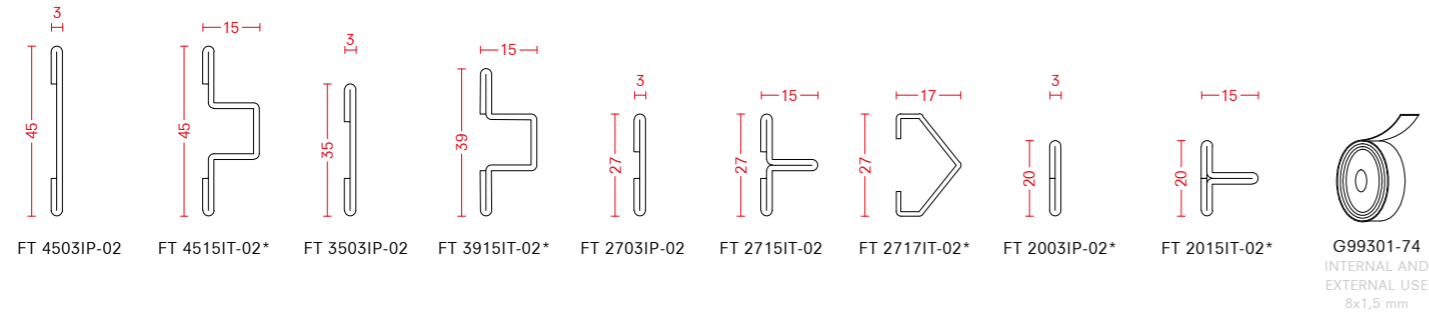
-02 Galvanized steel -03 Stainless steel AISI 304 2B



false muntins - bar length 3000 mm

double-side adhesive

-02 Galvanized steel -74 Adhesive strip *minimum quantity required



glass - external gaskets

-61 Neoprene -62 PVC



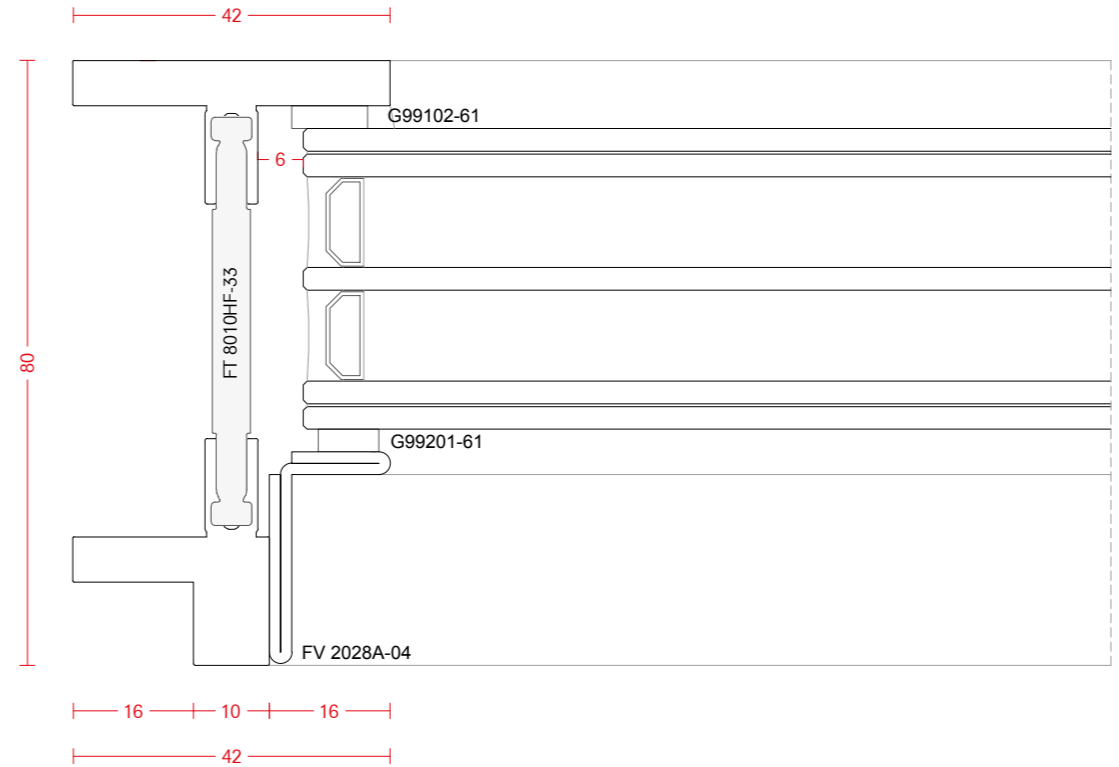
glass - internal gaskets

-61 Neoprene

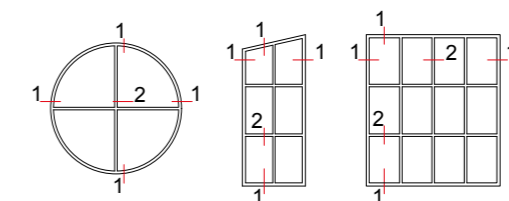
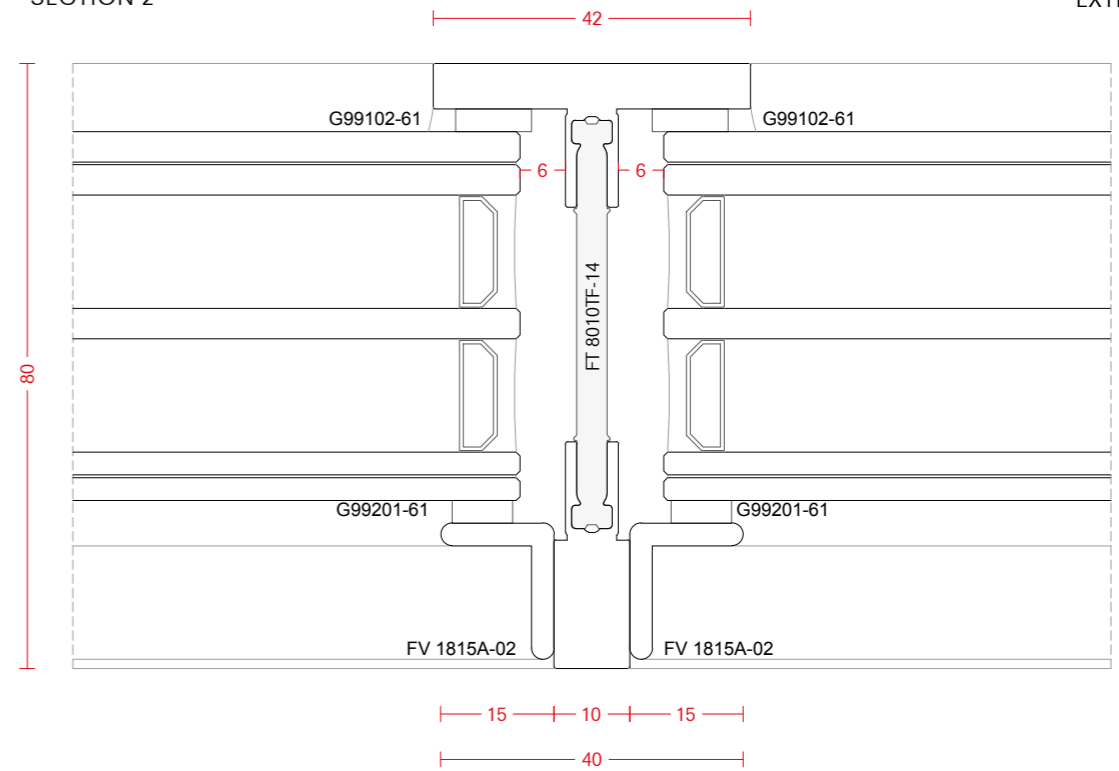


examples

SECTION 1 EXTERNAL



SECTION 2 EXTERNAL

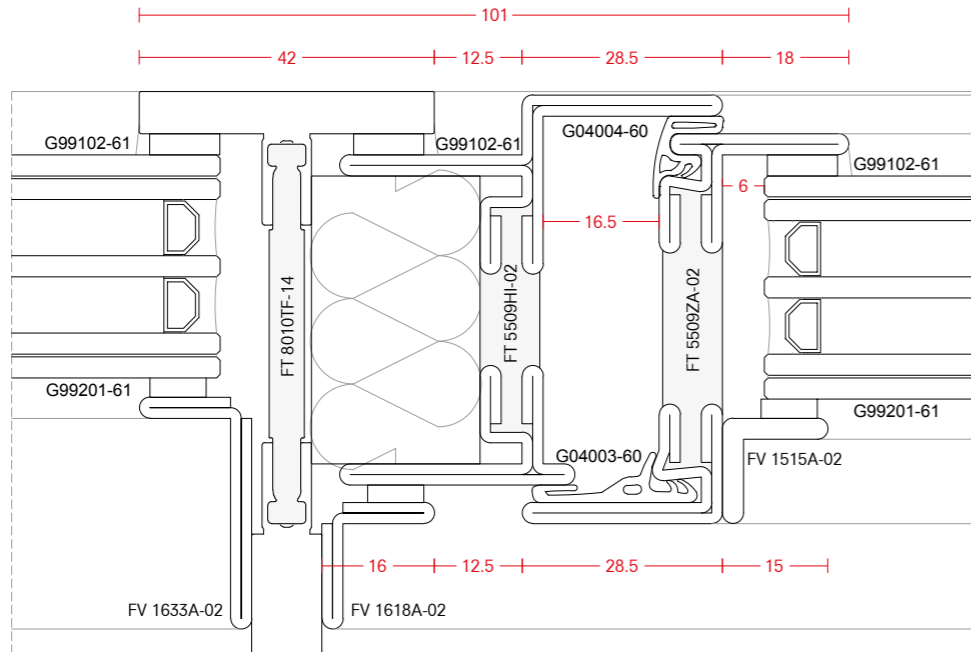


examples with compatible profiles - open in

examples with compatible profiles - open out

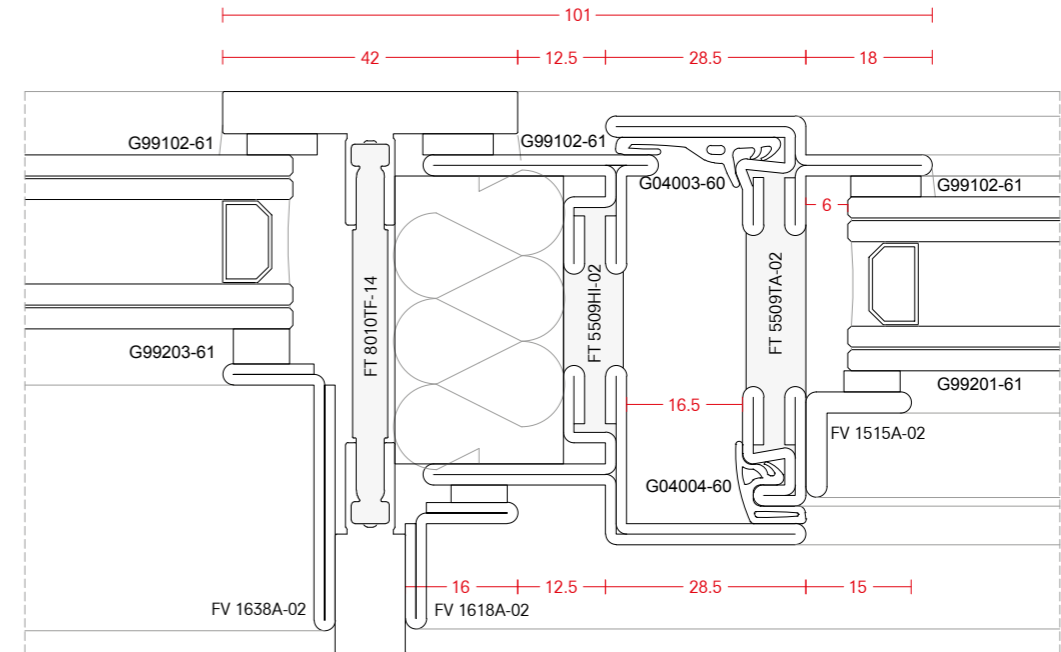
SECTION 3

EXTERNAL



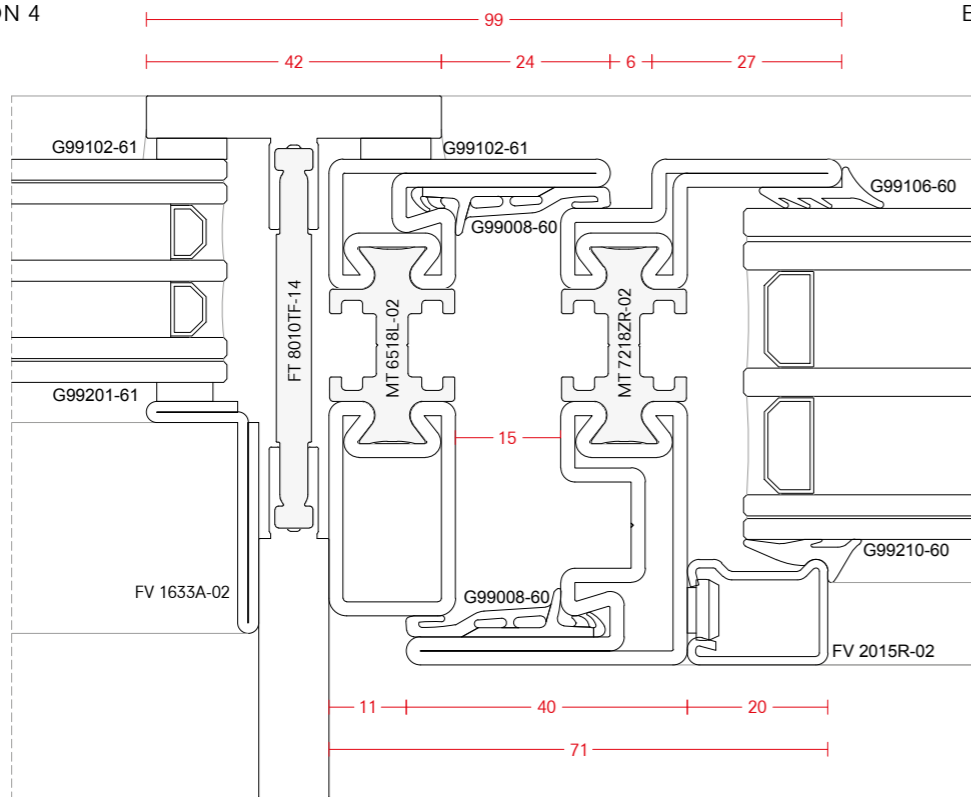
SECTION 5

EXTERNAL



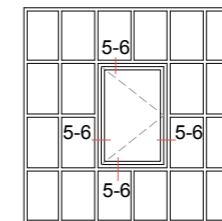
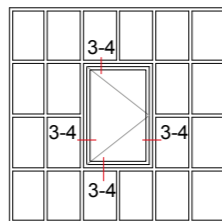
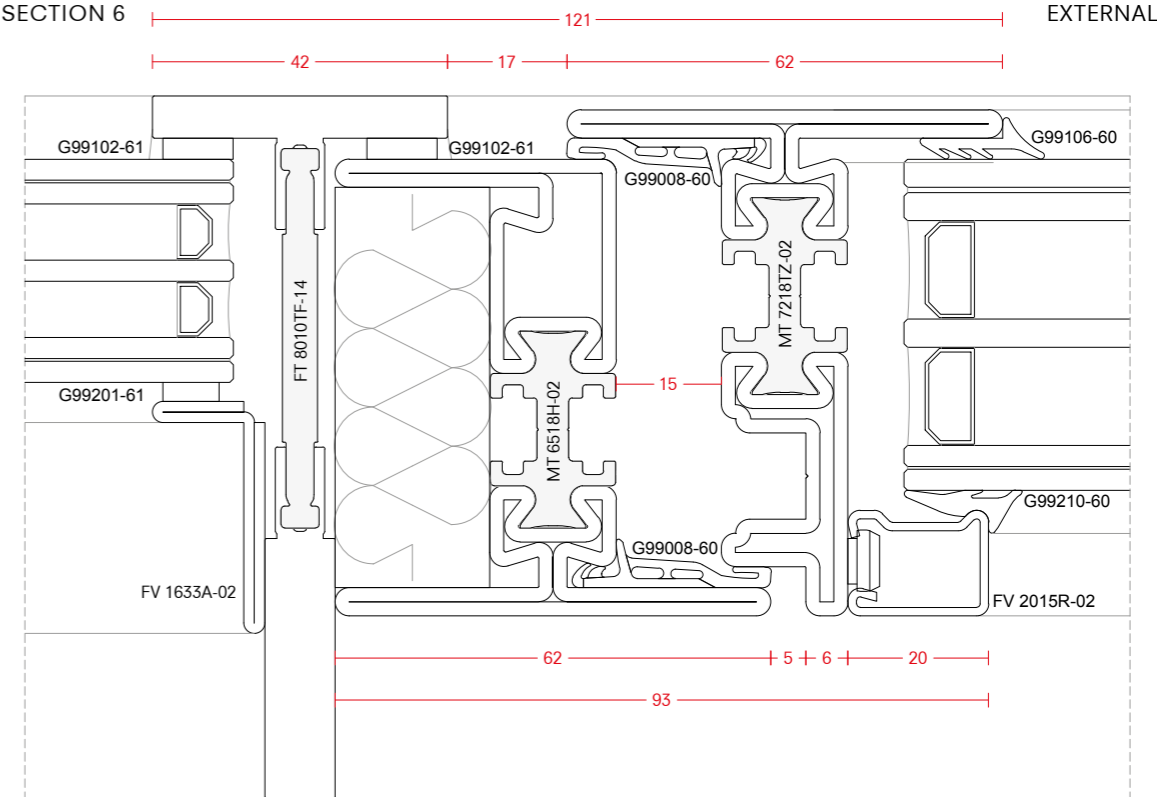
SECTION 4

EXTERNAL



SECTION 6

EXTERNAL





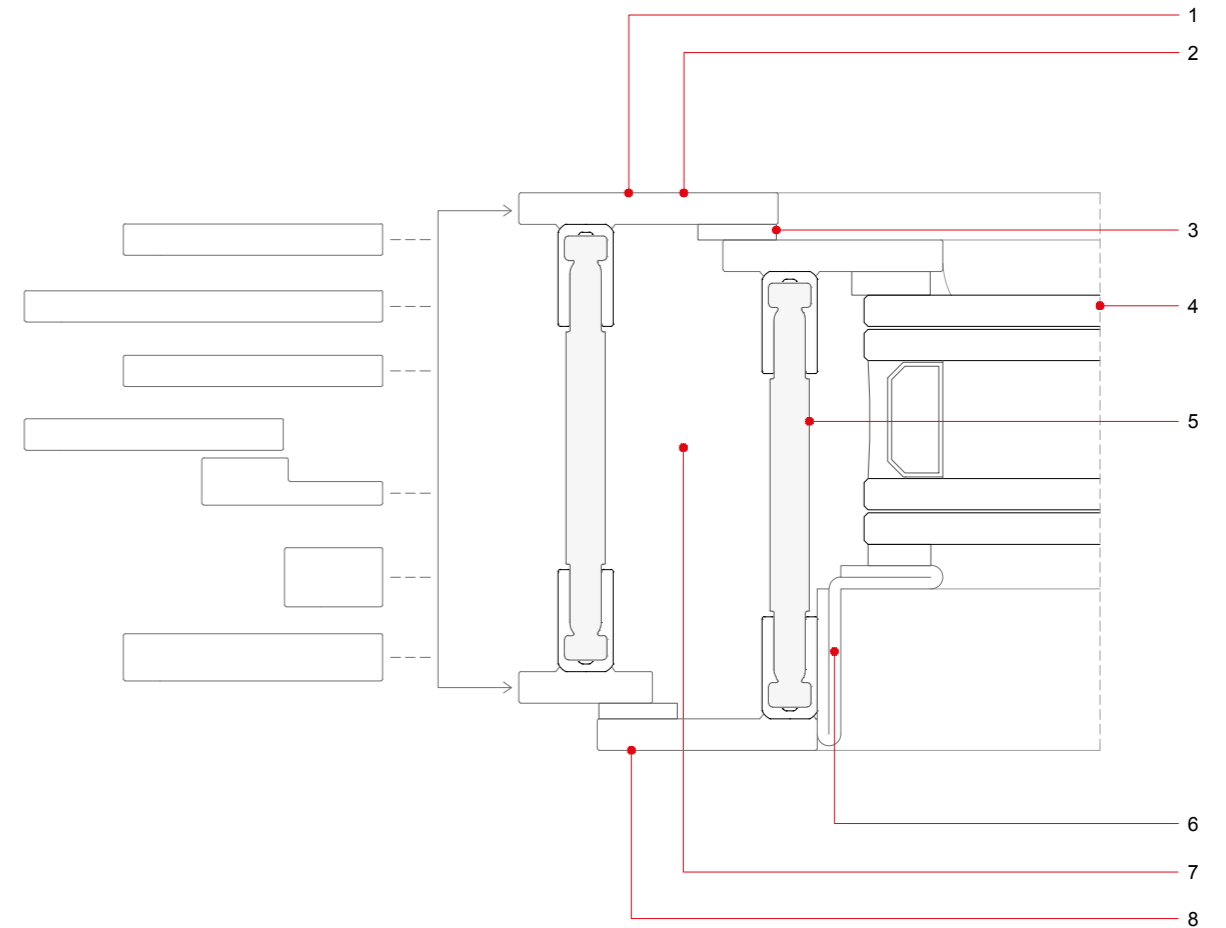
GIORGIO ARMANI



FerroFinestra CPX TB

The code CPX stands for the possibility to design your own custom profiles with or without thermal barrier in steel and stainless steel. Such tailor made profiles give architects and specialized window fabricators the possibility to stand out of the crowd and to follow their own ideas on window design.

Thickness, width as well as the contour of the outer flanges can be defined freely. The web consists of highly insulating polyamide combined with a mechanically fixed steel adapter (CPX TB). If there is no requirement for a thermal barrier, steel can be used instead of polyamide (CPX). Sophisticated laser lines connect the outer flanges to the web. Customized CPX and CPX TB profiles open up an infinite number of solutions. Customized profiles are not default certified like our standard profile systems and require a country or project specific certification. Please contact us for testing and certification support.



FEATURES

- | | |
|--|--|
| <ul style="list-style-type: none"> 1. Steel or stainless steel flanges with sharp corners 2. Customized design 3. Self-adhesive non-shrinking gaskets 4. Accommodates double and triple glazing 5. Thermal barrier in polyamide PA 6.6 or solid steel 6. Compatible with different glazing beads | <ul style="list-style-type: none"> 7. Compatibility with existing fittings 8. Fixed glazing, single-sash and double-sash, side-hung and bottom-hung windows opening inwards and outwards, top-hung, vertical and horizontal pivoting windows, windows and doors opening inwards and outwards |
|--|--|

profile range - bar length 5800 mm

-03 Stainless steel AISI 304 2B



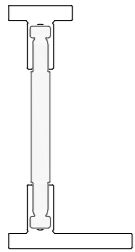
CP 5707IB-03

examples of laser welded custom profiles

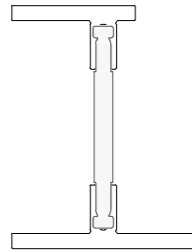
-14 Laser welded and sand blasted steel

-33 Stainless steel AISI 304 laser welded and sand blasted

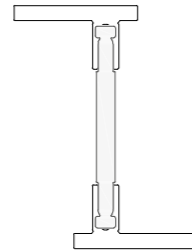
-34 Stainless steel AISI 316L laser welded and sand blasted



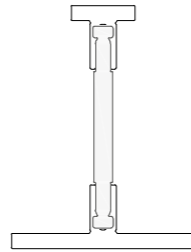
CP X07L-14
CP X07L-33
CP X07L-34



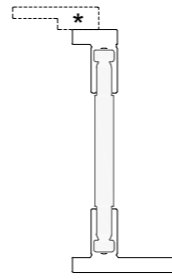
CP X07H-14
CP X07H-33
CP X07H-34



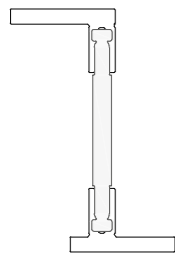
CP X07Z-14
CP X07Z-33
CP X07Z-34



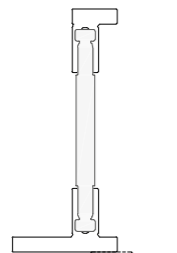
CP X07TD-14
CP X07TD-33
CP X07TD-34



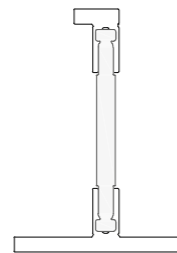
CP X07ZA-14
CP X07ZA-33
CP X07ZA-34



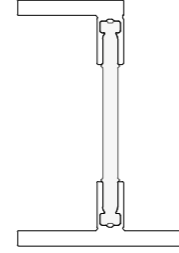
CP X07ZU-14
CP X07ZU-33
CP X07ZU-34



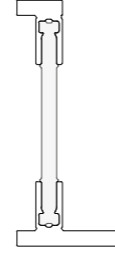
CP X07TZ-14
CP X07TZ-33
CP X07TZ-34



CP X07TU-14
CP X07TU-33
CP X07TU-34



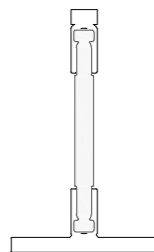
CP X07HF-14
CP X07HF-33
CP X07HF-34



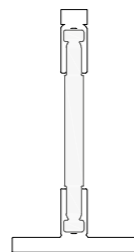
CP X07LF-14
CP X07LF-33
CP X07LF-34



CP X07SU-14
CP X07SU-33
CP X07SU-34



CP X07TN-14
CP X07TN-33
CP X07TN-34



CP X07TR-14
CP X07TR-33
CP X07TR-34



* = to be welded by the customer

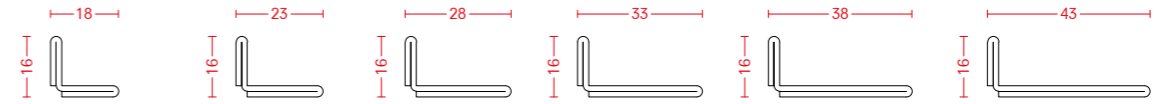
CP 2306PU-14
CP 2306PU-33
CP 2306PU-34

angular screw-on glazing beads - bar length 3000 mm

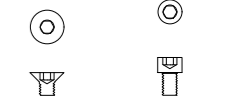
fixing screws

-02 Galvanized steel -03 Stainless steel AISI 304 2B -04 Satin stainless steel AISI 304
-06 Satin stainless steel AISI 316L

*minimum quantity required



FV 1618A-02 FV 1623A-02 FV 1628A-02 FV 1633A-02 FV 1638A-02 FV 1643A-02
FV 1618A-04 FV 1623A-04 FV 1628A-04 FV 1633A-04 FV 1638A-04 FV 1643A-04
FV 1618A-06* FV 1623A-06* FV 1628A-06* FV 1633A-06* FV 1638A-06* FV 1643A-06*



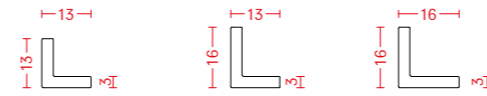
D99867-03 D99866-03

angular screw-on glazing beads - bar length 5800 mm

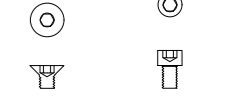
fixing screws

-01 Hot rolled steel -03 Stainless steel AISI 304 2B -05 Stainless steel AISI 316L 2B

*minimum quantity required



FV 1313A-01 FV 1316A-01 FV 1616A-01
FV 1313A-03* FV 1316A-03* FV 1616A-03*
FV 1313A-05* FV 1316A-05* FV 1616A-05*



D99867-03 D99866-03

rebate gaskets


-60 EPDM black -62 PVC



G99202-62 SELFADHESIVE G99019-60 SELFADHESIVE

glass - external gaskets

-60 EPDM black -61 Neoprene -62 PVC



G99106-60 G99107-60 SELFADHESIVE G99108-60 SELFADHESIVE G99101-61 SELFADHESIVE G99102-61 SELFADHESIVE G99103-62 SELFADHESIVE

glass - internal gaskets

-61 Neoprene



G99201-61 SELFADHESIVE G99202-61 SELFADHESIVE G99203-61 SELFADHESIVE G99204-61 SELFADHESIVE

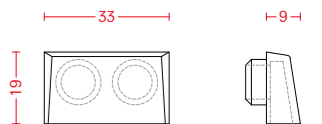
weather bars

cover caps

-00 Aluminium -02 Galvanized steel -35 Black



A99001-00 L 6000 mm D99901-02 SCREW FOR A99001-00

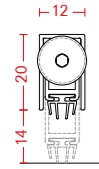


A99201-35

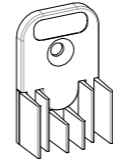
automatic drop seal

sideward cover cap for drop-down seal

-35 Black -41 Grey RAL 7035 -62 PVC



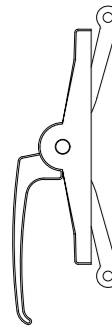
G99501-62	330 mm	(shortenable up to 50 mm)	G99506-62	830 mm	(shortenable up to 200 mm)
G99502-62	430 mm	(shortenable up to 135 mm)	G99507-62	930 mm	(shortenable up to 200 mm)
G99503-62	530 mm	(shortenable up to 200 mm)	G99508-62	1030 mm	(shortenable up to 200 mm)
G99504-62	630 mm	(shortenable up to 200 mm)	G99509-62	1130 mm	(shortenable up to 200 mm)
G99505-62	730 mm	(shortenable up to 200 mm)	G99510-62	1230 mm	(shortenable up to 200 mm)



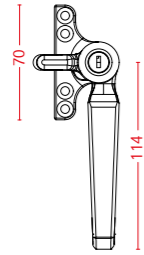
G99511-35 BLACK
G99511-41 GREY RAL7035

fittings examples - see accessories chapter for details

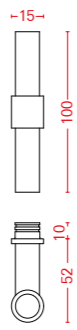
-15 Satin chrome SC Satin chrome B Satin black stainless steel SNEB Satin nickel/ebony wood



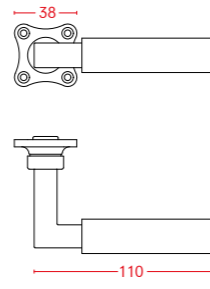
H99001-15
LINEAR MOTION
HANDLE



700205SC
CLASSIC WINDOW HANDLE
HERITAGE COLLECTION



760050B
CREMONE HANDLE
ONE COLLECTION

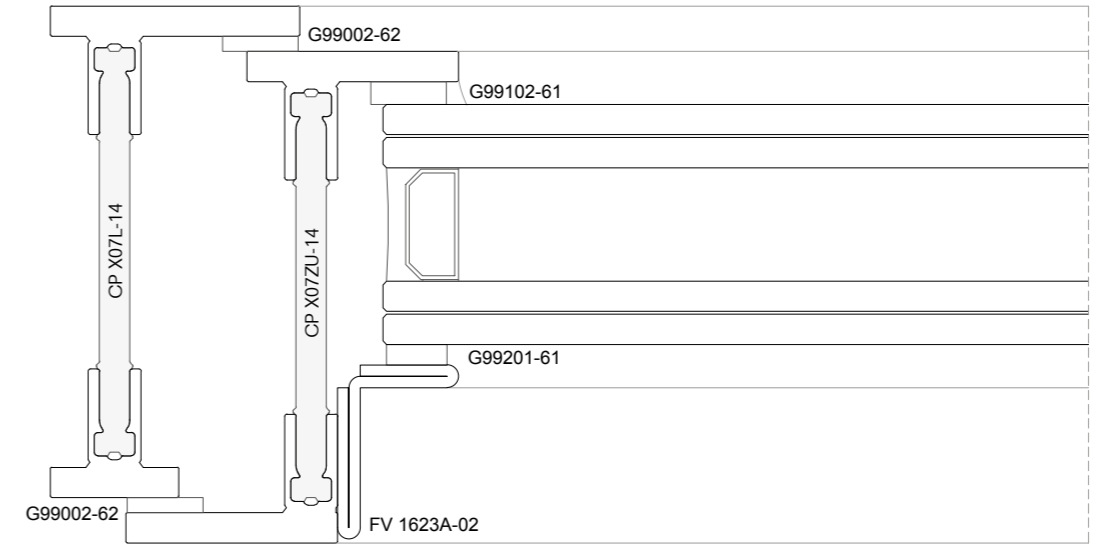


750010SNEB
DOOR HANDLE
TIMELESS COLLECTION

examples - open in

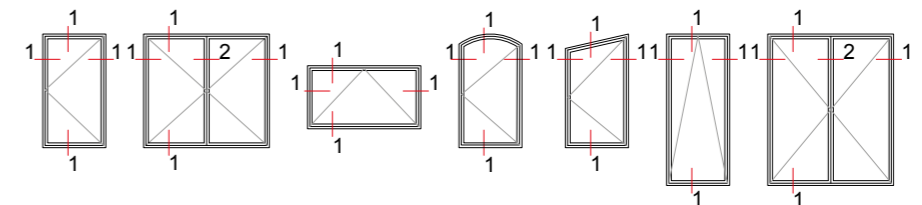
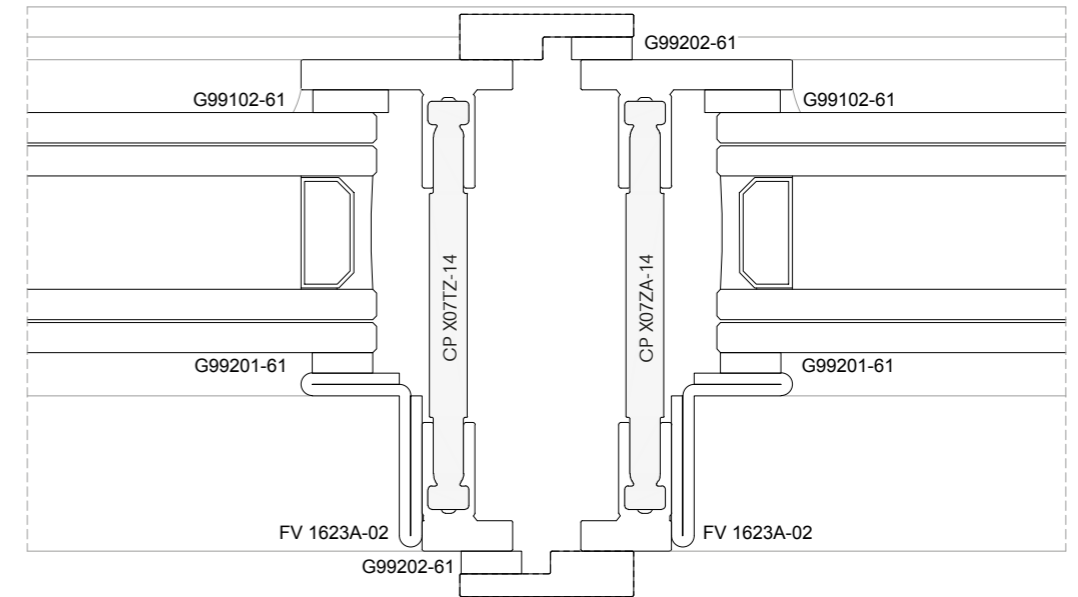
SECTION 1

EXTERNAL



SECTION 2

EXTERNAL



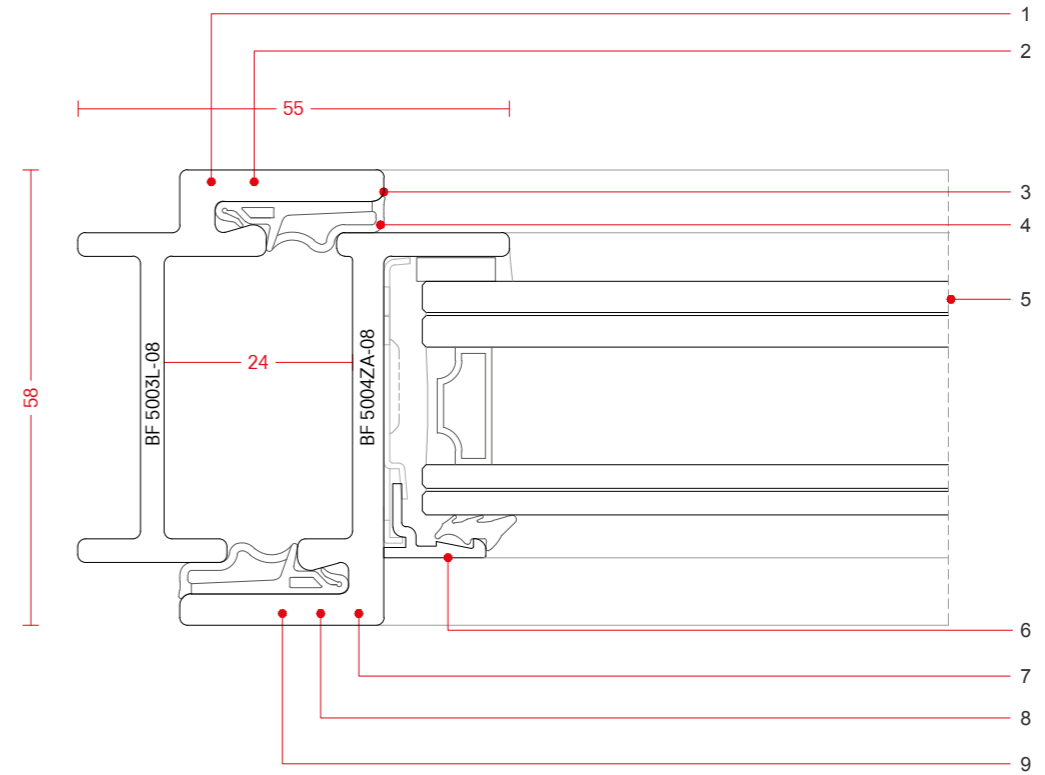
BRONZO FINESTRA

Bronze is one of the oldest metals known to man since the beginning of the Bronze Age over 5,000 years ago. It is considered a “living material”, subject to a natural oxidation or weathering and its natural colours range from a copper red fading through golden yellow to end in the different shades of classic browns. It emanates a warmth difficult to match with other metals. Contemporary architecture is rediscovering the value and beauty of this noble metal, which was the principal performer in windows and doors of representative commercial buildings and residences of the 18th and 19th century.

BronzoFinestra B40 Architectural Bronze

BronzoFinestra B40

A timeless metal of undisputed prestige, for a profile system that embraces the same classic lines of the FerroFinestra W40 design. Architectural bronze is a copper alloy consisting of about 58% copper and 40% zinc. Like Cor-Ten steel, architectural bronze is a living material, subject to natural oxidation and therefore to acquire unique and original shades over time. BronzoFinestra B40 is ideal for restoration works on heritage and fascinating for new buildings; it combines charm with longevity and achieves remarkable thermo-acoustic insulation in combination with low emissivity glazing.

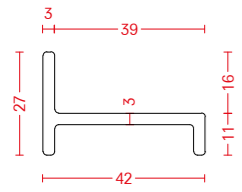


FEATURES

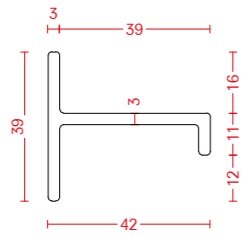
- | | |
|---|--|
| <ul style="list-style-type: none"> 1. Solid architectural bronze extrusions 2. Classic "stepped leg" design 3. Natural resistance to corrosion 4. Mechanically fixed rebate gaskets 5. Accommodates low emissivity glazing up to 30 mm 6. Choice of different glazing beads | <ul style="list-style-type: none"> 7. Very compact profiles with minimal depth and sightlines 8. Material thickness up to 4 mm 9. Fixed glazing, tilt and turn, single-sash and double-sash, side-hung and bottom-hung windows opening inwards and outwards, top-hung, vertical and horizontal pivoting windows, windows and doors opening inwards and outwards |
|---|--|

profile range - bar length 5800 mm

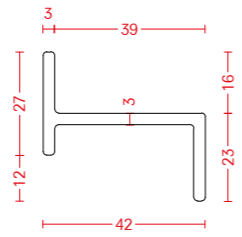
-08 Architectural bronze



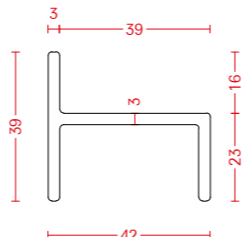
BF 4203LF-08



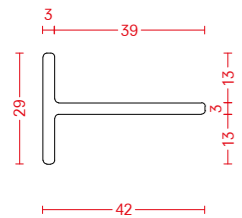
BF 4203TF-08



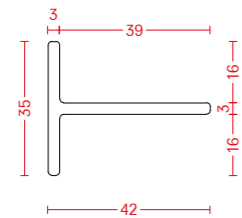
BF 4203ZF-08



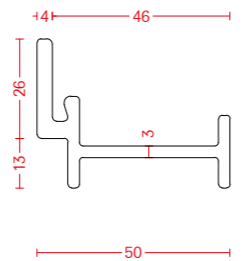
BF 4203HF-08



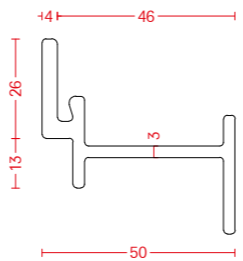
BF 4203TR-08



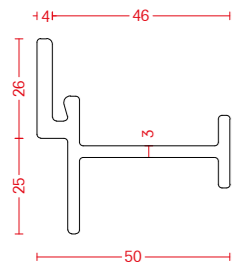
BF 4203TN-08



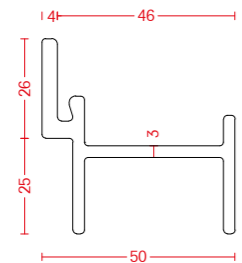
BF 5003L-08



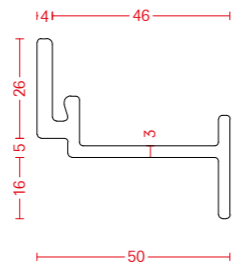
BF 5003Z-08



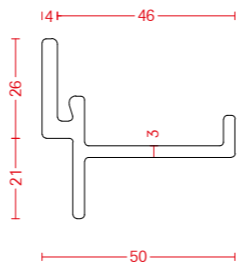
BF 5003T-08



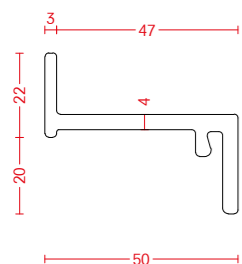
BF 5003H-08



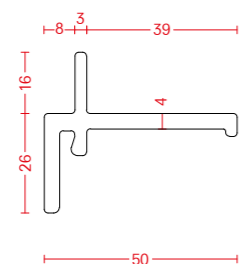
BF 5003ZL-08



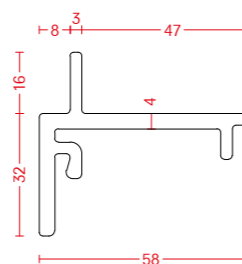
BF 5003TL-08



BF 5004ZA-08



BF 5004TA-08



BF 5804TZ-08

snap-on glazing beads - bar length 4000 mm

-08 Architectural bronze -03 Stainless steel AISI 304 2B

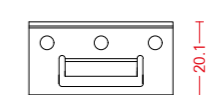


FV 1302R-08

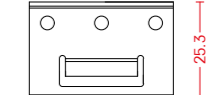
FV 1310S-08



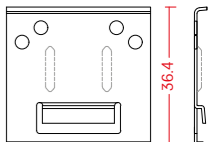
D99950-03 RIVET



F99001-03



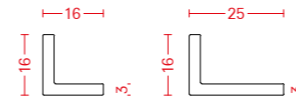
F99002-03



F99003-03

screw-on glazing beads - bar length 4000 mm

-08 Architectural bronze -03 Stainless steel AISI 304 2B



FV 1616A-08*

FV 1625A-08*

*minimum quantity required

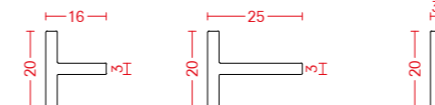


D99867-03

D99866-03

false muntins - bar length 4000 mm

-08 Architectural bronze -74 Adhesive strip



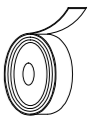
BF 2016IT-08*

BF 2025IT-08*

BF 2003IP-08*

Double-side adhesive

*minimum quantity required



G99301-74 INTERNAL AND EXTERNAL USE 8x1,5 mm

rebate gaskets

-60 EPDM black -61 Neoprene -62 PVC



G99021-60



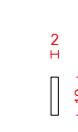
G99106-60



G99107-60 SELFADHESIVE



G99108-60 SELFADHESIVE



G99101-61 SELFADHESIVE



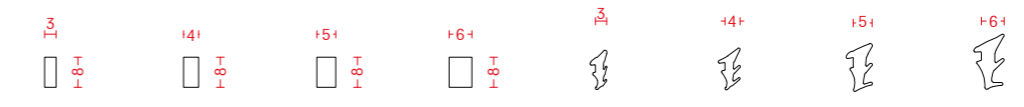
G99102-61 SELFADHESIVE



G99103-62 SELFADHESIVE

glass - internal gaskets

-09 Brass -60 EPDM black -61 Neoprene



G99201-61 SELFADHESIVE

G99202-61 SELFADHESIVE

G99203-61 SELFADHESIVE

G99204-61 SELFADHESIVE

G99205-60

G99206-60

G99207-60

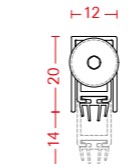
G99208-60



A99005-09 L 3000 mm

automatic drop seal

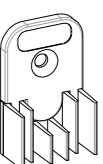
-35 Black -41 Grey RAL 7035 -62 PVC



G99501-62 330 mm (shortenable up to 50 mm)
 G99502-62 430 mm (shortenable up to 135 mm)
 G99503-62 530 mm (shortenable up to 200 mm)
 G99504-62 630 mm (shortenable up to 200 mm)
 G99505-62 730 mm (shortenable up to 200 mm)

G99506-62 830 mm (shortenable up to 200 mm)
 G99507-62 930 mm (shortenable up to 200 mm)
 G99508-62 1030 mm (shortenable up to 200 mm)
 G99509-62 1130 mm (shortenable up to 200 mm)
 G99510-62 1230 mm (shortenable up to 200 mm)

sideward cover cap for drop-down seal



G99511-35 BLACK
 G99511-41 GREY RAL7035

tilt and turn fittings - see accessories chapter for details

-00 Aluminium



E99501-00
ALUMINIUM GUIDE
FOR FRAME
L 4000 mm

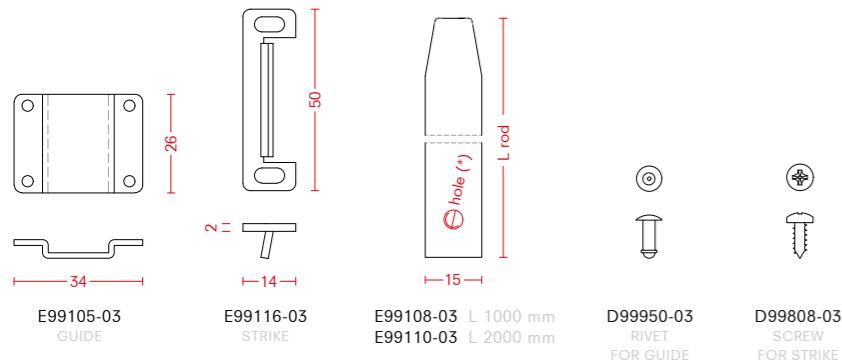


E99502-00
ALUMINIUM GUIDE
FOR FRAME
L 4000 mm

ATTENTION:
DISTANCE BETWEEN FRAME AND SASH HAS
TO BE INCREASED FROM 24 TO 26,5 mm.
THE ALUMINIUM GUIDES HAVE TO BE PAINTED

concealed push rod set

-03 Stainless steel AISI 304 2B



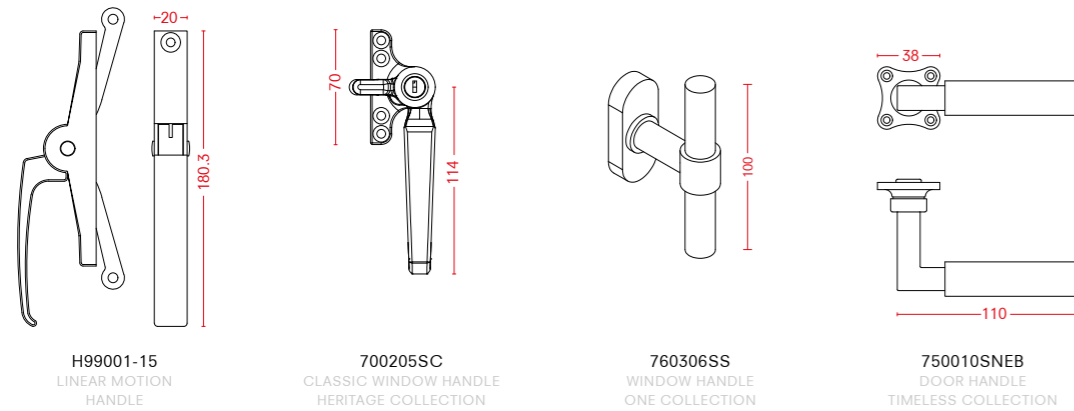
K99031 - SET - PUSH - RODS 1000+2000		
Code	Quantity	Description
E99108-03	1	Rod 1000 mm
E99110-03	1	Rod 2000 mm
E99105-03	5	Rod guide
E99116-03	2	Rod strike
D99950-03	20	Rivet for guide
D99808-03	4	Screw for keep

K99030 - SET - PUSH - RODS 1000+1000		
Code	Quantity	Description
E99108-03	2	Rod 1000 mm
E99105-03	4	Rod guide
E99116-03	2	Rod strike
D99950-03	16	Rivet for guide
D99808-03	4	Screw for keep

K99032 - SET - PUSH - RODS 2000+2000		
Code	Quantity	Description
E99110-03	2	Rod 2000 mm
E99105-03	6	Rod guide
E99116-03	2	Rod strike
D99950-03	24	Rivet for guide
D99808-03	4	Screw for keep

fittings examples - see accessories chapter for details

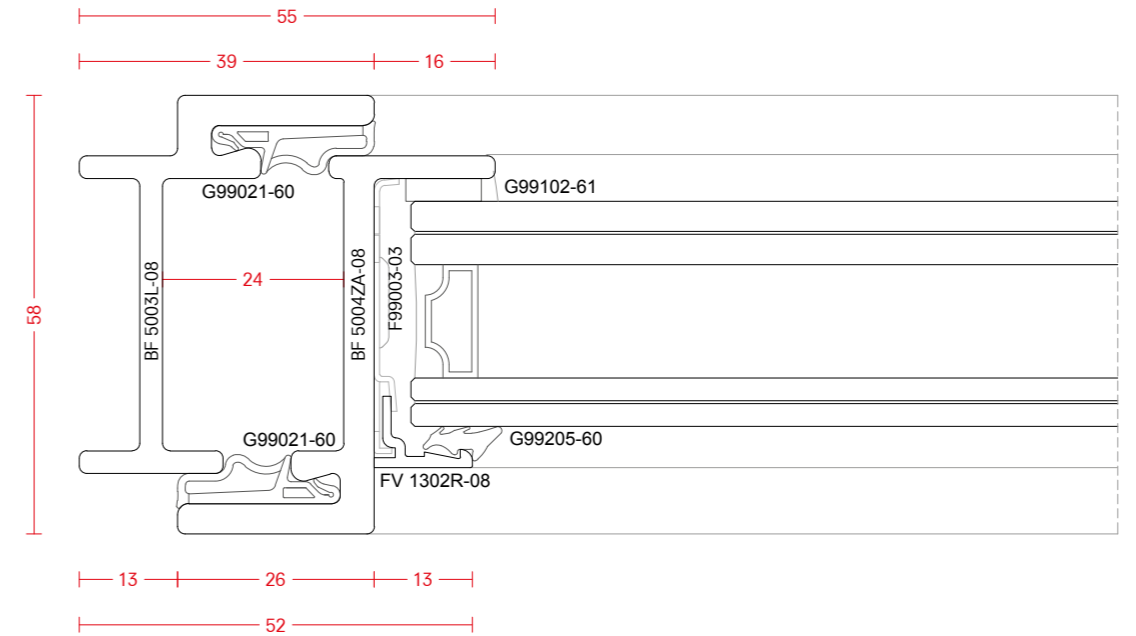
-15 Satin chrome SC Satin chrome SS Satin stainless steel SNEB Satin nickel/ebony wood



examples - open in

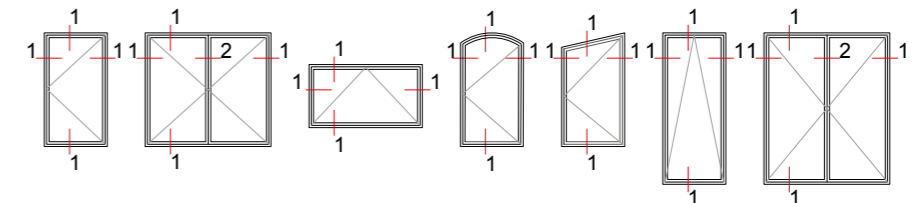
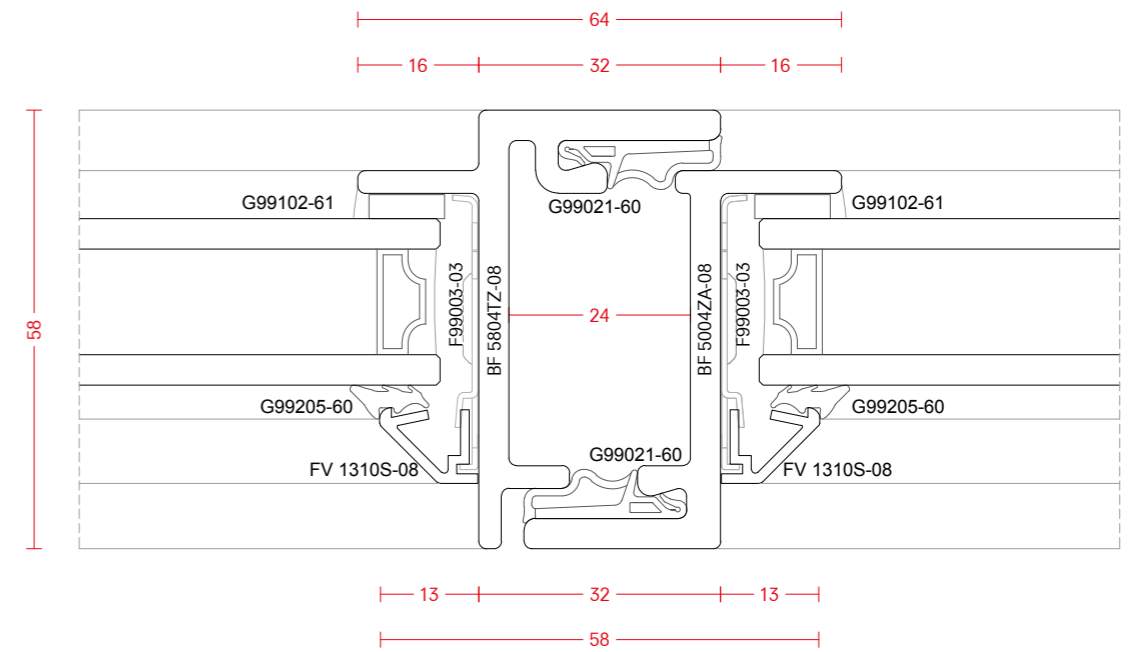
SECTION 1

EXTERNAL



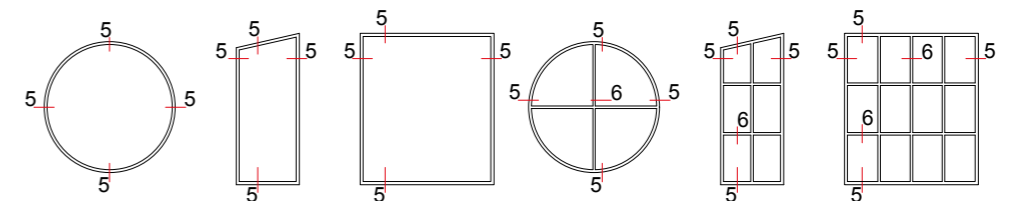
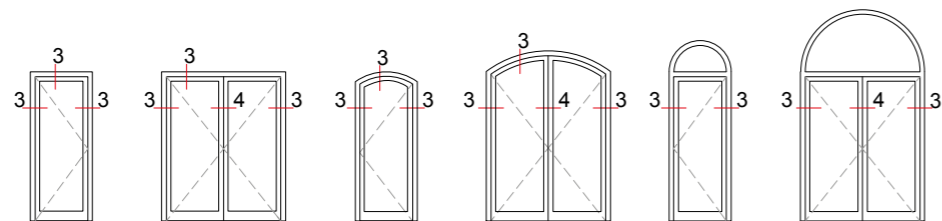
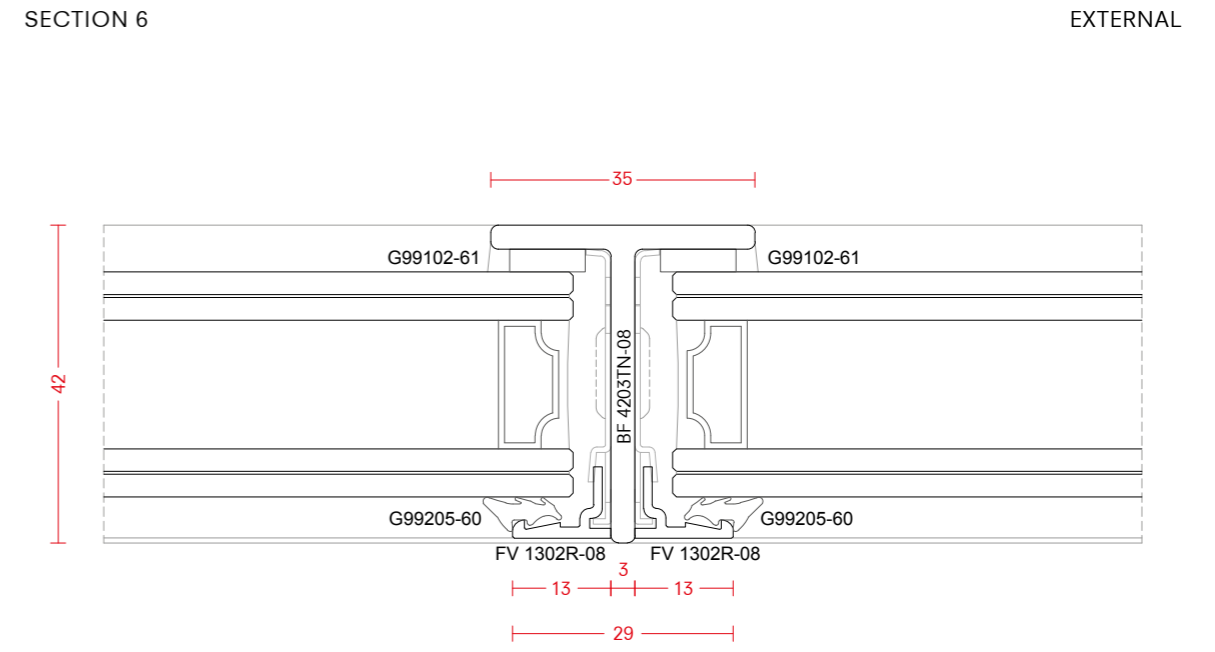
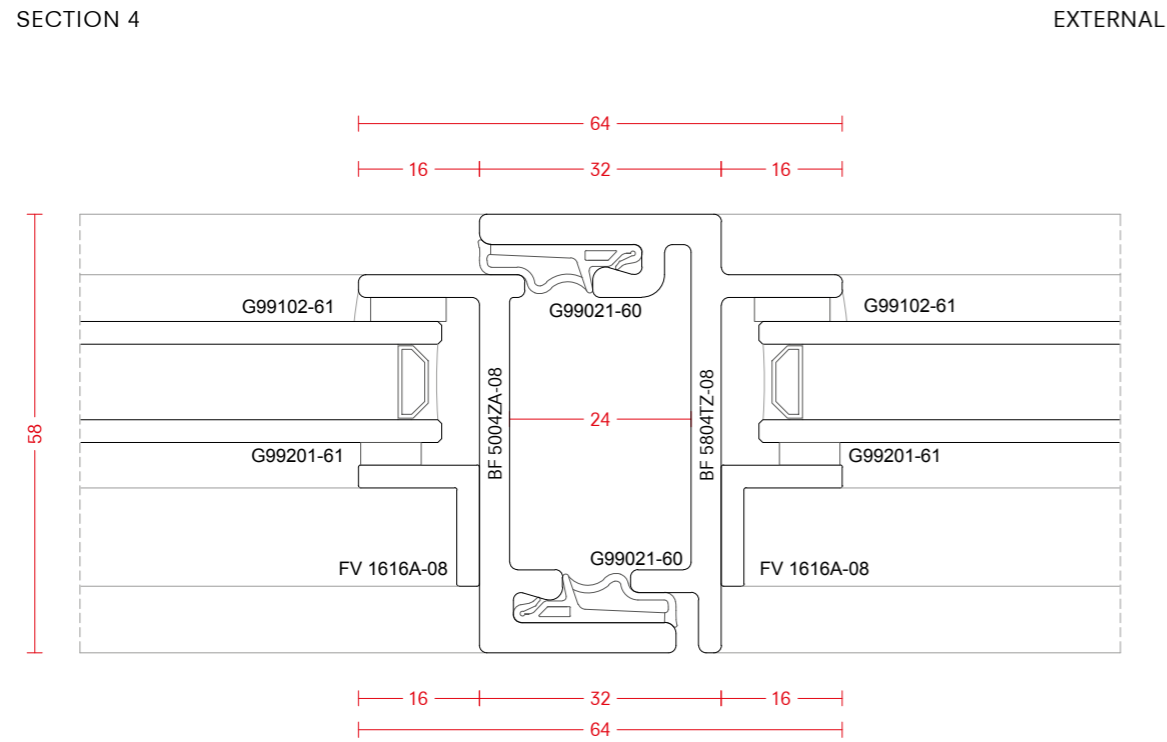

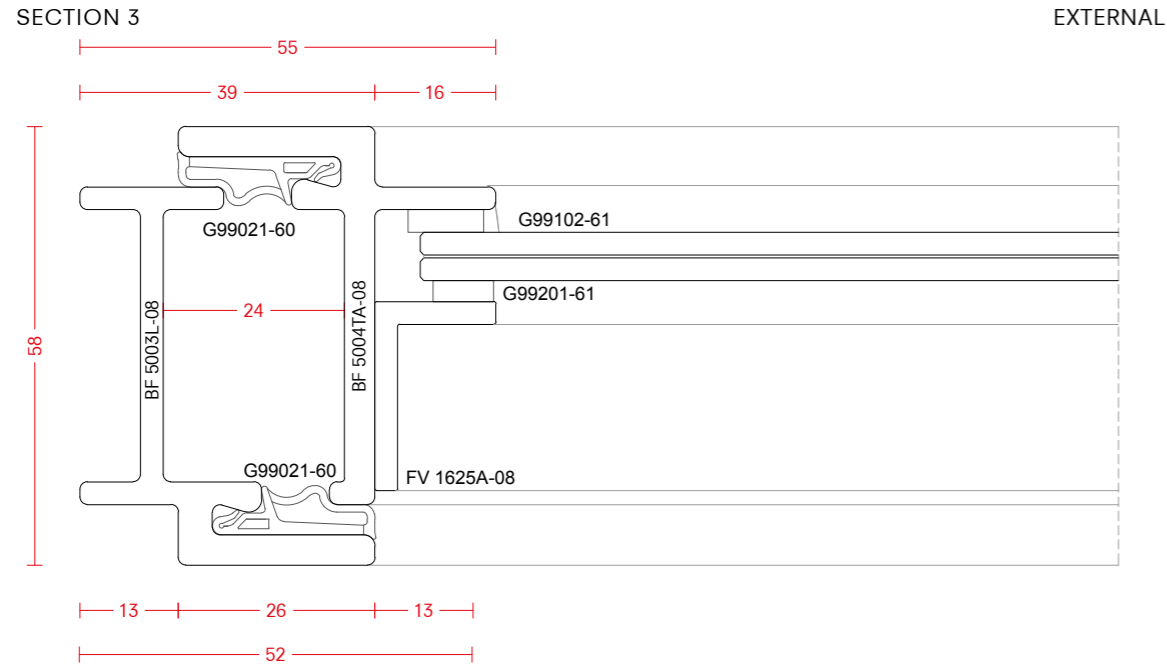
SECTION 2

EXTERNAL



examples - open out

examples - fixed





MOGS

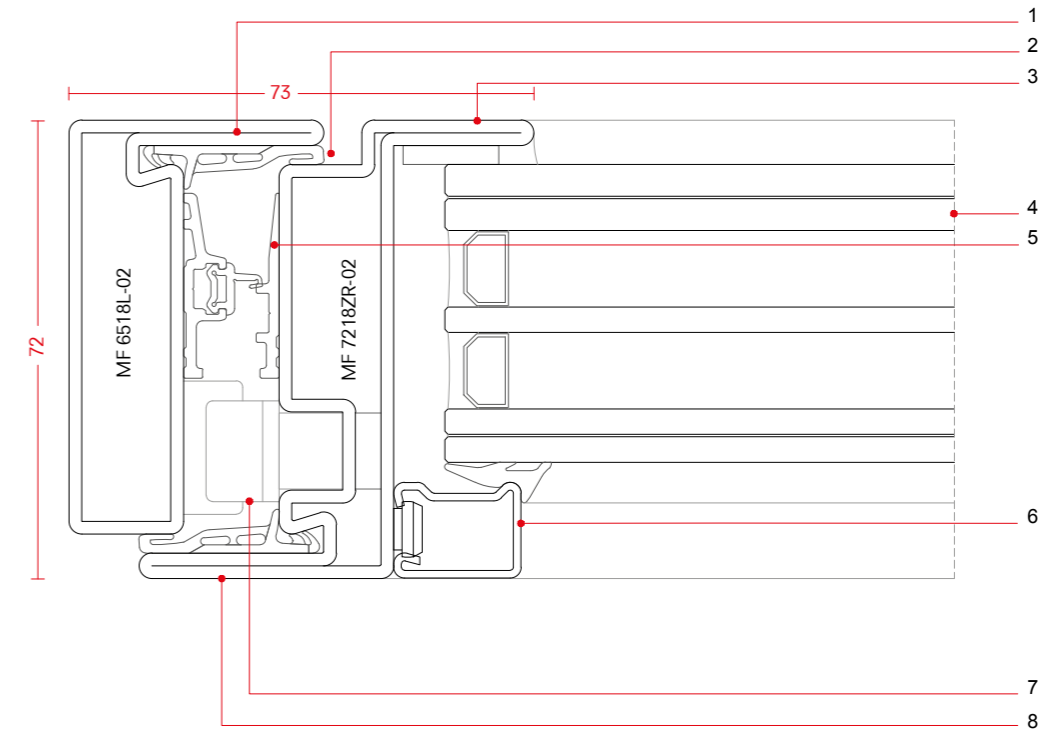
The designation “Mogs” stands for a large family of window profiles, which has been designed to guarantee high level of insulation, anti-burglary safety and durability. A wide range of materials and finishes characterizes the thermal barrier range, identified by the suffix “TB”. The system stands out for its clean design and minimalist aesthetics. Mogs M65 TB, in its various forms, is the only cold formed thermally insulated profile system made from 2 mm steel.

M65 Steel

M65 TB Steel | Cor-Ten | Stainless Steel

Mogs M65 Steel

Mogs M65 profiles are made from 2 mm cold-formed zinc-magnesium steel, which grants a high internal and external protection against rust and atmospheric corrosion. Compared to conventional zinc coated steel profiles, this special dual coat is welder friendly and does not form gas bubbles in the weld seam. This system is an ideal solution for large glazing in milder climatic zones and with its 65/72 mm profile depth an extremely strong framing material for security windows. Mogs M65 was developed as a multi-purpose system and profiles used for fixed frames or outer casement frames can be used as well for window vents, keeping the assembly fast and simple. With only 5 different profiles a large variety of windows, including tilt and turn windows, and doors can be manufactured.

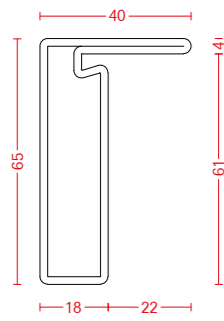


FEATURES

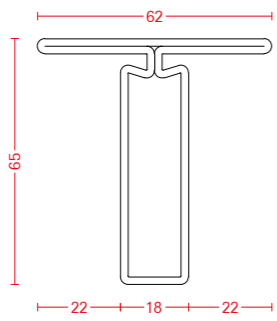
- | | |
|--|--|
| <ul style="list-style-type: none"> 1. 2 mm tubular profile with high moments of inertia 2. Mechanically fixed rebate gaskets 3. External flush and internal overlapping sightlines 4. Accommodate double and triple glazing 5. Optional kit for center gaskets 6. Wide range of square and angular glazing beads | <ul style="list-style-type: none"> 7. Wide range of accessories with visible and concealed hinges 8. Fixed glazing, tilt and turn, single-sash and double-sash, side-hung and bottom-hung windows opening inwards and outwards, top-hung, vertical and horizontal pivoting windows, windows and doors opening inwards and outwards |
|--|--|

profile range - bar length 5800 mm

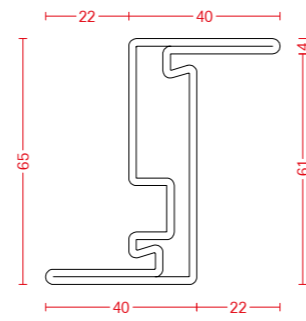
-02 Galvanized steel



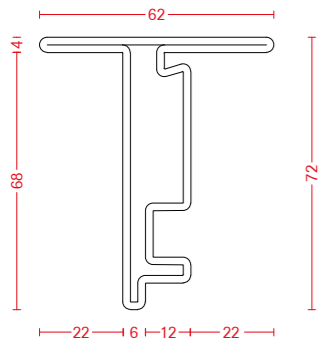
MF 6518L-02



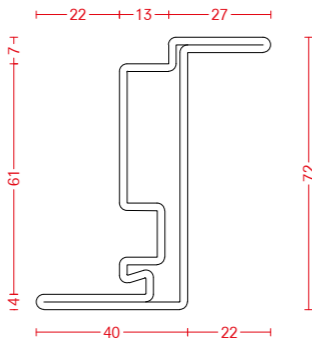
MF 6518T-02



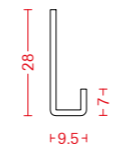
MF 6518Z-02



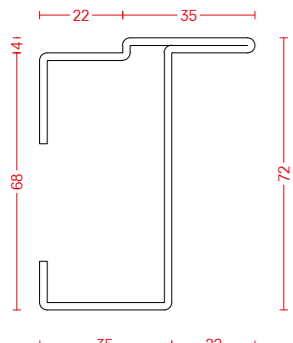
MF 7218TZ-02
L 3000 mm



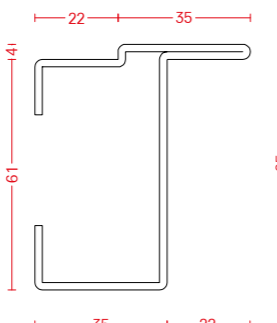
MF 7218ZR-02



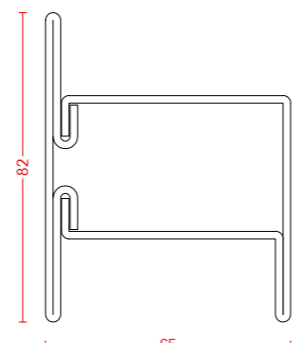
MF 2809PS-02
L 3000 mm



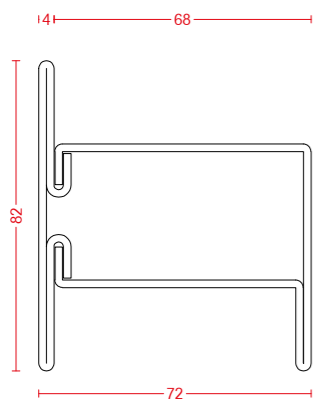
MF 7235RS-02
L 3000 mm



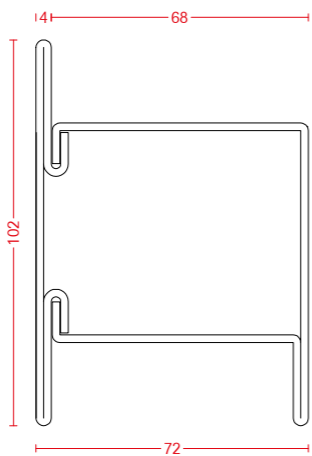
MF 6535RS-02
L 3000 mm



MF 6538HZ-02
L 3000 mm



MF 7238HZ-02
L 3000 mm

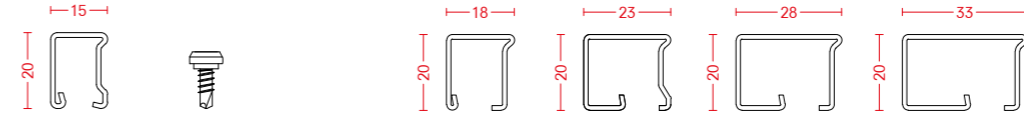


MF 7258HZ-02
L 3000 mm

snap-on glazing beads - bar length 6000 mm

fixing screws

-02 Galvanized steel -03 Stainless steel AISI 304 2B



FV 2015R-02

F99054-02
SCREW FOR
FV 2015R-02

FV 2018R-02

FV 2023R-02

FV 2028R-02

FV 2033R-02



F99051-02



F99061-03
BUSH

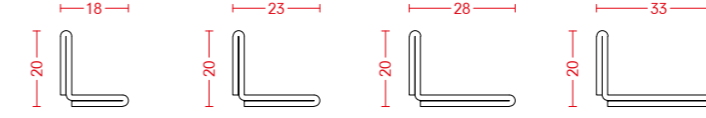


D99980-02
SCREW FOR
BUSH

angular screw-on glazing beads - bar length 3000 mm (4000 mm on demand)

fixing screws

-02 Galvanized steel -03 Stainless steel AISI 304 2B



FV 2018A-02

FV 2023A-02

FV 2028A-02

FV 2033A-02



D99815-03



D99867-03

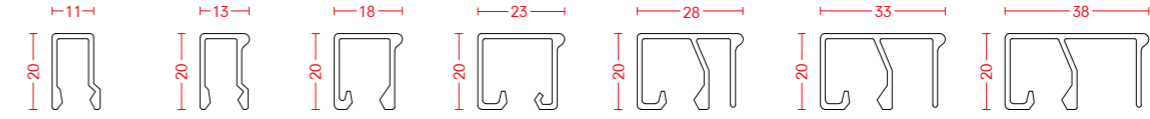


D99866-03

snap-on glazing beads - bar length 6000 mm

fixing screw

-00 Aluminium -02 Galvanized steel



FV 2011R-00

FV 2013R-00

FV 2018R-00

FV 2023R-00

FV 2028R-00

FV 2033R-00

FV 2038R-00



F99052-02

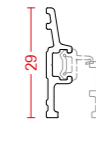
rebate gasket

central gaskets (only for open in)

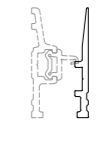
-03 Stainless steel AISI 304 2B -60 EPDM black -62 PVC



G99008-60



G10305-62



G10306-62



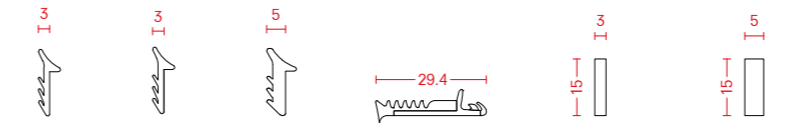
G10307-60



D99807-03

glass - external gaskets

-60 EPDM black -61 Neoprene



G99106-60

G99107-60
SELFADHESIVE

G99108-60
SELFADHESIVE

G99109-60

G99105-61
SELFADHESIVE

G99104-61
SELFADHESIVE

glass - internal gaskets

-60 EPDM black -61 Neoprene



G99201-61
SELFADHESIVE

G99202-61
SELFADHESIVE

G99203-61
SELFADHESIVE

G99204-61
SELFADHESIVE

G99209-60
3-5 mm

G99210-60

G99211-60

G99212-60

G99213-60

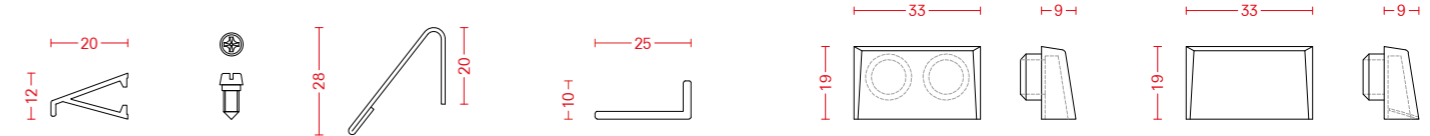
G99214-60

weather bars

drainage profile

cover caps

-00 Aluminium -02 Galvanized steel -06 Satin stainless steel AISI 316L -35 Black



A99001-00
L 6000 mm

D99901-02
SCREW FOR
A99001-00

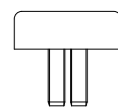
A99007-02
A99007-06
L 3000 mm

A99101-06
L 3000 mm

A99201-35

A99202-35
WITH VALVE

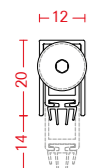
end pieces



K99021 SET

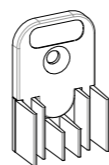
automatic drop seal

-35 Black -41 Grey RAL 7035 -62 PVC



G99501-62	330 mm	(shortenable up to 50 mm)	G99506-62	830 mm	(shortenable up to 200 mm)
G99502-62	430 mm	(shortenable up to 135 mm)	G99507-62	930 mm	(shortenable up to 200 mm)
G99503-62	530 mm	(shortenable up to 200 mm)	G99508-62	1030 mm	(shortenable up to 200 mm)
G99504-62	630 mm	(shortenable up to 200 mm)	G99509-62	1130 mm	(shortenable up to 200 mm)
G99505-62	730 mm	(shortenable up to 200 mm)	G99510-62	1230 mm	(shortenable up to 200 mm)

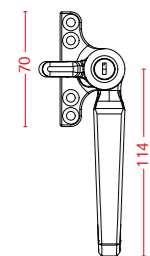
sideward cover cap for drop-down seal



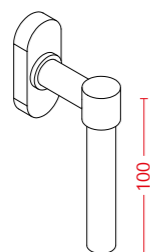
G99511-35 BLACK
G99511-41 GREY RAL7035

fittings examples - see accessories chapter for details

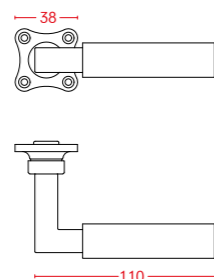
SC Satin chrome SS Satin stainless steel SNEB Satin nickel/ebony wood



700205SC
CLASSIC WINDOW HANDLE
HERITAGE COLLECTION

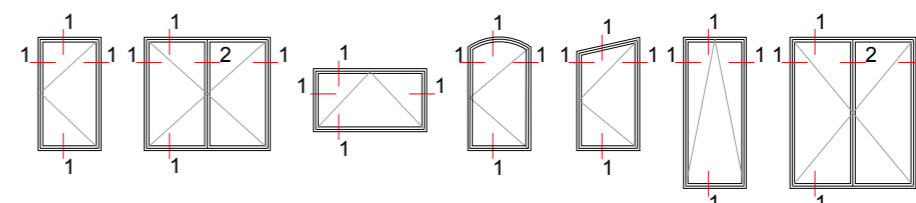
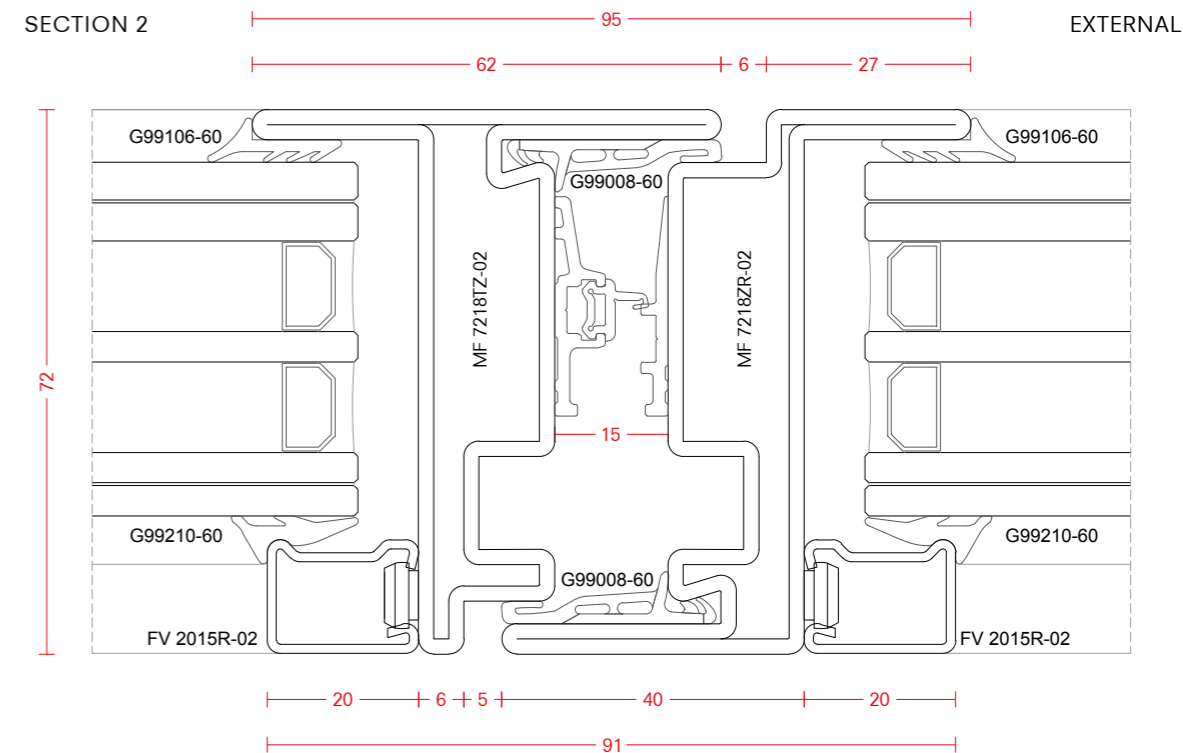
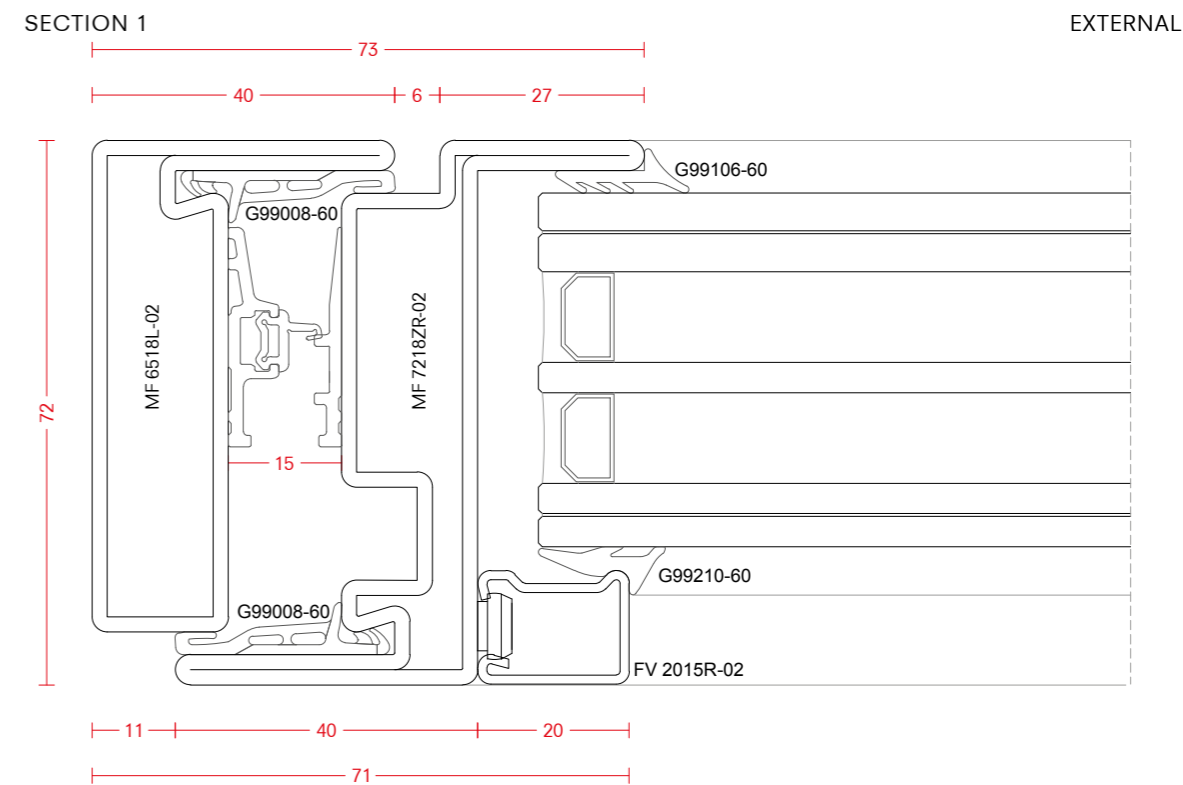


760301SS
WINDOW HANDLE
ONE COLLECTION



750010SNEB
DOOR HANDLE
TIMELESS COLLECTION

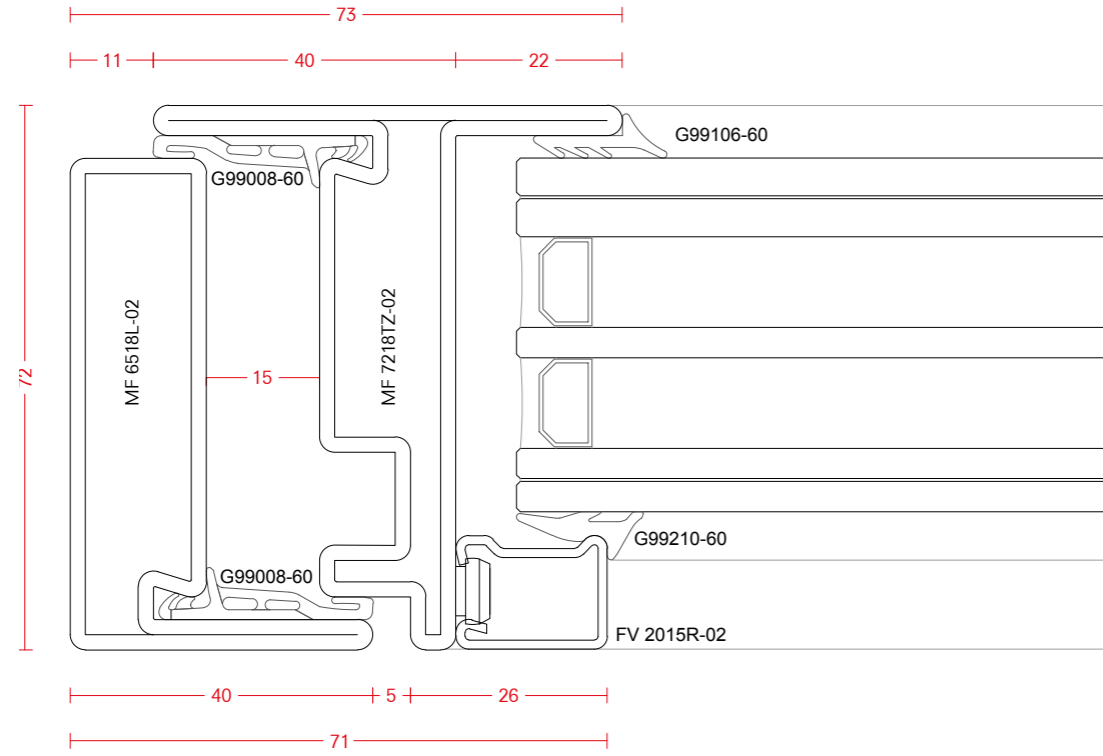
examples - open in



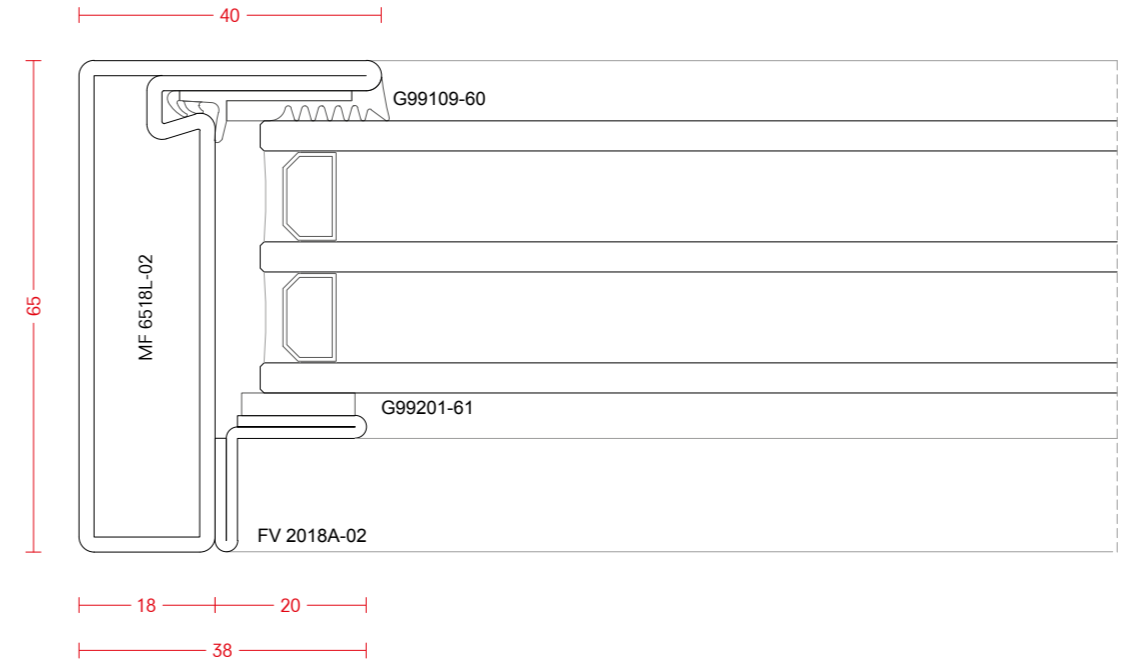
examples - open out

examples - fixed

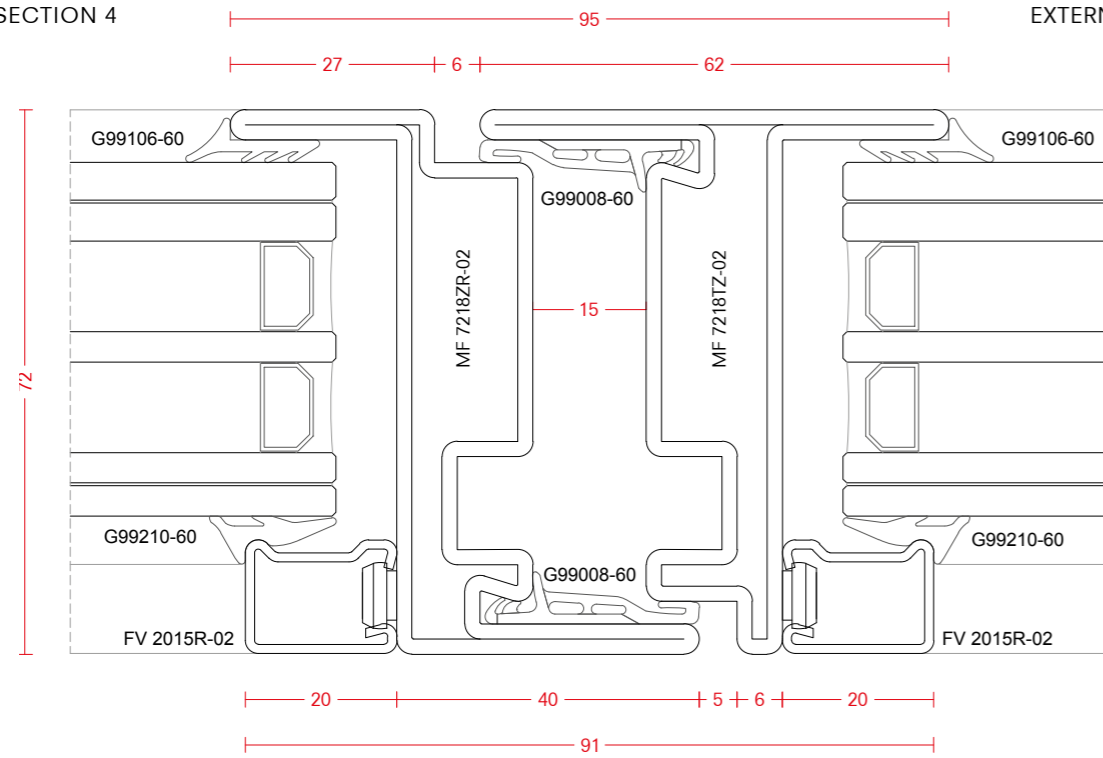
SECTION 3 EXTERNAL



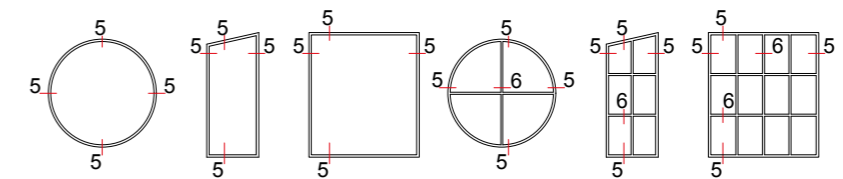
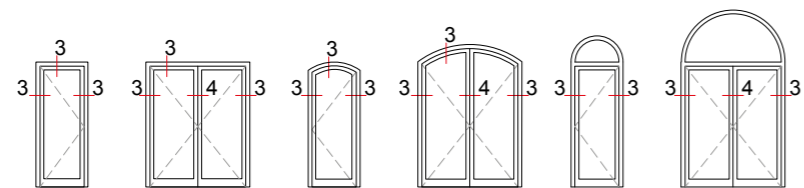
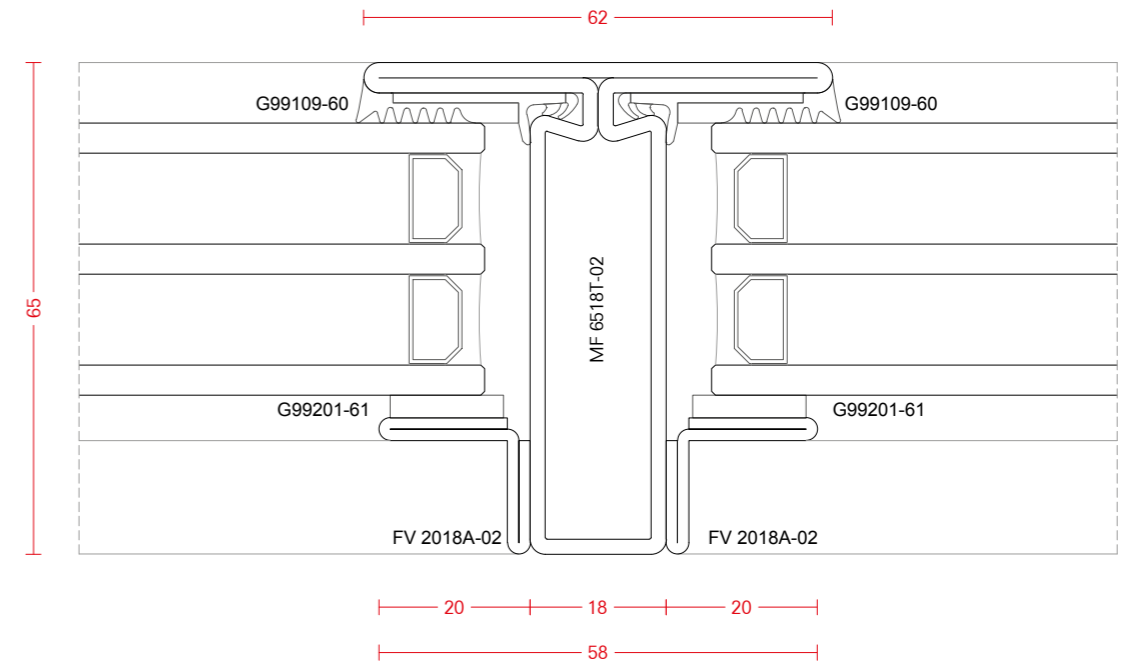
SECTION 5 EXTERNAL



SECTION 4 EXTERNAL



SECTION 6 EXTERNAL

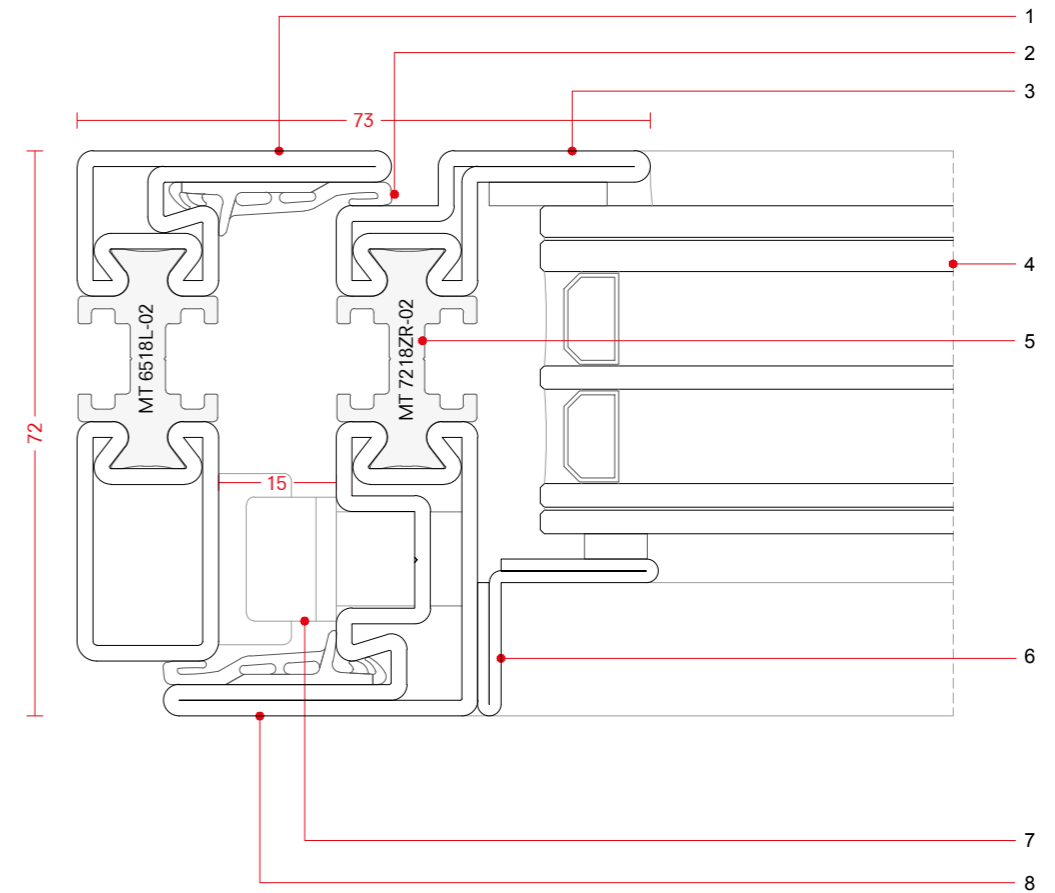






Mogs M65 TB Steel

Developed for harsher climatic conditions, Mogs M65 TB combines the mechanical strength and minimalistic slender design of the M65 steel profiles with thermo-acoustic insulation. This system is an ideal solution for large glazing's and with its 65/72 mm of profile depth an extremely strong framing material for security windows. Mogs M65 TB is a multi-purpose system meaning that profiles used for fixed frames or outer casement frames can be used as well for window vents, keeping the assembly fast and simple. With 12 different profiles, a large variety of functional windows as well as doors can be manufactured.

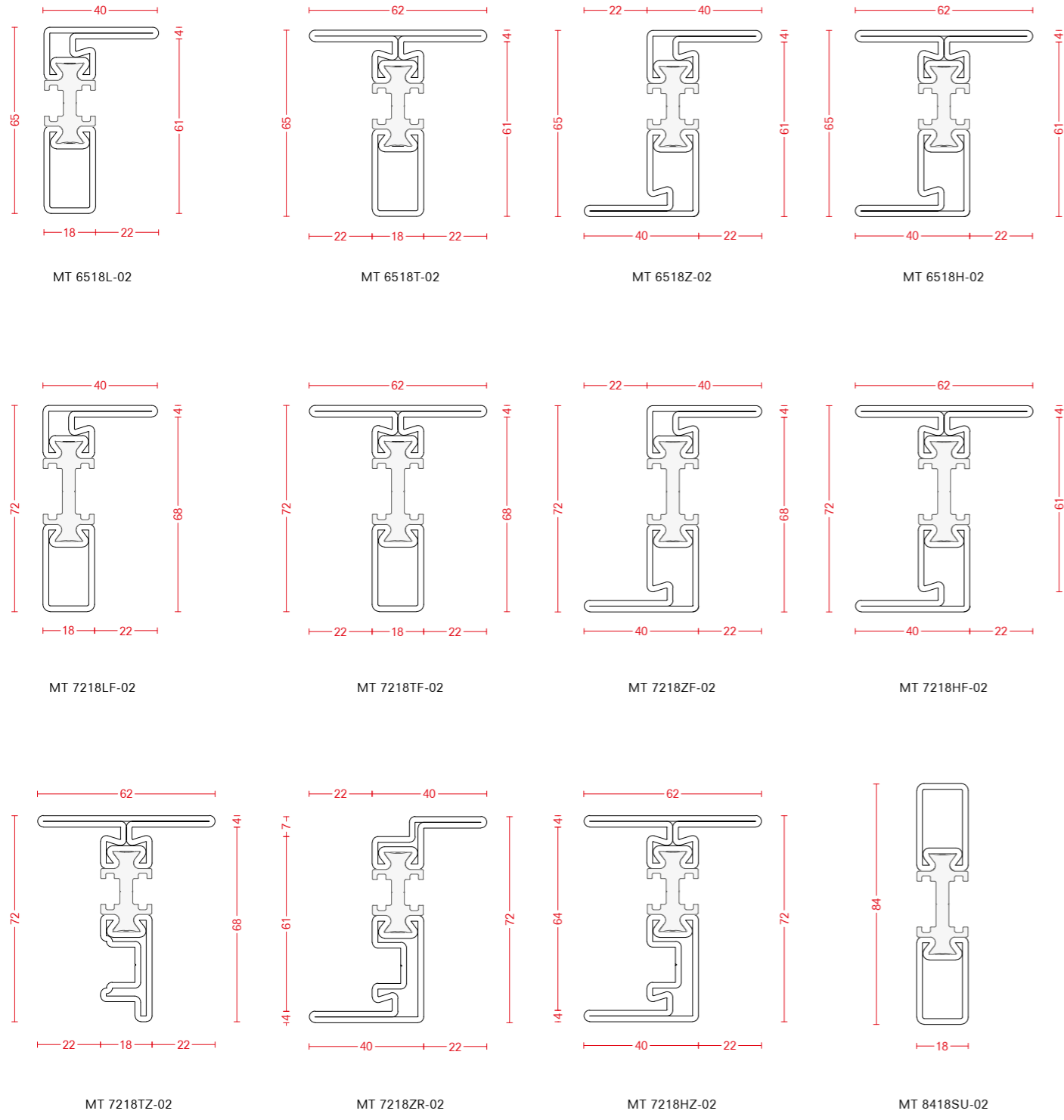


FEATURES

- | | |
|---|---|
| <ul style="list-style-type: none"> 1. 2 mm tubular profile in steel or galvanized steel with high moments of inertia 2. Mechanically fixed rebate gaskets 3. External flush and internal overlapping sightlines 4. Profiles accommodate high-performance glazing 5. High performance thermal barrier | <ul style="list-style-type: none"> 6. Wide range of square and angular glazing beads 7. Wide range of accessories with visible and concealed hinges 8. Fixed glazing, single-sash and double-sash, side-hung and bottom-hung windows opening inwards and outwards, top-hung, tilt and turn windows, vertical and horizontal pivoting windows, windows and doors opening inwards and outwards |
|---|---|

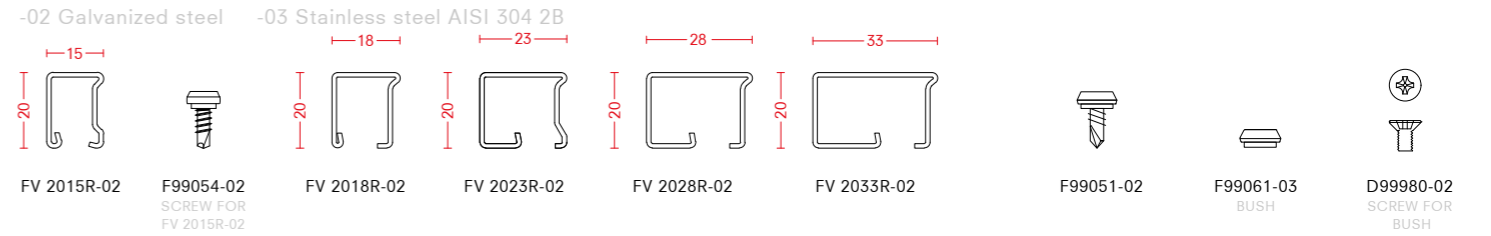
profile range - bar length 5800 mm

-02 Galvanized steel



snap-on glazing beads - bar length 6000 mm

fixing screws



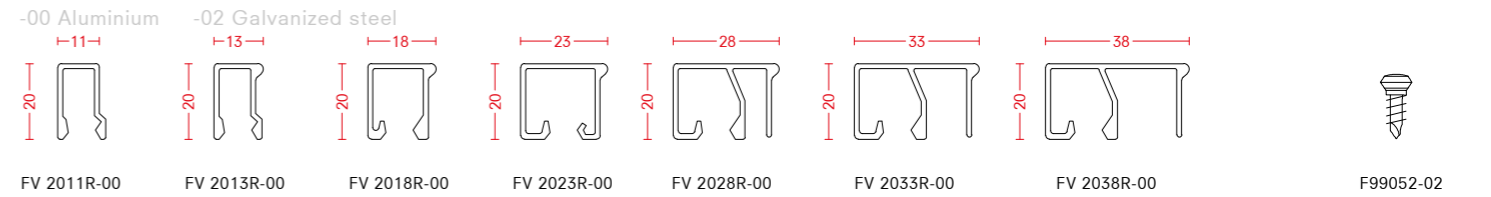
angular screw-on glazing beads - bar length 3000 mm (4000 mm on demand)

fixing screws



snap-on glazing beads - bar length 6000 mm

fixing screw

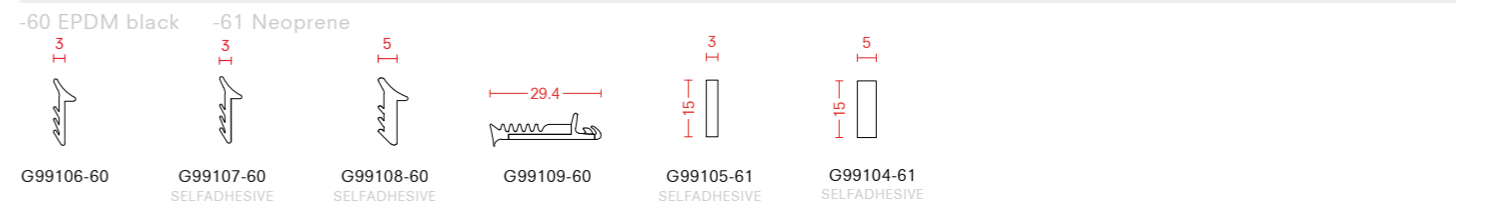


rebate gasket

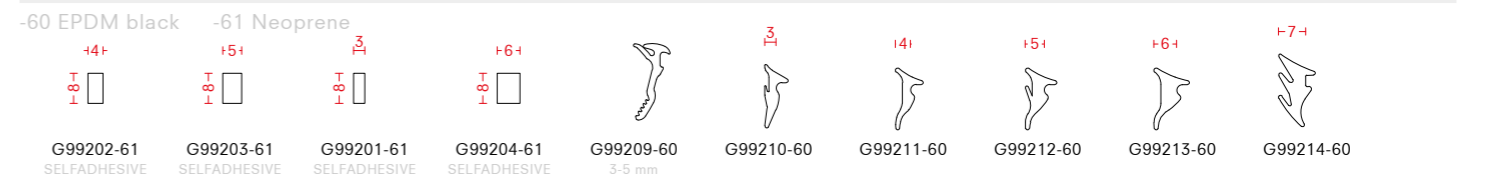
central gaskets (only for open in)



glass - external gaskets



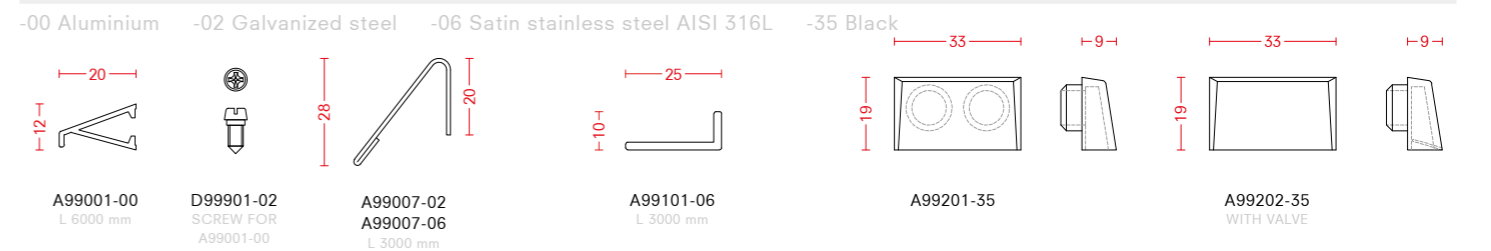
glass - internal gaskets



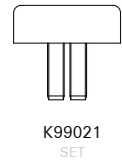
weather bars

drainage profile

cover caps



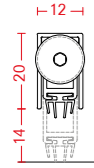
end pieces



K99021 SET

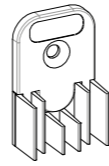
automatic drop seal

-35 Black -41 Grey RAL 7035 -62 PVC



G99501-62	330 mm	(shortenable up to 50 mm)	G99506-62	830 mm	(shortenable up to 200 mm)
G99502-62	430 mm	(shortenable up to 135 mm)	G99507-62	930 mm	(shortenable up to 200 mm)
G99503-62	530 mm	(shortenable up to 200 mm)	G99508-62	1030 mm	(shortenable up to 200 mm)
G99504-62	630 mm	(shortenable up to 200 mm)	G99509-62	1130 mm	(shortenable up to 200 mm)
G99505-62	730 mm	(shortenable up to 200 mm)	G99510-62	1230 mm	(shortenable up to 200 mm)

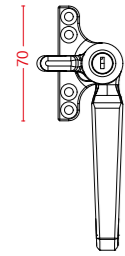
sideward cover cap for drop-down seal



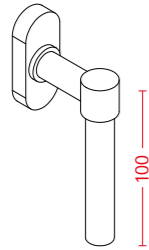
G99511-35 BLACK
G99511-41 GREY RAL7035

fittings examples - see accessories chapter for details

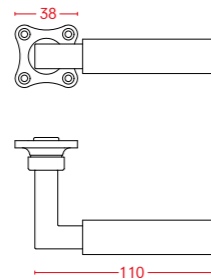
SC Satin chrome SS Satin stainless steel SNEB Satin nickel/ebony wood



700205SC
CLASSIC WINDOW HANDLE
HERITAGE COLLECTION

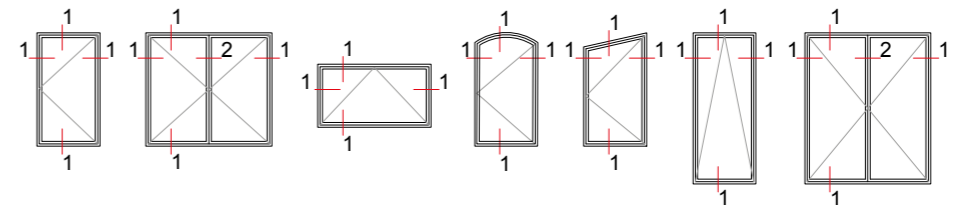
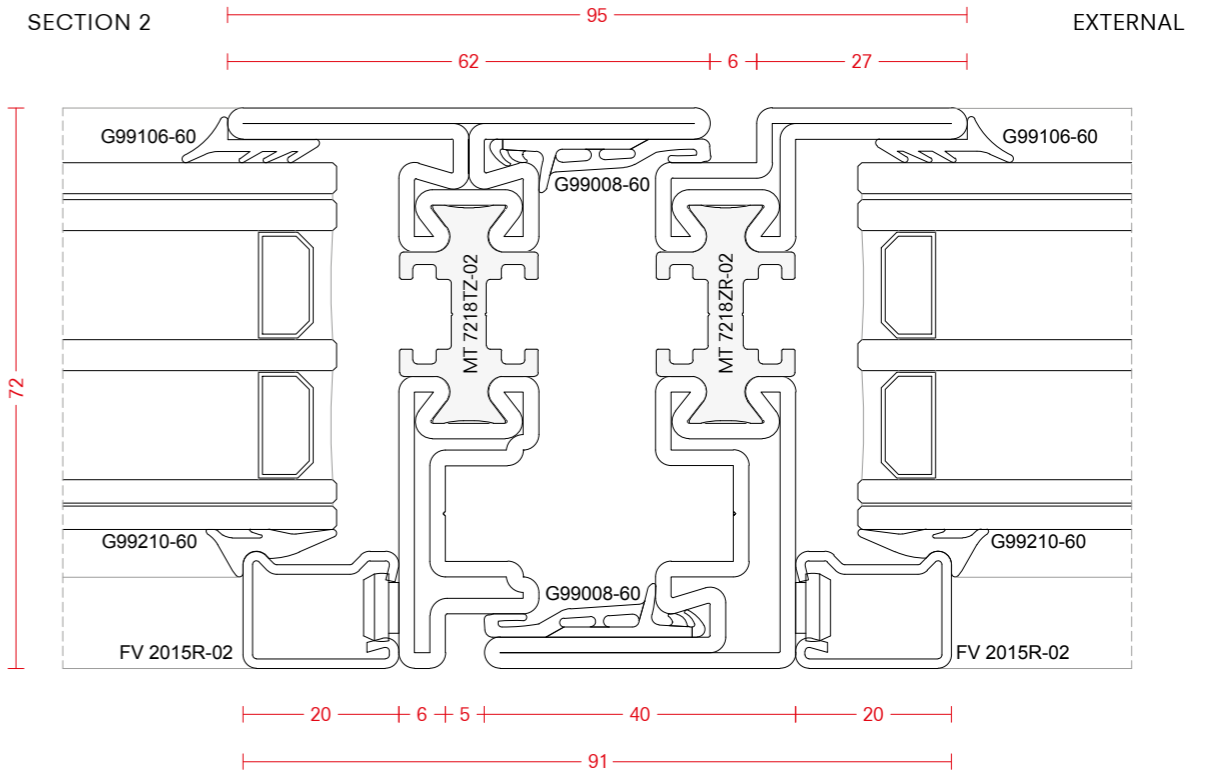
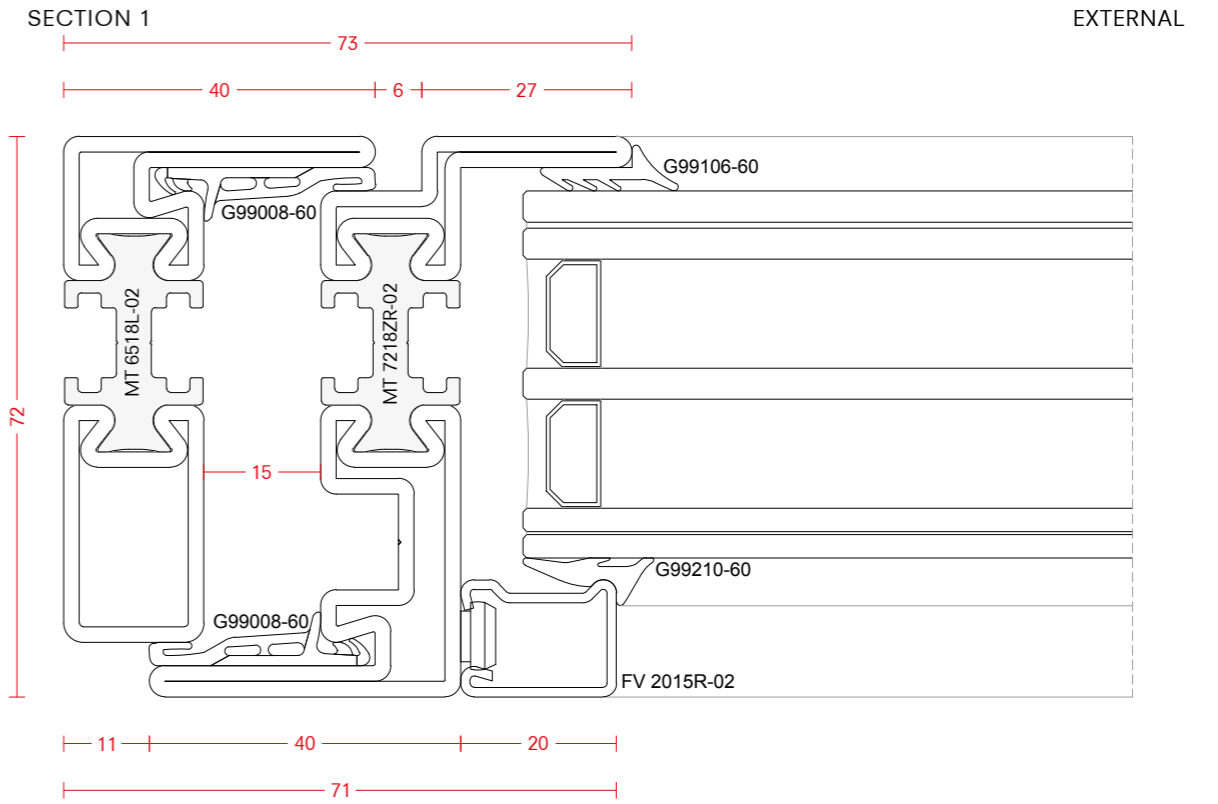


760301SS
WINDOW HANDLE
ONE COLLECTION



750010SNEB
DOOR HANDLE
TIMELESS COLLECTION

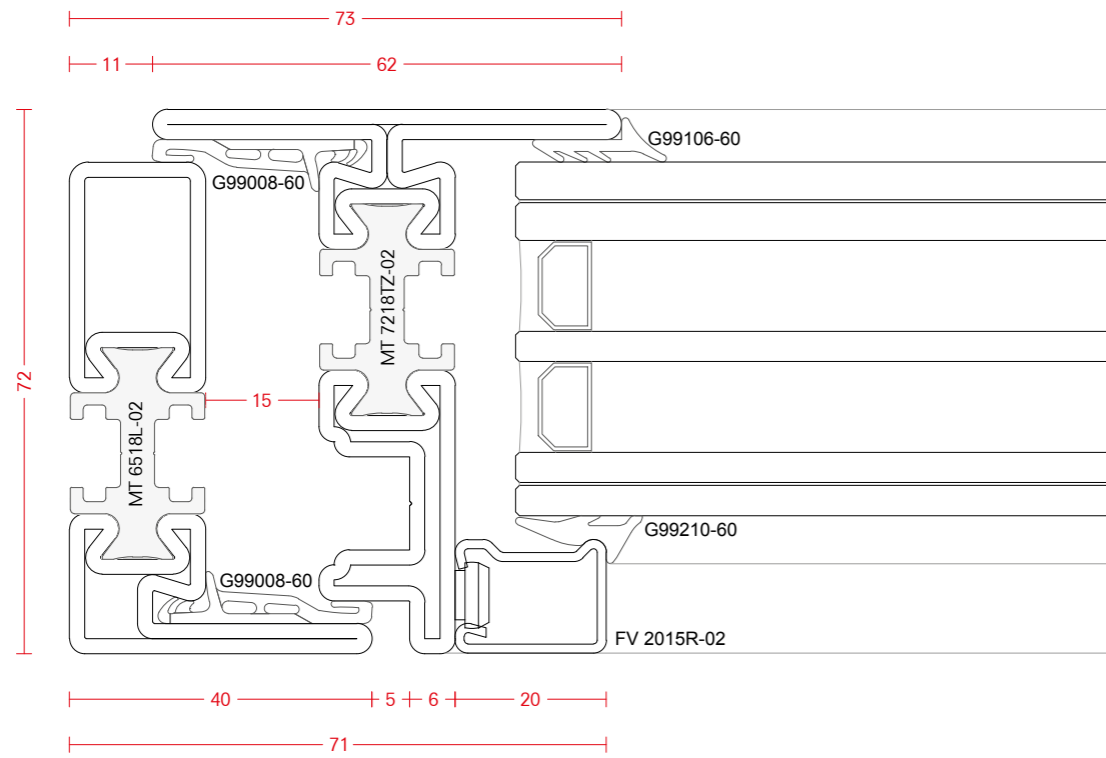
examples - open in



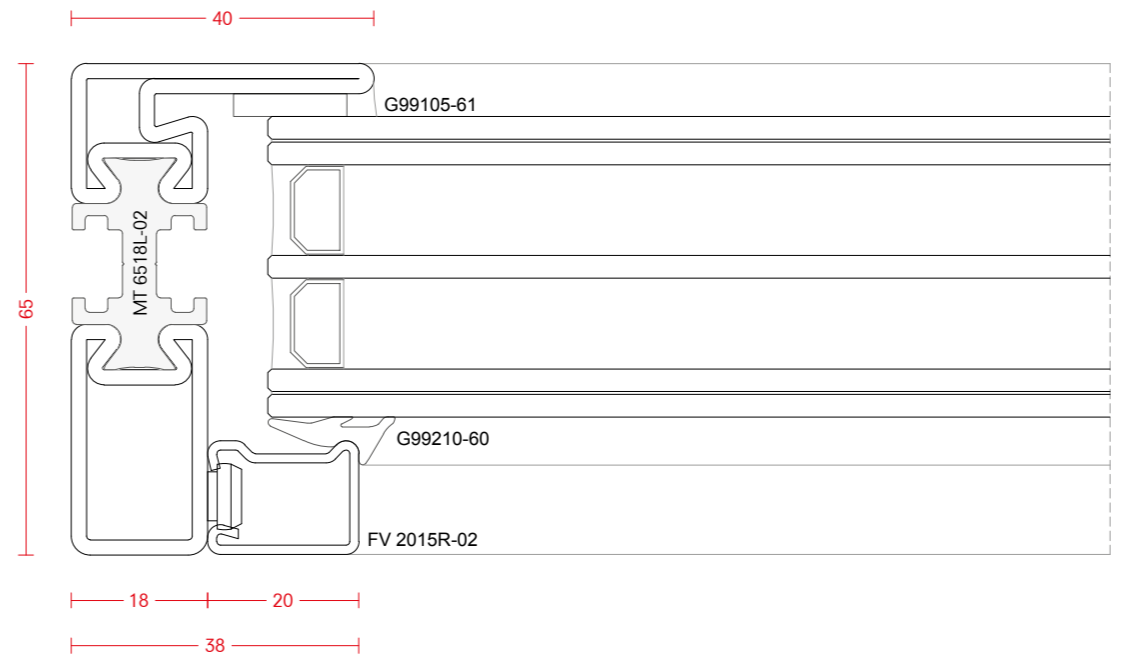
examples - open out

examples - fixed

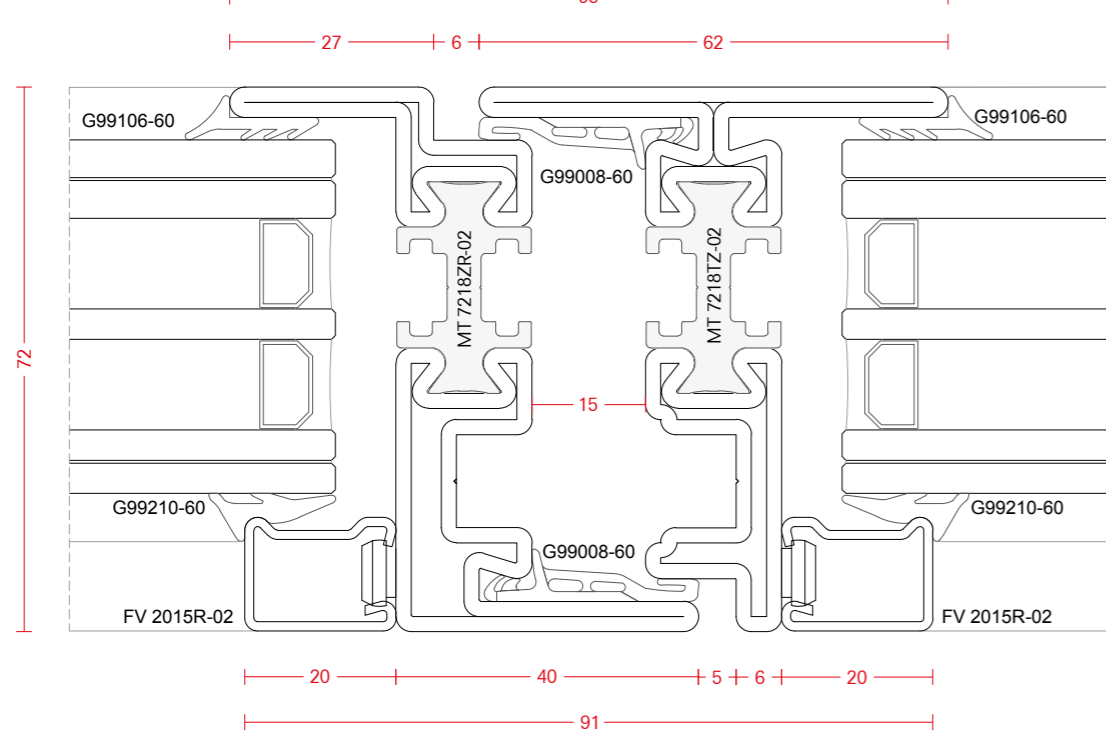
SECTION 3 EXTERNAL



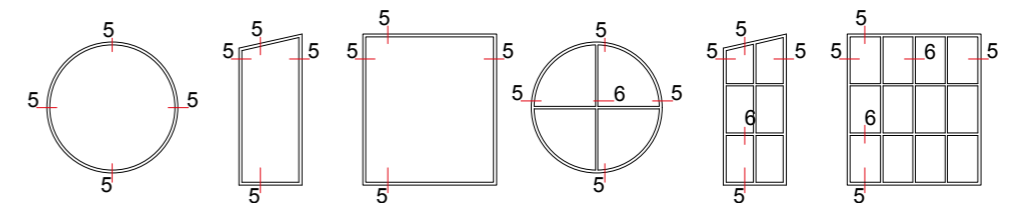
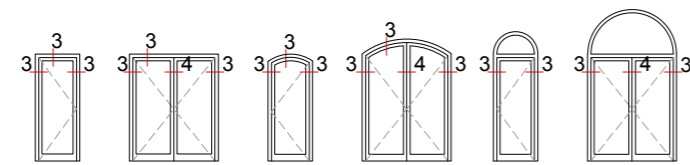
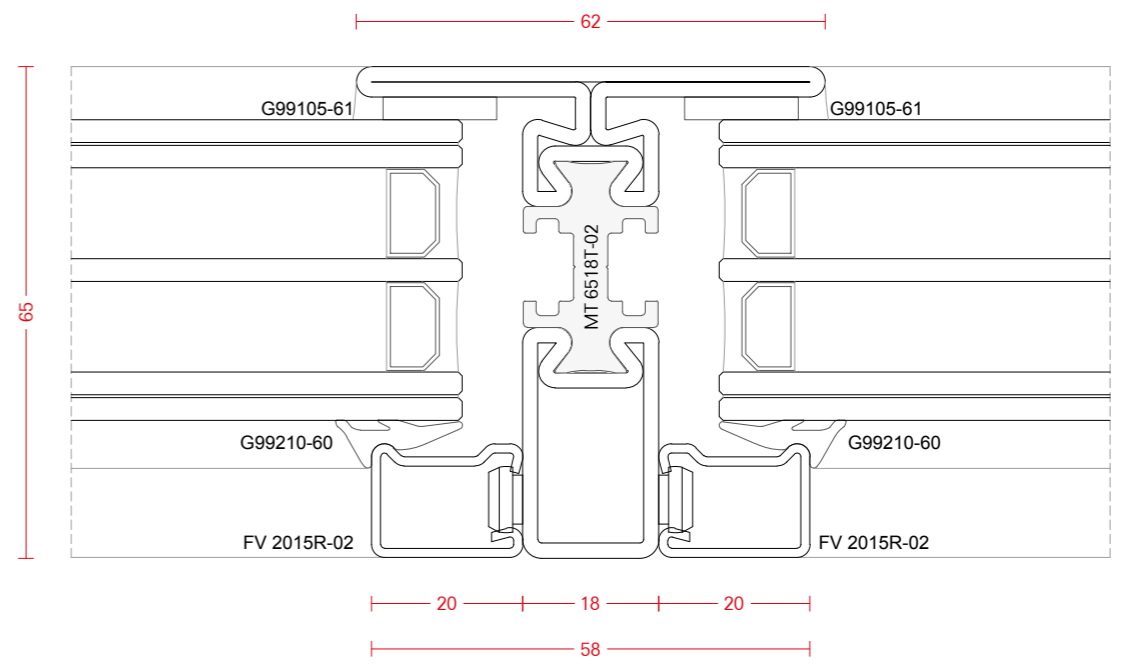
SECTION 5 EXTERNAL




SECTION 4 EXTERNAL



SECTION 6 EXTERNAL





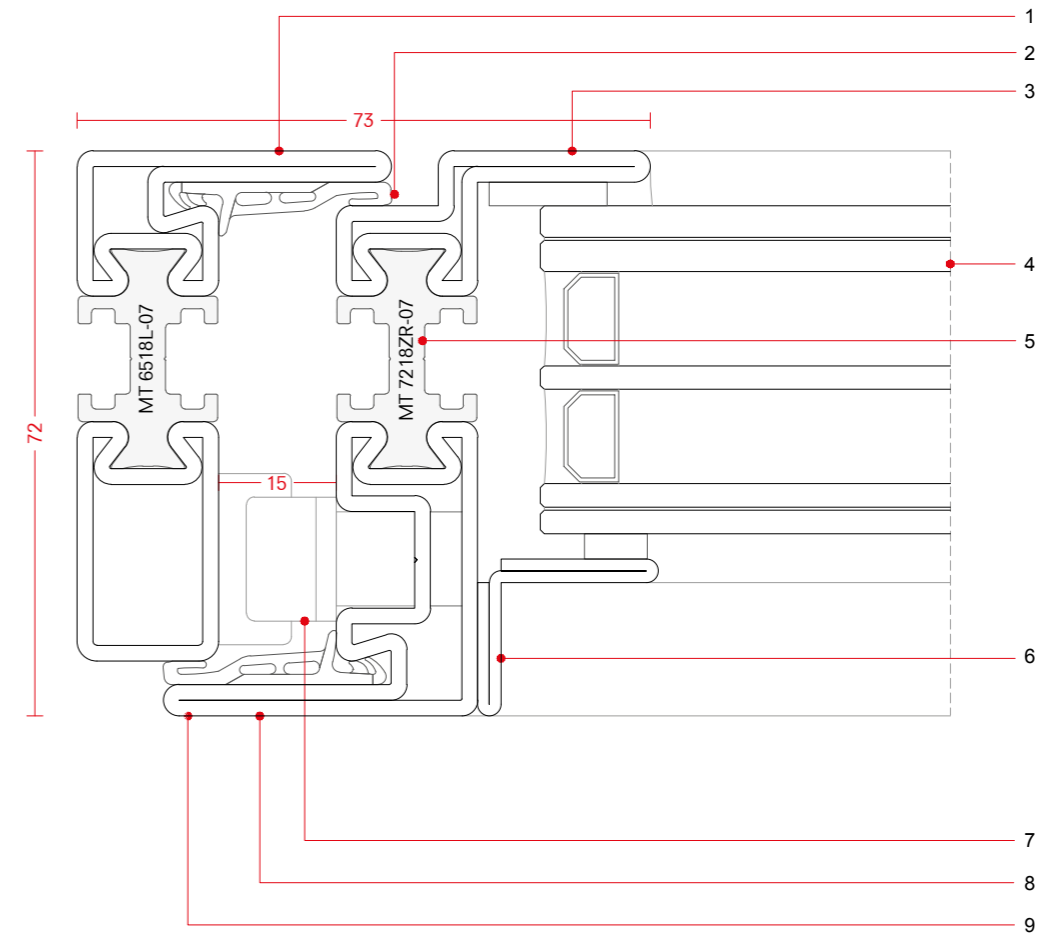






Mogs M65 TB Cor-Ten

Mogs M65 TB Cor-Ten is a refined stylistic choice, which marries the weathered rusty look of Cor-Ten steel and the slender elegance of the Mogs M65 profiles. Originally used in restoration works, Cor-Ten steel is nowadays appreciated in different architectural settings thanks to its “natural” beauty. The system performance is at highest levels with excellent thermal-acoustic insulation and high resistance to burglary thanks to its 2 mm steel thickness that characterize the whole Mogs M65 range.

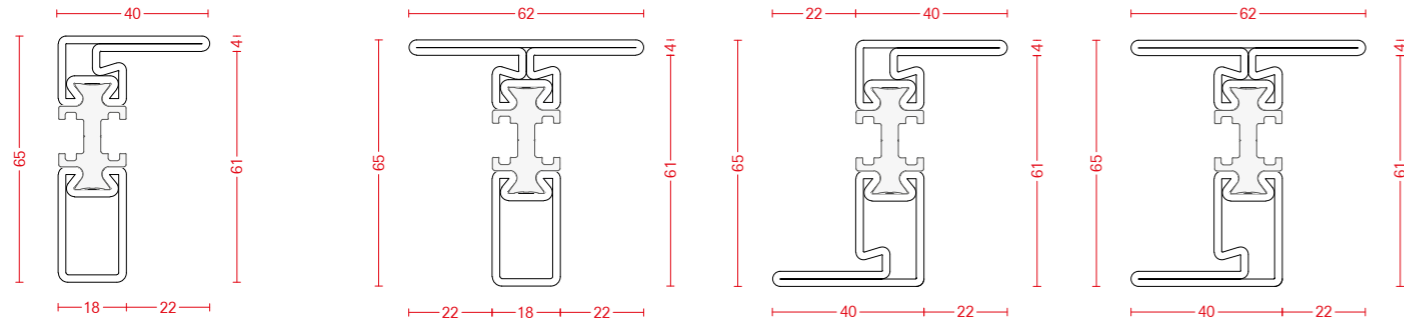


FEATURES

- | | |
|---|--|
| 1. 2 mm tubular profile in Cor-Ten steel with high moments of inertia | 7. Wide range of accessories with visible and concealed hinges |
| 2. Mechanically fixed rebate gaskets | 8. Fixed glazing, single-sash and double-sash, side-hung and bottom-hung windows opening inwards and outwards, top-hung, tilt and turn windows, vertical and horizontal pivoting windows, windows and doors opening inwards and outwards |
| 3. External flush and internal overlapping sightlines | 9. Weathered rusty Cor-Ten finish |
| 4. Profiles accommodate high-performance glazing | |
| 5. High performance thermal barrier | |
| 6. Wide range of angular glazing beads | |

profile range - bar length 5800 mm

-07 Cor-Ten steel

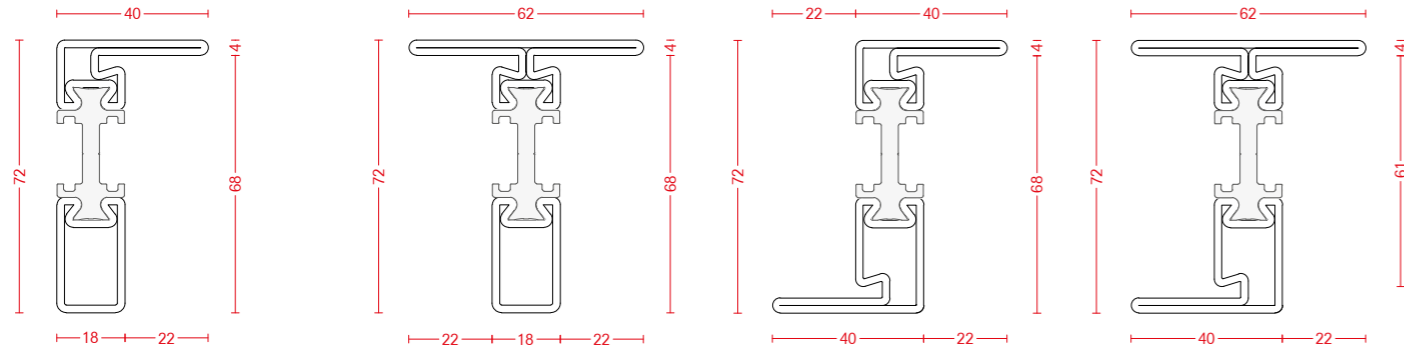


MT 6518L-07

MT 6518T-07

MT 6518Z-07

MT 6518H-07

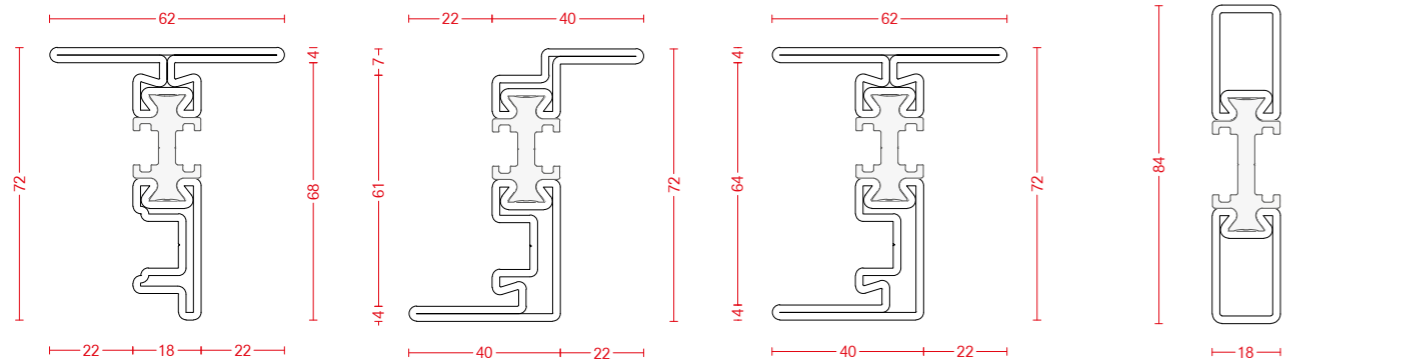


MT 7218LF-07

MT 7218TF-07

MT 7218ZF-07

MT 7218HF-07



MT 7218TZ-07

MT 7218ZR-07

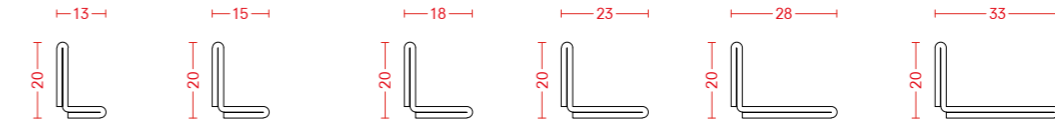
MT 7218HZ-07

MT 8418SU-07

angular screw-on glazing beads - bar length 3000 mm

fixing screws

-03 Stainless steel AISI 304 2B -07 Cor-Ten steel



FV 2013A-07

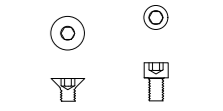
FV 2015A-07

FV 2018A-07

FV 2023A-07

FV 2028A-07

FV 2033A-07



D99867-03 D99866-03

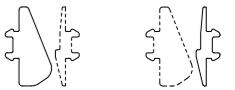
rebate gasket

central gaskets (only for open in)

-60 EPDM black



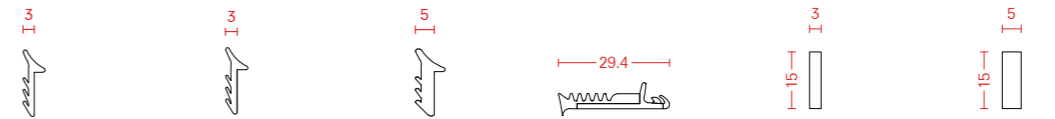
G99008-60



G10308-60 G10309-60

glass - external gaskets

-60 EPDM black -61 Neoprene



G99106-60

G99107-60
SELFADHESIVE

G99108-60
SELFADHESIVE

G99109-60

G99105-61
SELFADHESIVE

G99104-61
SELFADHESIVE

glass - internal gaskets

-61 Neoprene



G99201-61
SELFADHESIVE

G99202-61
SELFADHESIVE

G99203-61
SELFADHESIVE

G99204-61
SELFADHESIVE

weather bars

drainage profile

cover caps

-06 Satin stainless steel AISI 316L -07 Cor-Ten steel -35 Black



A99002-07
L 3000 mm

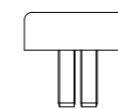
A99007-07
L 3000 mm

A99101-06
L 3000 mm

A99201-35

A99202-35
WITH VALVE

end piece

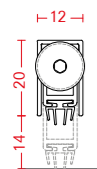


K99021
SET

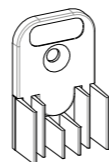
automatic drop seal

-35 Black -41 Grey RAL 7035 -62 PVC

sideward cover cap for drop-down seal



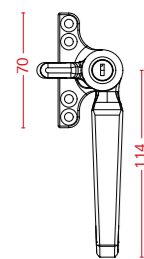
G99501-62	330 mm	(shortenable up to 50 mm)	G99506-62	830 mm	(shortenable up to 200 mm)
G99502-62	430 mm	(shortenable up to 135 mm)	G99507-62	930 mm	(shortenable up to 200 mm)
G99503-62	530 mm	(shortenable up to 200 mm)	G99508-62	1030 mm	(shortenable up to 200 mm)
G99504-62	630 mm	(shortenable up to 200 mm)	G99509-62	1130 mm	(shortenable up to 200 mm)
G99505-62	730 mm	(shortenable up to 200 mm)	G99510-62	1230 mm	(shortenable up to 200 mm)



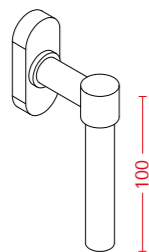
G99511-35 BLACK
G99511-41 GREY RAL7035

fittings examples - see accessories chapter for details

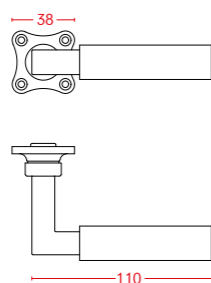
SC Satin chrome SS Satin stainless steel SNEB Satin nickel/ebony wood



700205SC
CLASSIC WINDOW HANDLE
HERITAGE COLLECTION

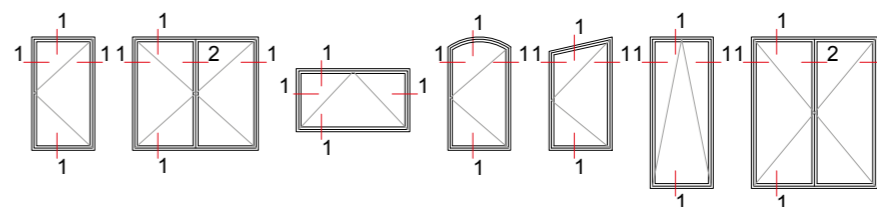
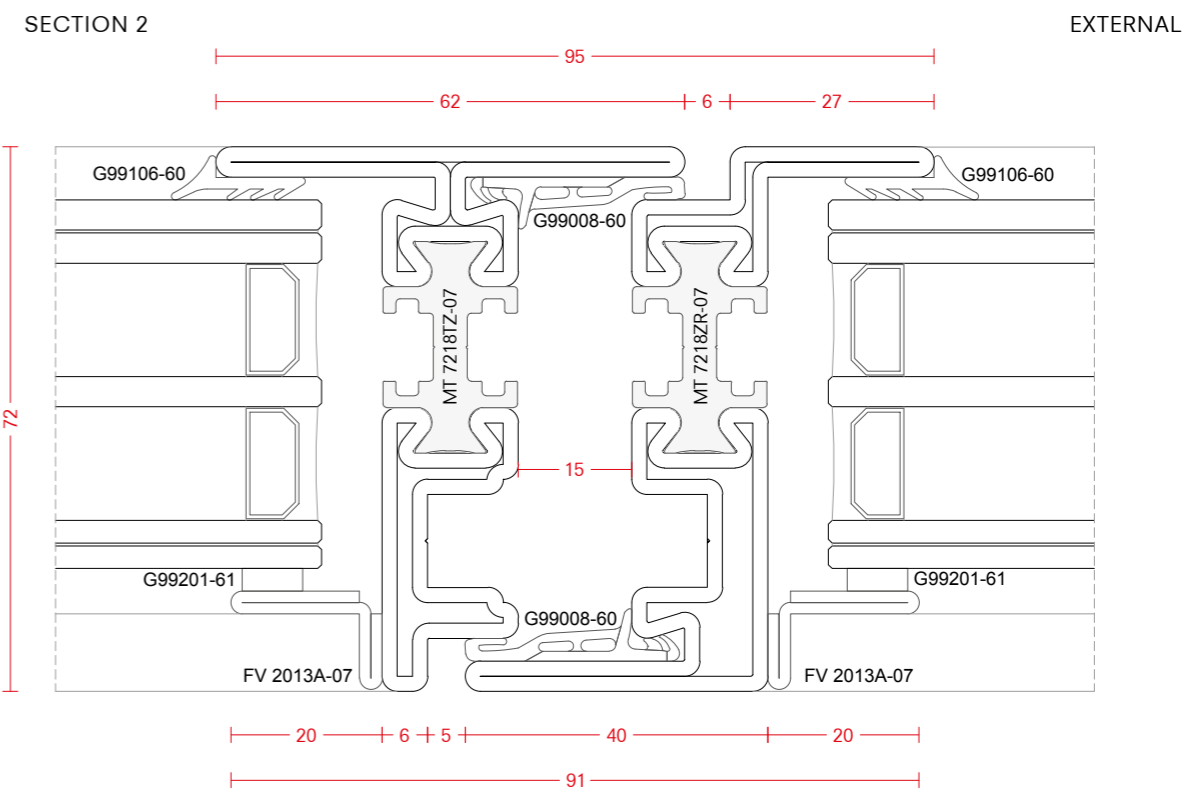
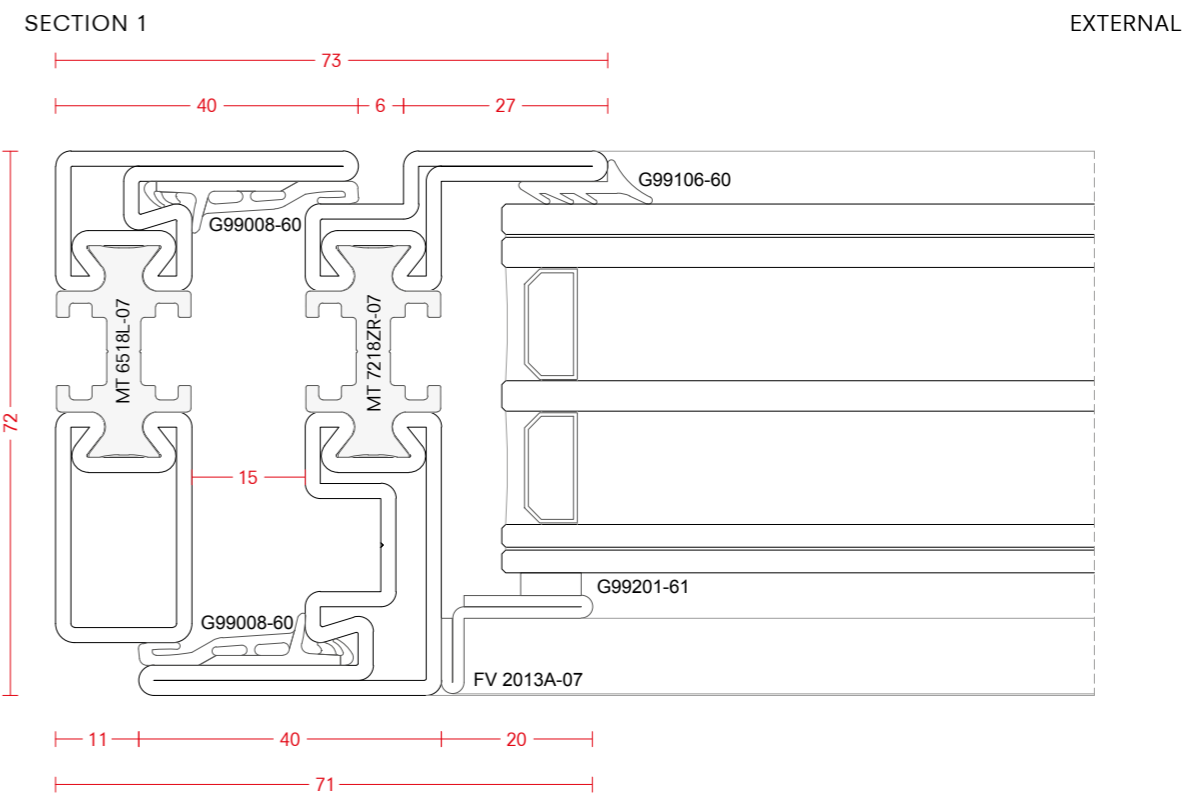


760301SS
WINDOW HANDLE
ONE COLLECTION



750010SNEB
DOOR HANDLE
TIMELESS COLLECTION

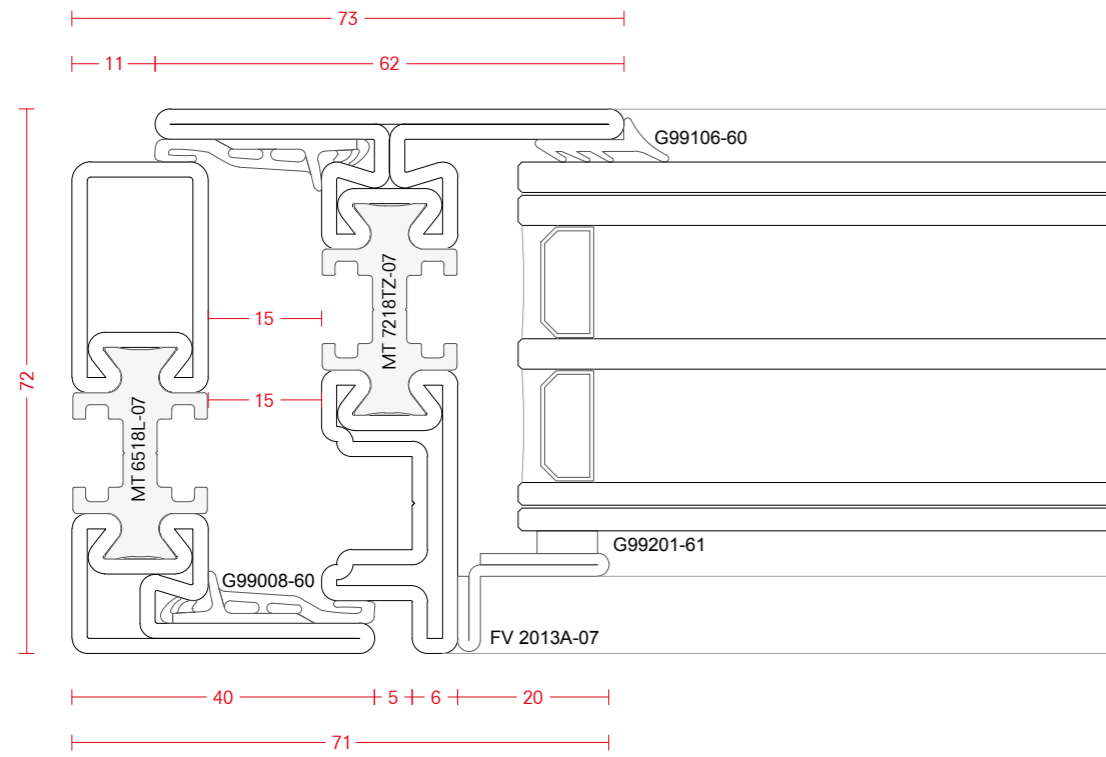
examples - open in



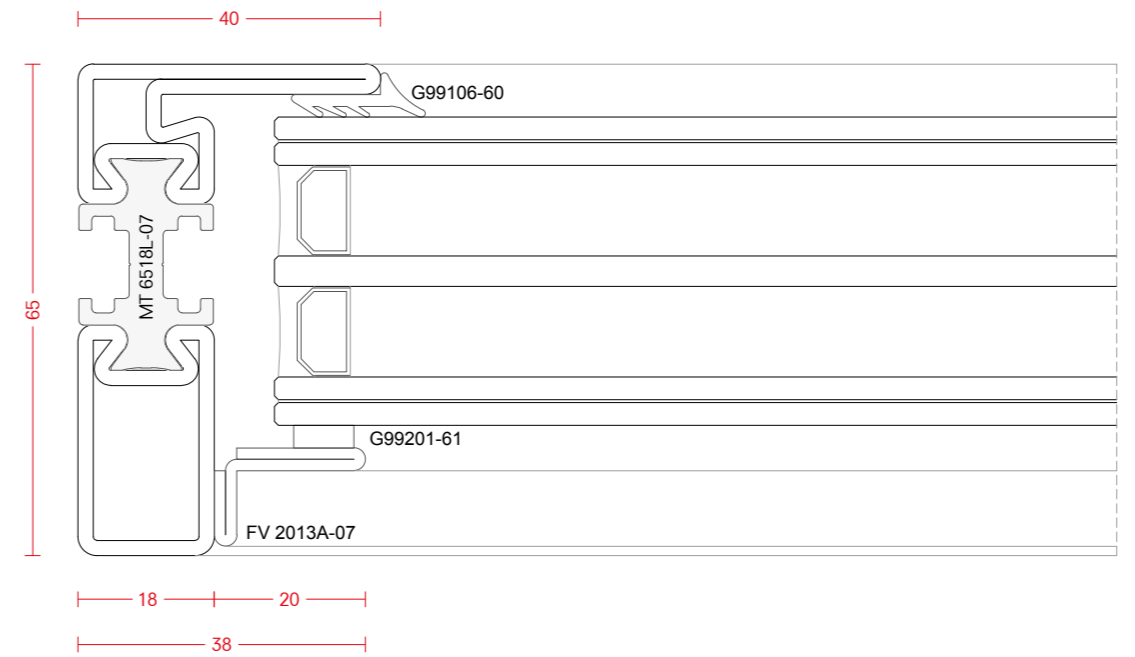
examples - open out

examples - fixed

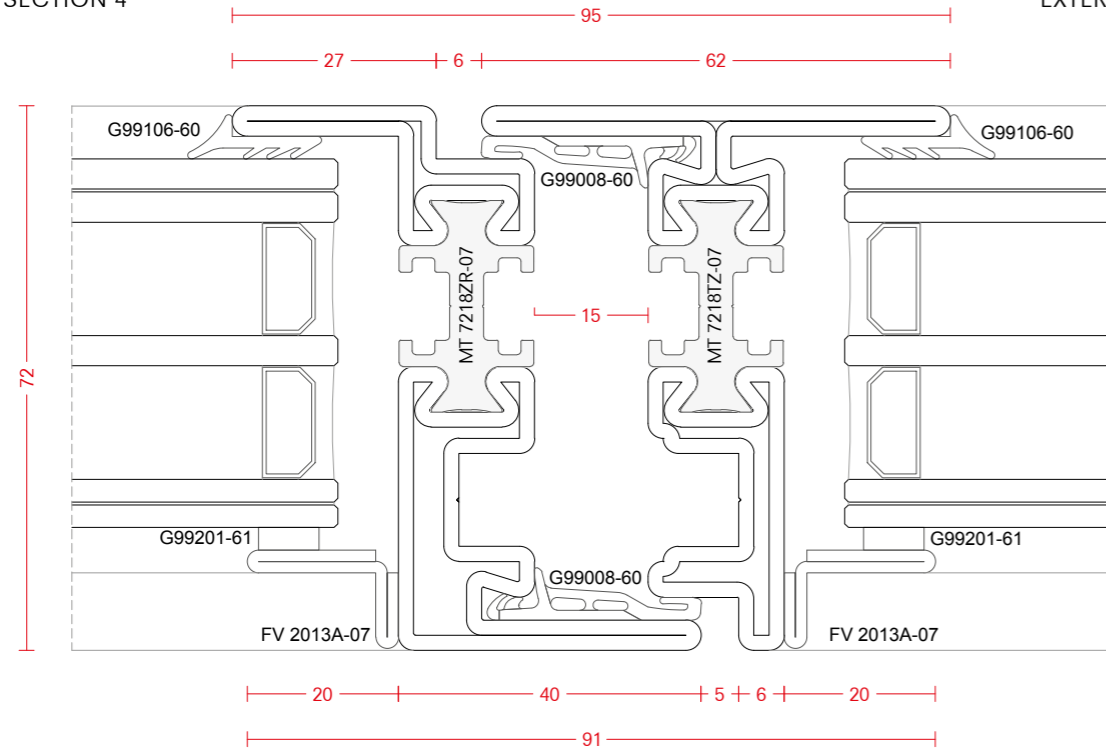
SECTION 3 EXTERNAL



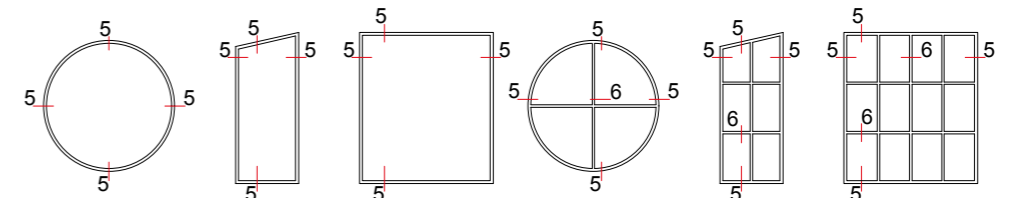
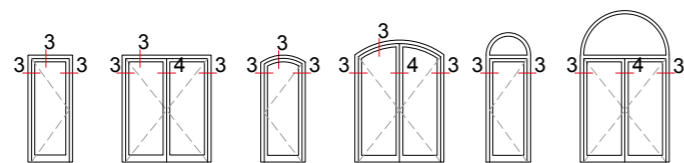
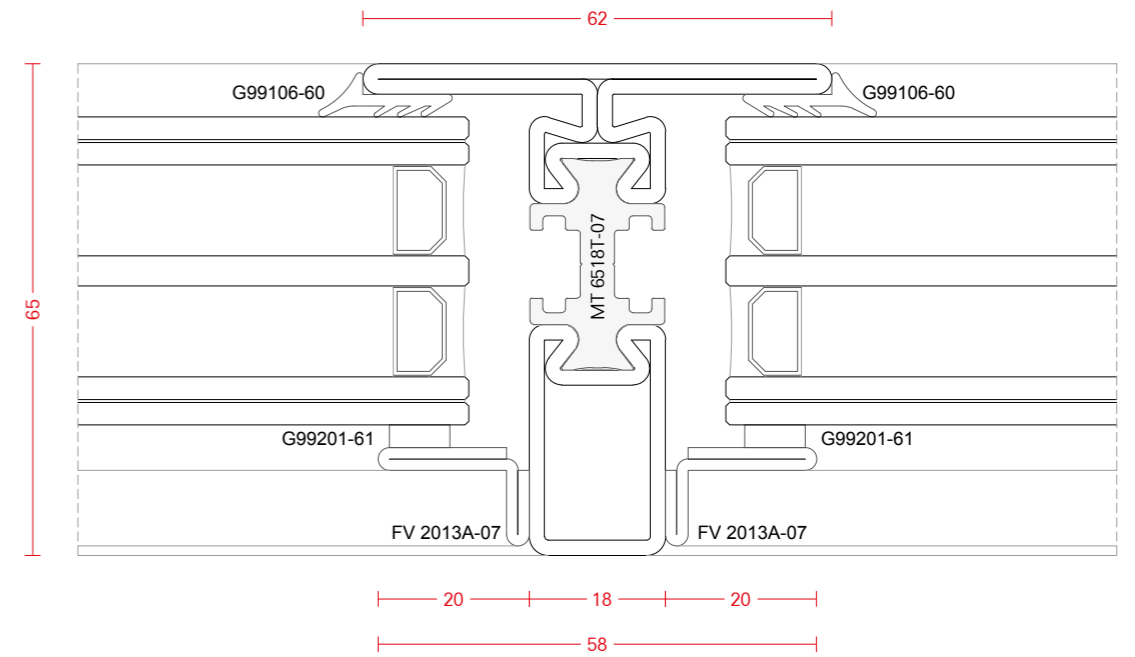
SECTION 5 EXTERNAL



SECTION 4 EXTERNAL



SECTION 6 EXTERNAL

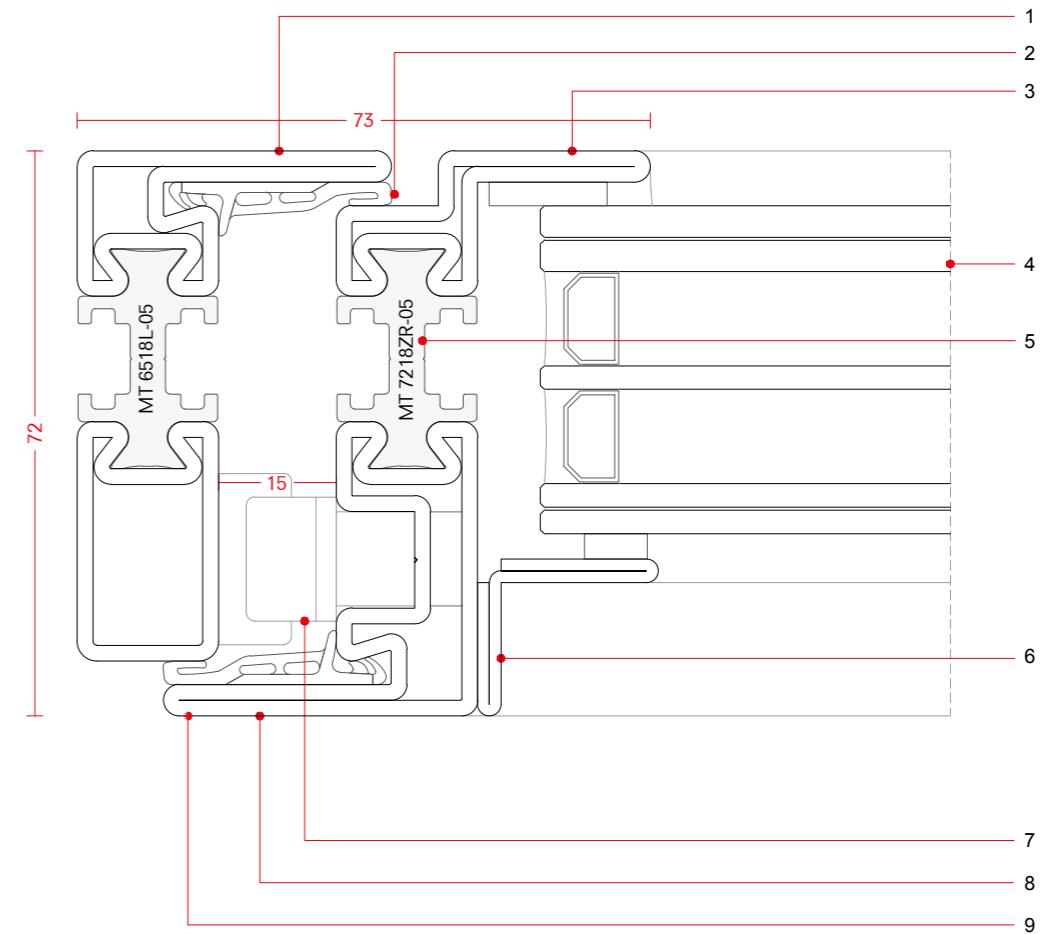






Mogs M65 TB Stainless Steel

Stainless steel has been used in architecture, building and construction since its invention in the 1920's. Iconic architectural projects like the Chrysler (1930) and Empire State Buildings (1931) exemplify its durability and lasting beauty. Mogs M65 TB Stainless Steel combines the 2 mm solid steel structure of M65 with the corrosion resistance and elegance of stainless steel. The Mogs M65 TB in stainless steel marine grade AISI 316L is the perfect answer for those who strive for maximum strength, security and longevity in private and public buildings. A choice without compromises.

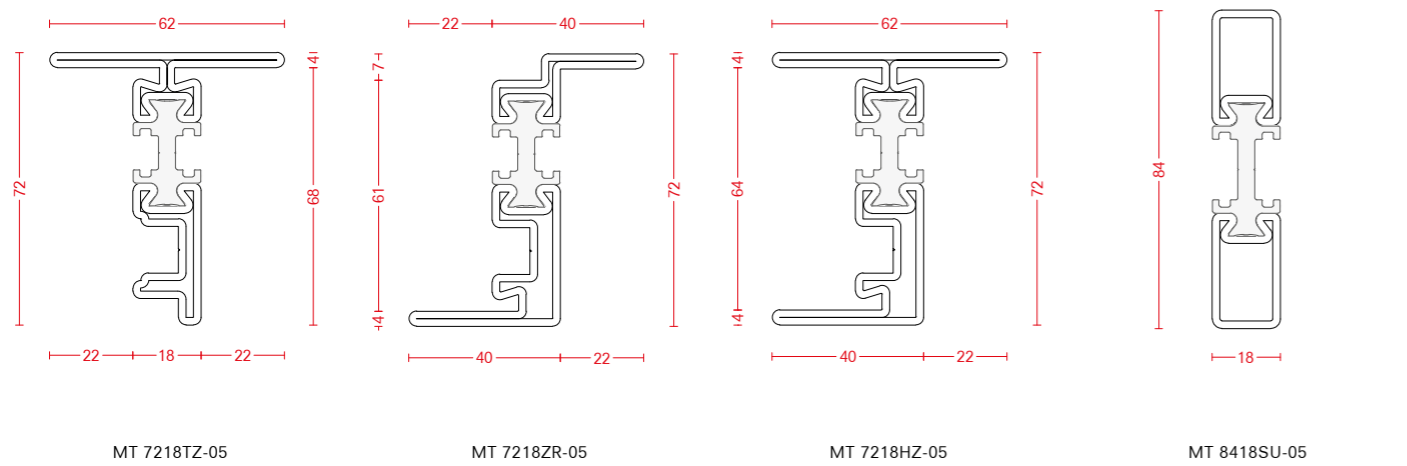
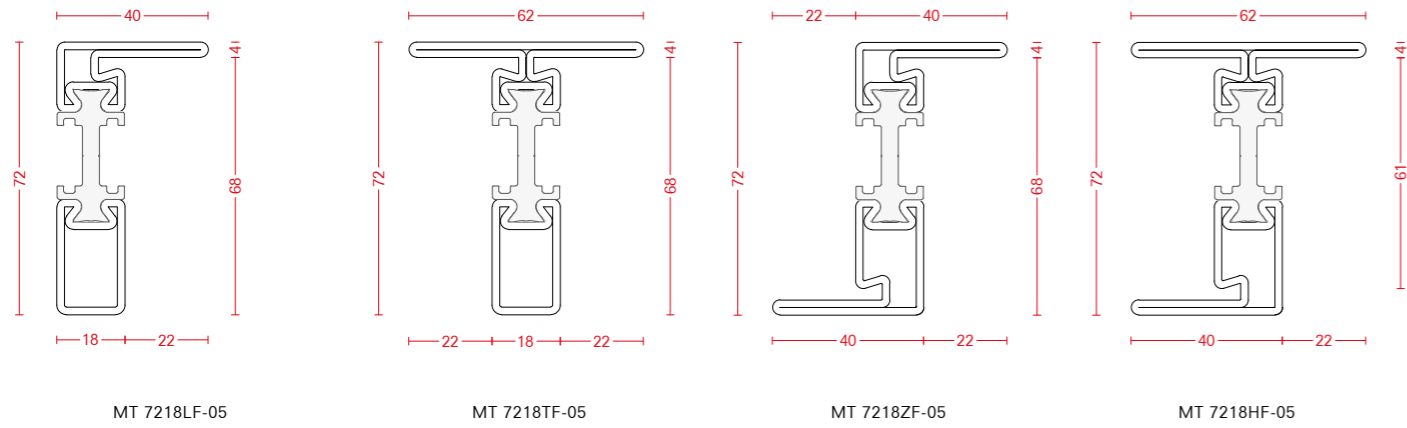
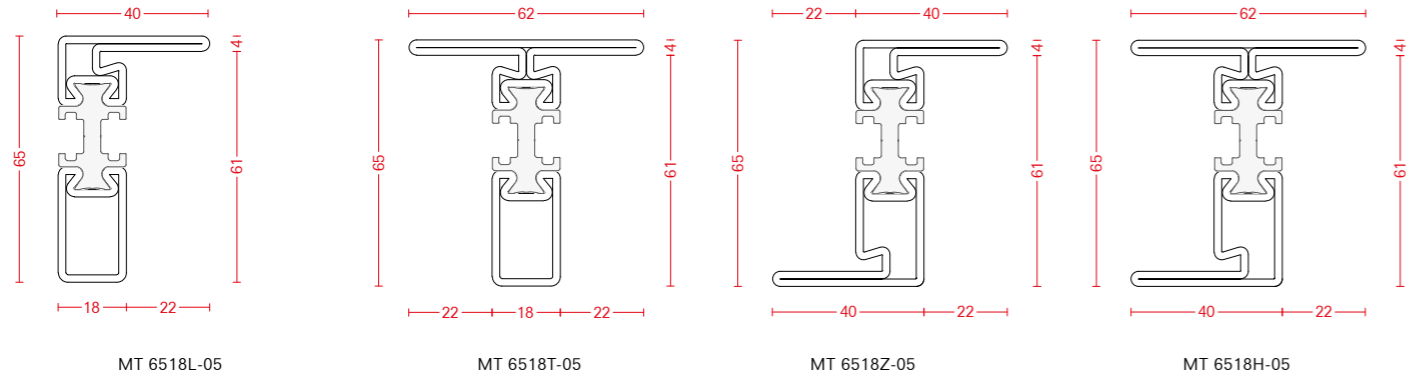


FEATURES

1. 2 mm tubular profile in stainless steel with extremely high moments of inertia
2. Mechanically fixed rebate gaskets
3. External flush and internal overlapping sightlines
4. Profiles accommodate high-performance glazing
5. High performance thermal barrier
6. Wide range of square and angular glazing beads
7. Wide range of accessories with visible and concealed hinges
8. Fixed glazing, single-sash and double-sash, side-hung and bottom-hung windows opening inwards and outwards, top-hung, tilt and turn windows, vertical and horizontal pivoting windows, windows and doors opening inwards and outwards
9. Stainless steel marine grade AISI 316L surface can be satin finished, polished, blackened with patina as well as powder coated in any RAL color

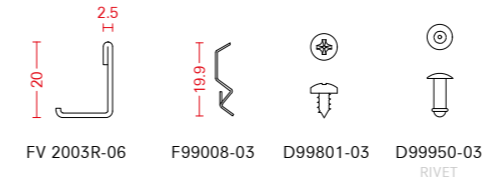
profile range - bar length 5800 mm

-05 Stainless steel AISI 316L 2B



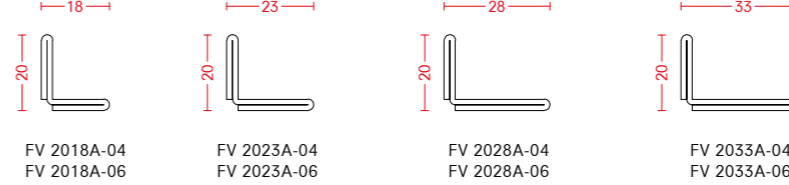
snap-on glazing beads - bar length 6000 mm

-03 Stainless steel AISI 304 2B -06 Satin stainless steel AISI 316L



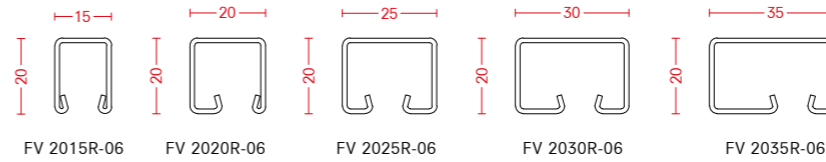
angular screw-on glazing beads - bar length 3000 mm (4000 mm on demand)

-03 Stainless steel AISI 304 2B -04 Satin stainless steel AISI 304 -06 Satin stainless steel AISI 316L



snap-on glazing beads - bar length 6000 mm

-05 Stainless steel AISI 316L 2B -06 Satin stainless steel AISI 316L



rebate gasket

-60 EPDM black

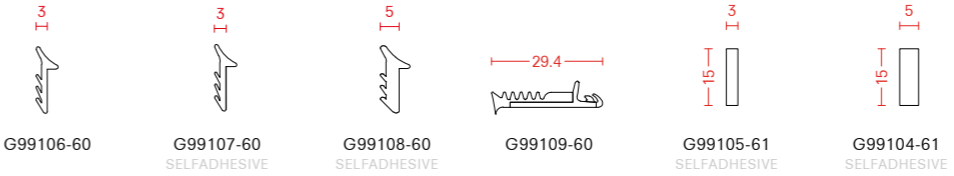


central gaskets (only for open in)



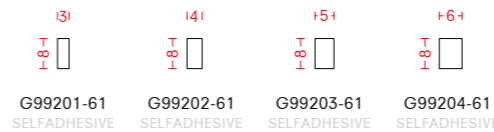
glass - external gaskets

-61 Neoprene



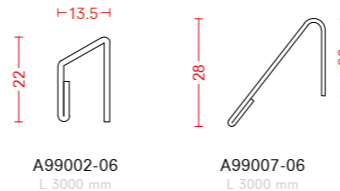
glass - internal gaskets

-60 EPDM black -61 Neoprene

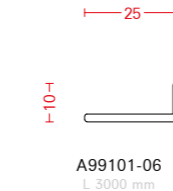


weather bars

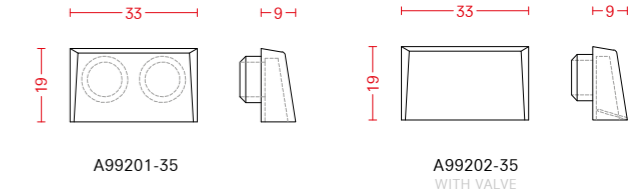
-06 Satin stainless steel AISI 316L -35 Black



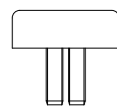
drainage profile



cover caps



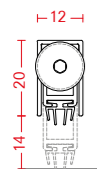
end pieces



K99021 SET

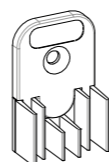
automatic drop seal

-35 Black -41 Grey RAL 7035 -62 PVC



G99501-62	330 mm	(shortenable up to 50 mm)	G99506-62	830 mm	(shortenable up to 200 mm)
G99502-62	430 mm	(shortenable up to 135 mm)	G99507-62	930 mm	(shortenable up to 200 mm)
G99503-62	530 mm	(shortenable up to 200 mm)	G99508-62	1030 mm	(shortenable up to 200 mm)
G99504-62	630 mm	(shortenable up to 200 mm)	G99509-62	1130 mm	(shortenable up to 200 mm)
G99505-62	730 mm	(shortenable up to 200 mm)	G99510-62	1230 mm	(shortenable up to 200 mm)

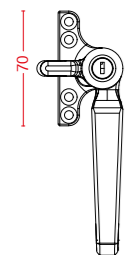
sideward cover cap for drop-down seal



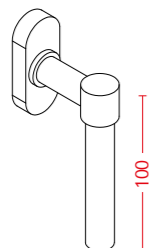
G99511-35 BLACK
G99511-41 GREY RAL7035

fittings examples - see accessories chapter for details

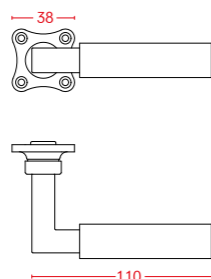
SC Satin chrome SS Satin stainless steel SNEB Satin nickel/ebony wood



700205SC
CLASSIC WINDOW HANDLE
HERITAGE COLLECTION

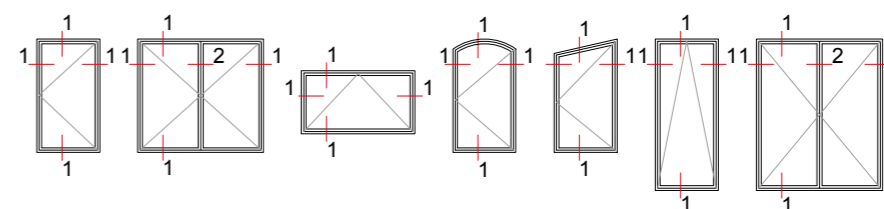
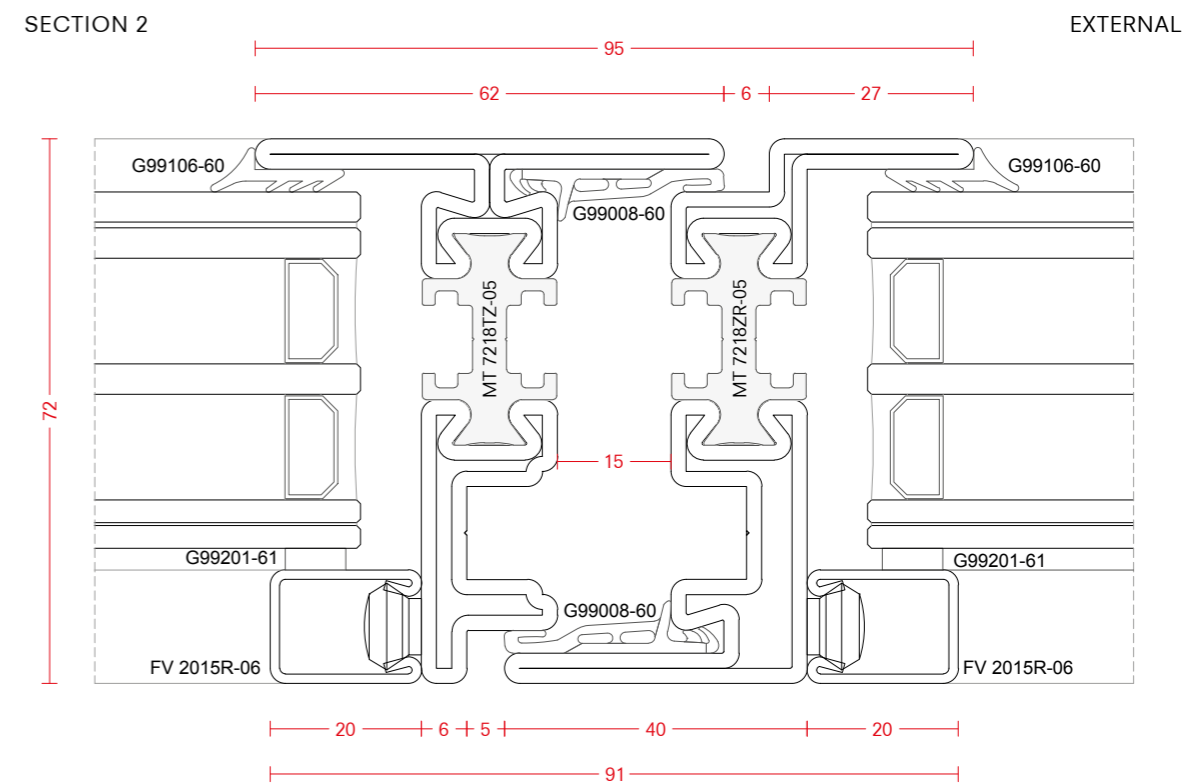
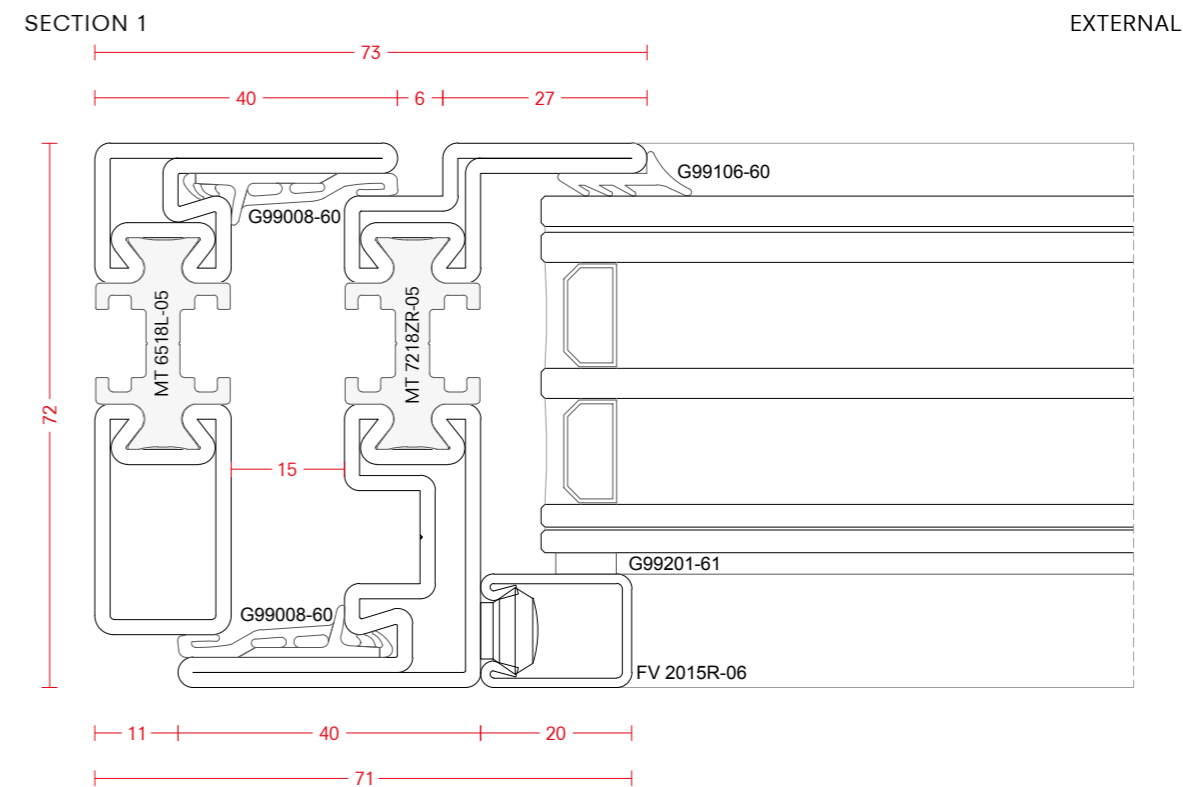


760301SS
WINDOW HANDLE
ONE COLLECTION



750010SNEB
DOOR HANDLE
TIMELESS COLLECTION

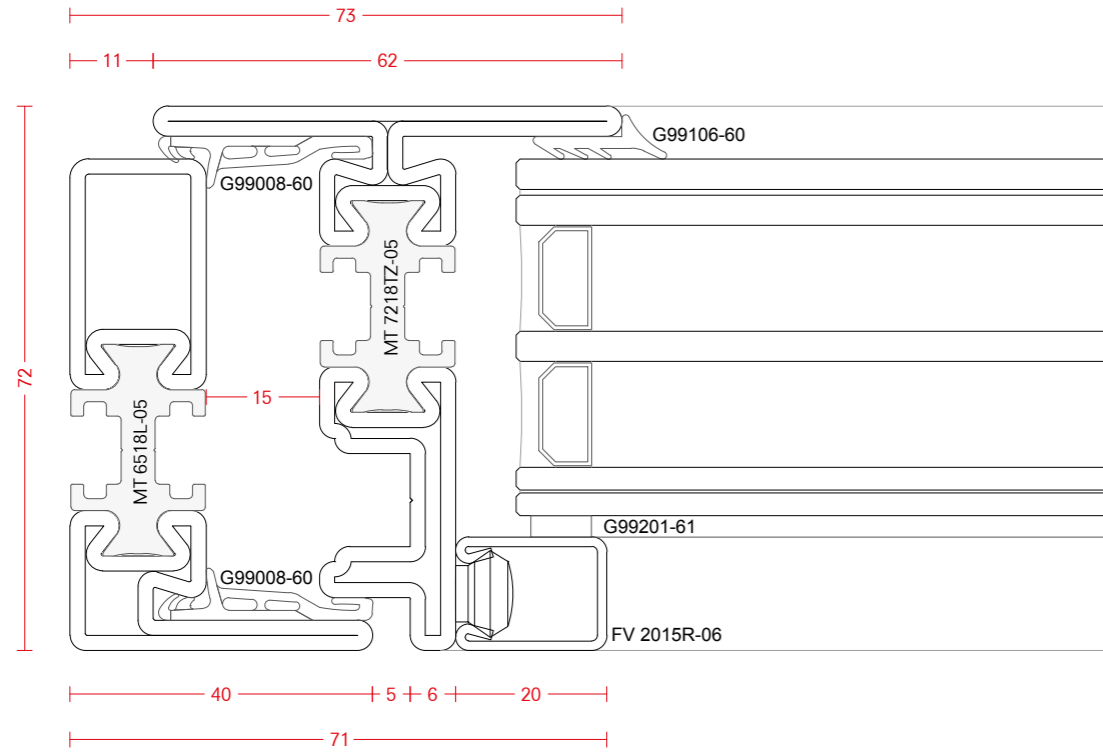
examples - open in



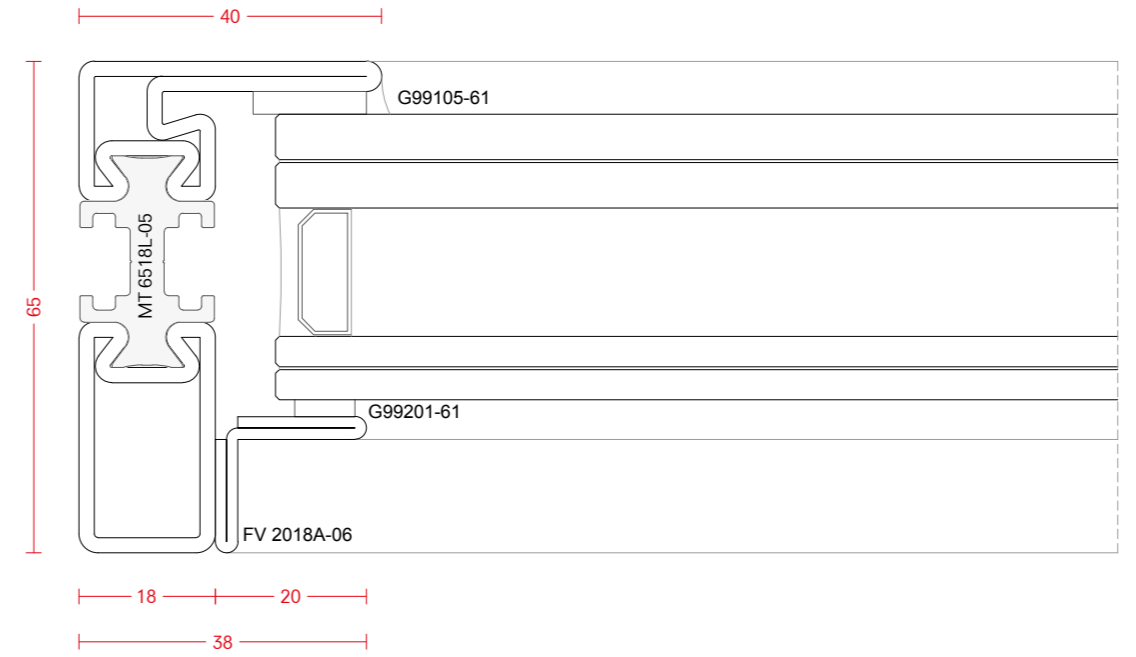
examples - open out

examples - fixed

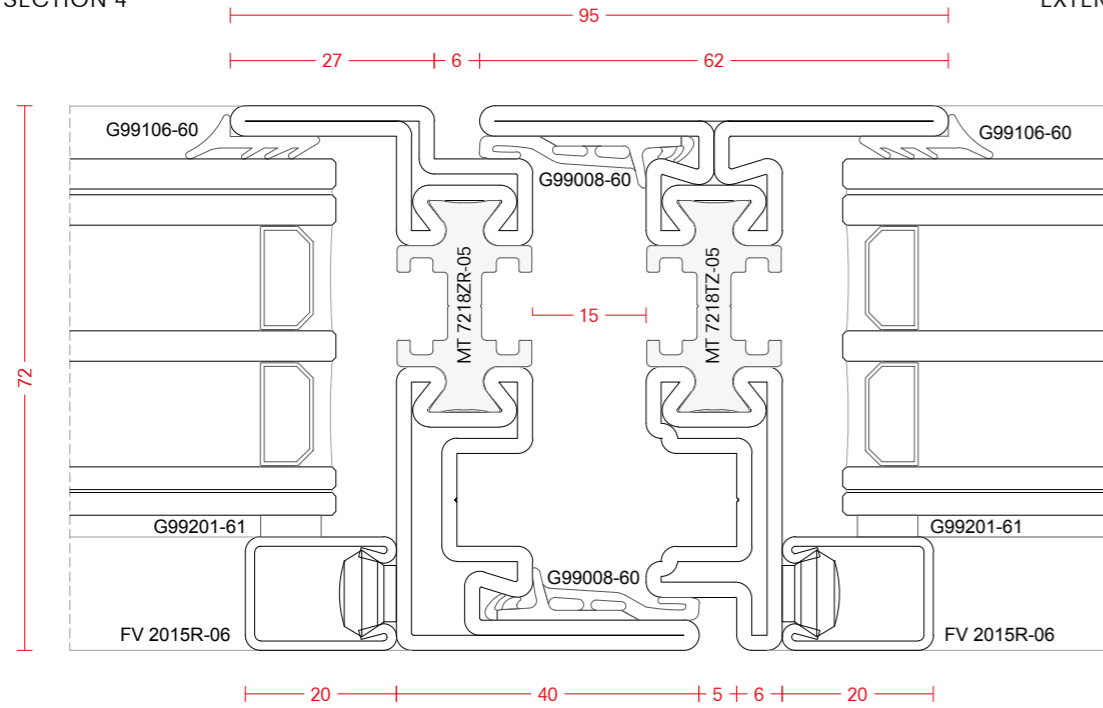
SECTION 3 EXTERNAL



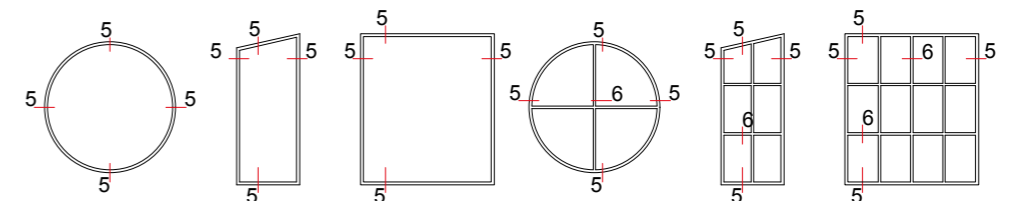
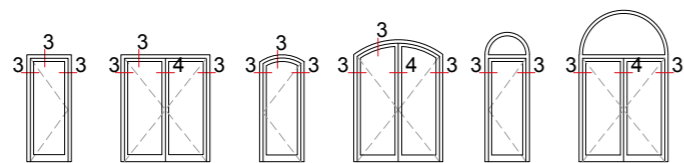
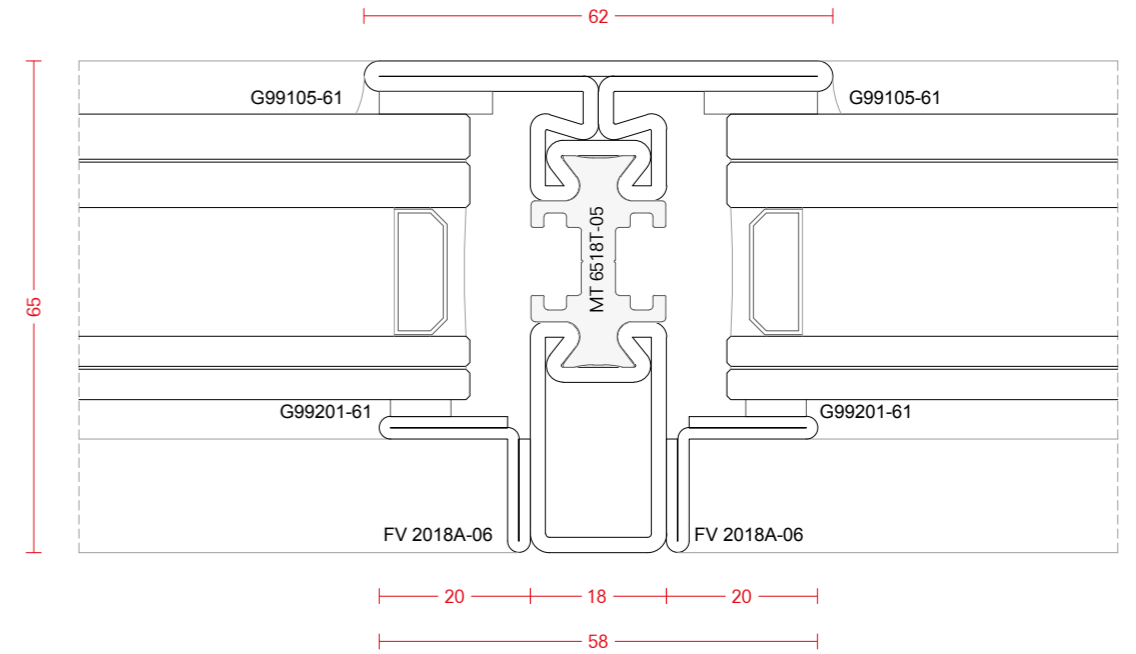
SECTION 5 EXTERNAL




SECTION 4 EXTERNAL



SECTION 6 EXTERNAL





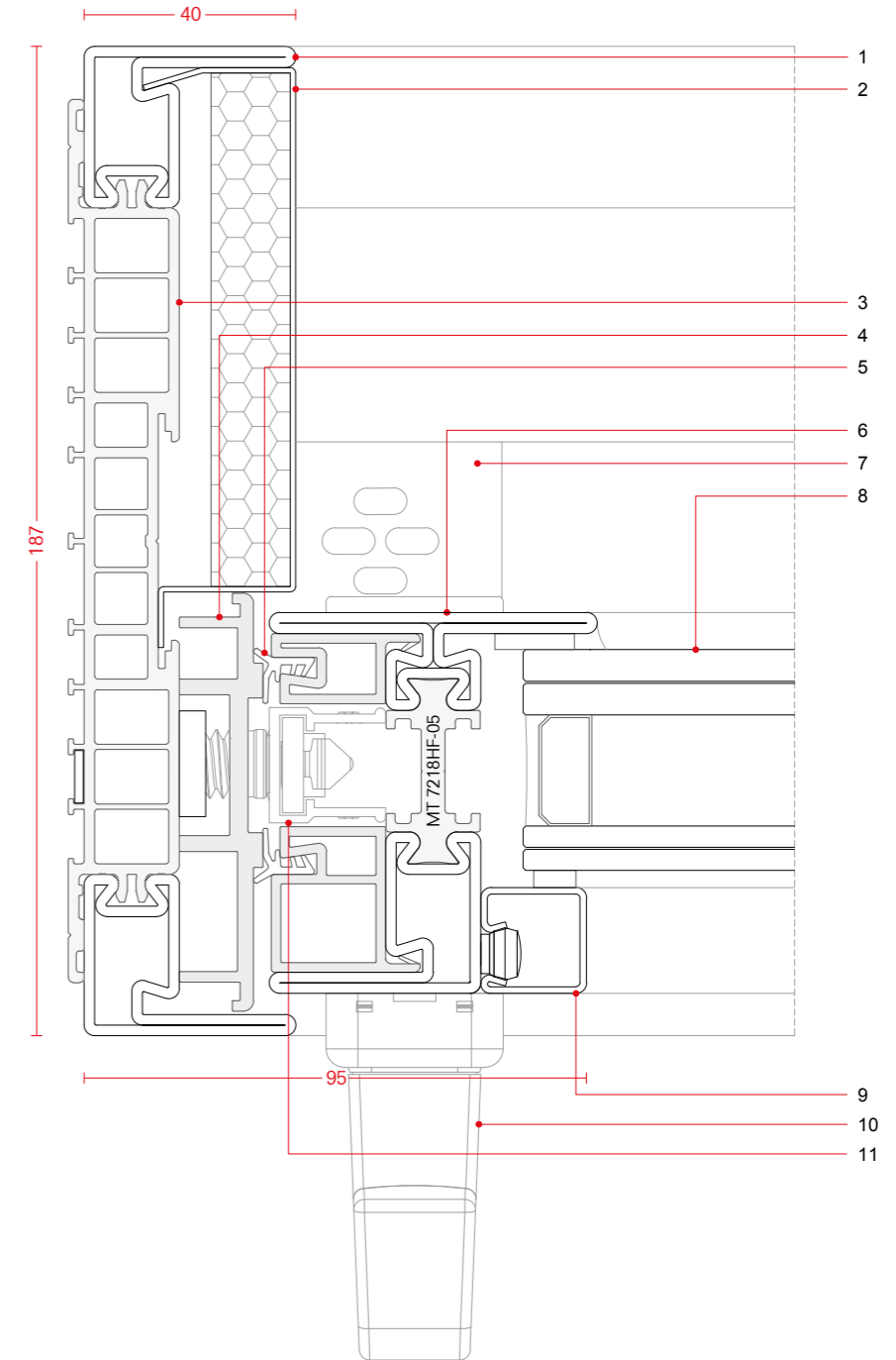
LIFT & SLIDE

Ottostumm's thermal barrier sliding door systems are suited for larger frame dimensions and weights, which are outside the ordinary. The profiles are available in steel, Cor-Ten steel and marine grade stainless steel AISI 316L.

MLS72 TB Steel | Cor-Ten | Stainless Steel

Lift & Slide MLS72 TB

The code "MLS72 TB" stands for an extensive family of thermal barrier lift and slide door solutions in steel, galvanized steel, Cor-Ten steel and stainless steel marine grade AISI 316L. All profiles are cold formed with 2mm thick steel - ideal solution for large glazing with weights up to 600 kg. The 72 mm profile depth is a perfect compromise between design and security. The extremely strong framing material accommodates security glass up to 50 mm and can be automated.



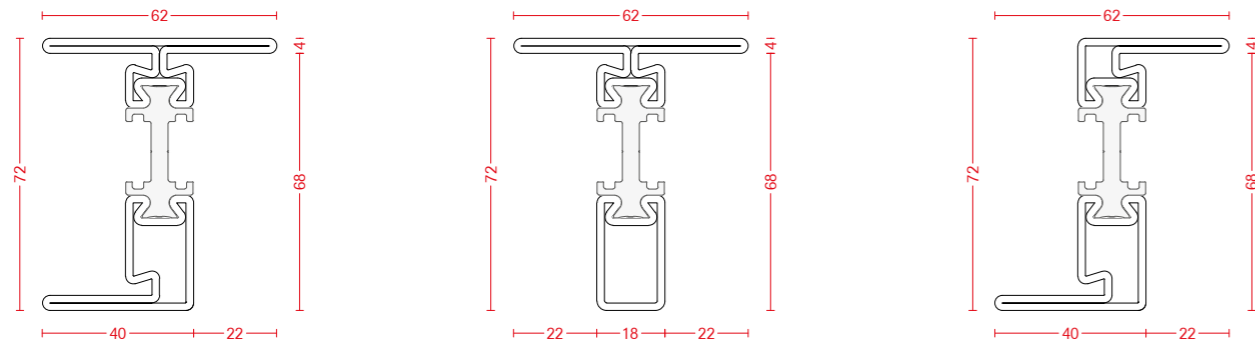
FEATURES

- | | |
|--|--|
| 1. 2 mm tubular profile with extremely high moments of inertia | 7. Water drainage |
| 2. Aesthetic cover cap with insulating material | 8. Profiles accommodate high-performance glazing |
| 3. Thermal barrier in polyamide PA 6.6 | 9. Wide range of square and angular glazing beads |
| 4. Insulated front strike | 10. Manual opening up to 400 Kg and automated up to 600 Kg, single and multiple sliding, pocket solution |
| 5. Mechanically fixed rebate gaskets | 11. Fittings with concealed sliding mechanism |
| 6. Profiles available in galvanized steel, Cor-Ten and stainless steel AISI 316L | |

Lift & Slide MLS72 TB

profile range - bar length 5800 mm

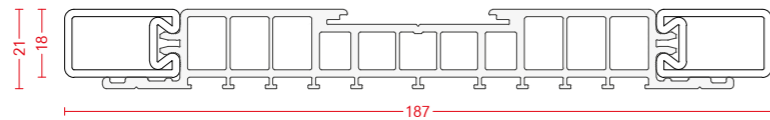
-02 Galvanized steel -05 Stainless steel AISI 316L 2B -07 Cor-Ten steel



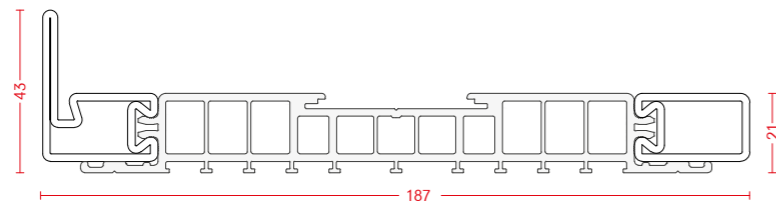
MT 7218HF-02
MT 7218HF-05
MT 7218HF-07

MT 7218TF-02
MT 7218TF-05
MT 7218TF-07

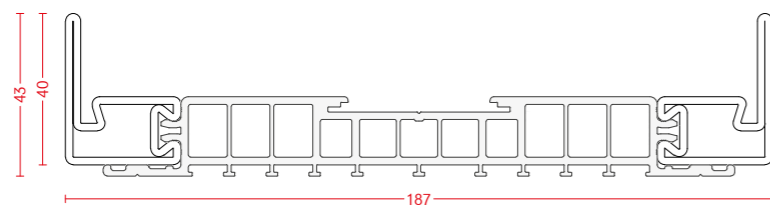
MT 7218ZF-02
MT 7218ZF-05
MT 7218ZF-07



MT 18721CI-05
MT 18721CI-07



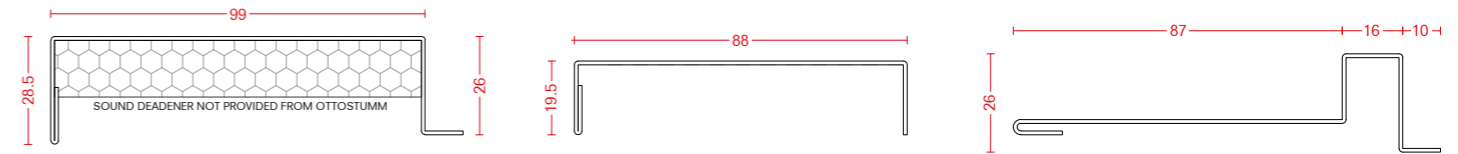
MT 18721CL-02
MT 18721CL-05
MT 18721CL-07



MT 18721CU-02
MT 18721CU-05
MT 18721CU-07

profile range - bar length 5800 mm

-02 Galvanized steel -05 Stainless steel AISI 316L 2B -06 Satin stainless steel AISI 316L -07 Cor-Ten steel
-62 PVC -65 ABS



E99403-02
E99403-06 L 3000 mm
E99403-07

E99404-02 L 4000 mm
E99404-06

E99405-02
E99405-06 L 3000 mm
E99405-07

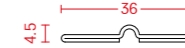
E99406-02 L 4000 mm
E99406-06

E99408-02
E99408-06 L 3000 mm
E99408-07

E99409-02 L 4000 mm
E99409-06



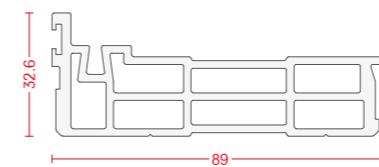
E99407-06
E99407-07
L 3000 mm



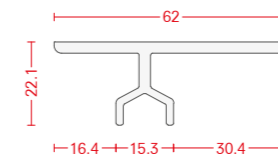
E99401-06
L 4000 mm



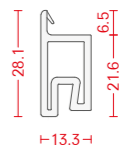
E99412-05
L 3000 mm



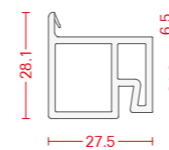
99 8933PL-62



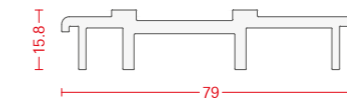
99 6222GU-65



99 2813PG-62



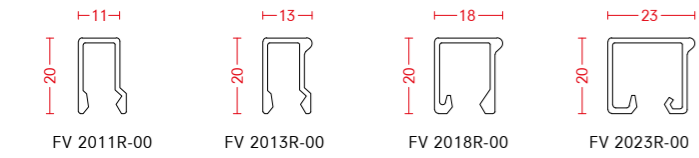
99 2828PG-62



99 7916PL-62

snap-on glazing beads - bar lenght 6000 mm

-00 Aluminium -02 Galvanized steel

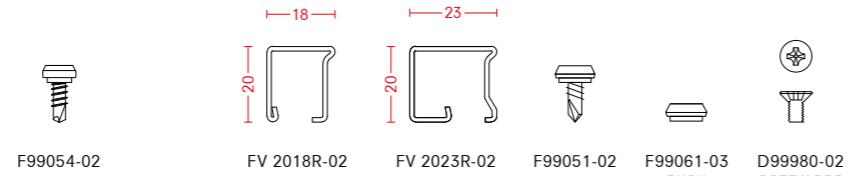
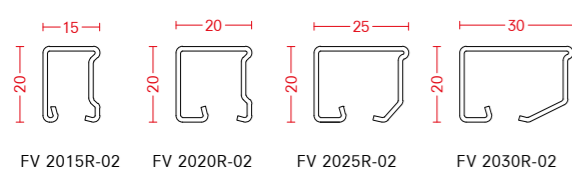


fixing screw



snap-on glazing beads - bar lenght 6000 mm

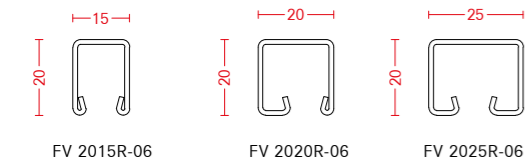
-02 Galvanized steel -03 Stainless steel AISI 304 2B



fixing screws

snap-on glazing beads satin stainless steel AISI 316L - bar lenght 6000 mm

-05 Stainless steel AISI 316L 2B -06 Satin stainless steel AISI 316L

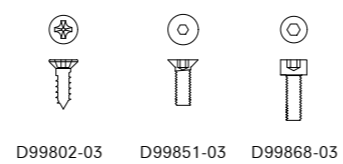
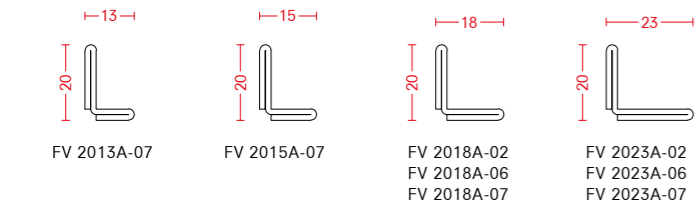


fixing screw



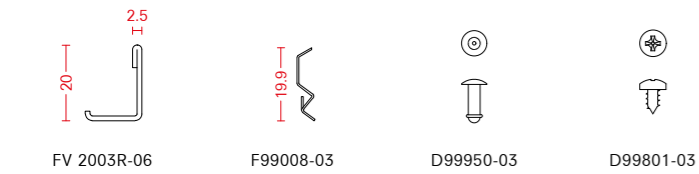
angular screw-on glazing beads - bar lenght 3000 mm (4000 mm on demand only for material -02 and -06)

-02 Galvanized steel -03 Stainless steel AISI 304 2B -06 Satin stainless steel AISI 316L -07 Cor-Ten steel



glazing beads satin stainless steel AISI 316L with clip - bar lenght 6000 mm

-03 Stainless steel AISI 304 2B -06 Satin stainless steel AISI 316L



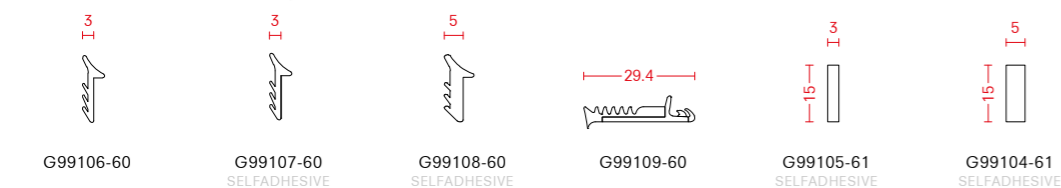
rebate gaskets

-60 EPDM black -62 PVC



glass - external gaskets

-60 EPDM black -61 Neoprene



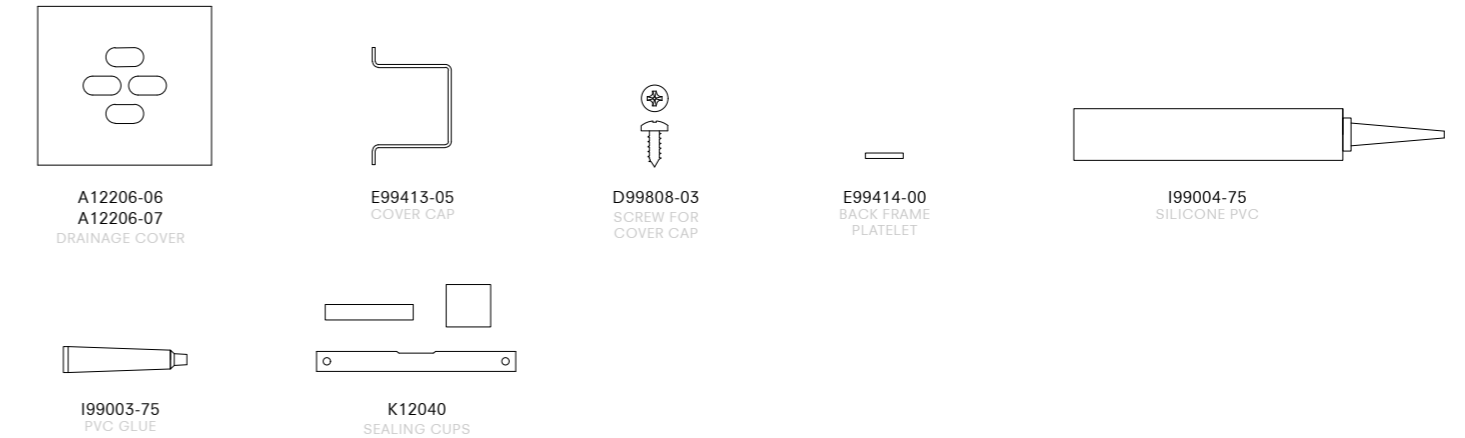
glass - internal gaskets

-60 EPDM black -61 Neoprene



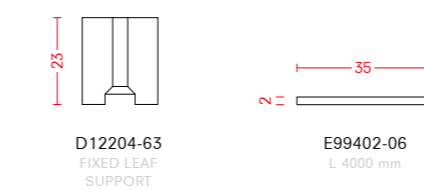
accessories

-00 Aluminium -03 Stainless steel AISI 304 2B -05 Stainless steel AISI 316L 2B -06 Satin stainless steel AISI 316L -07 Cor-Ten steel -75 Glue and silicone



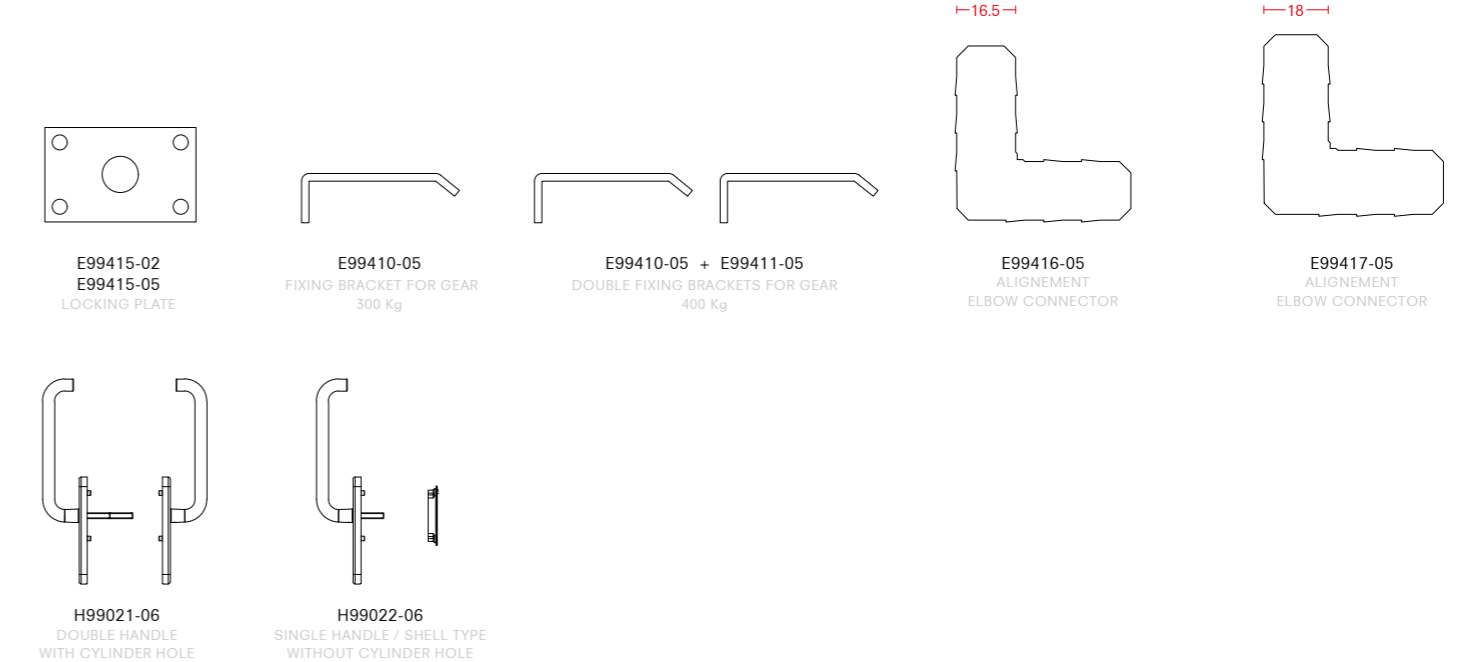
accessories for fix frame

-06 Satin stainless steel AISI 316L -63 Polyethylene



accessories for openable frame

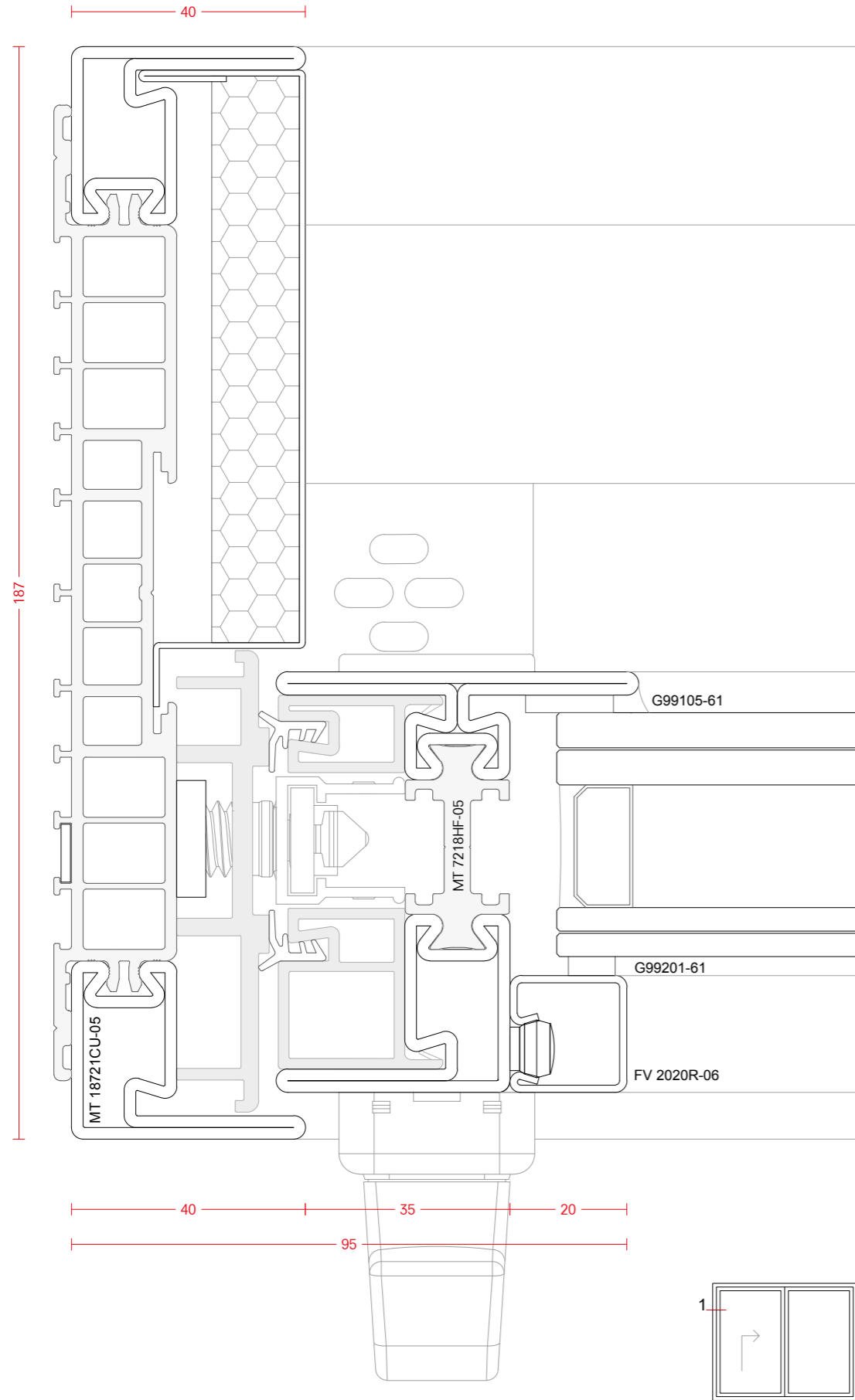
-02 Galvanized steel -05 Stainless steel AISI 316L 2B -06 Satin stainless steel AISI 316L



examples

SECTION 1

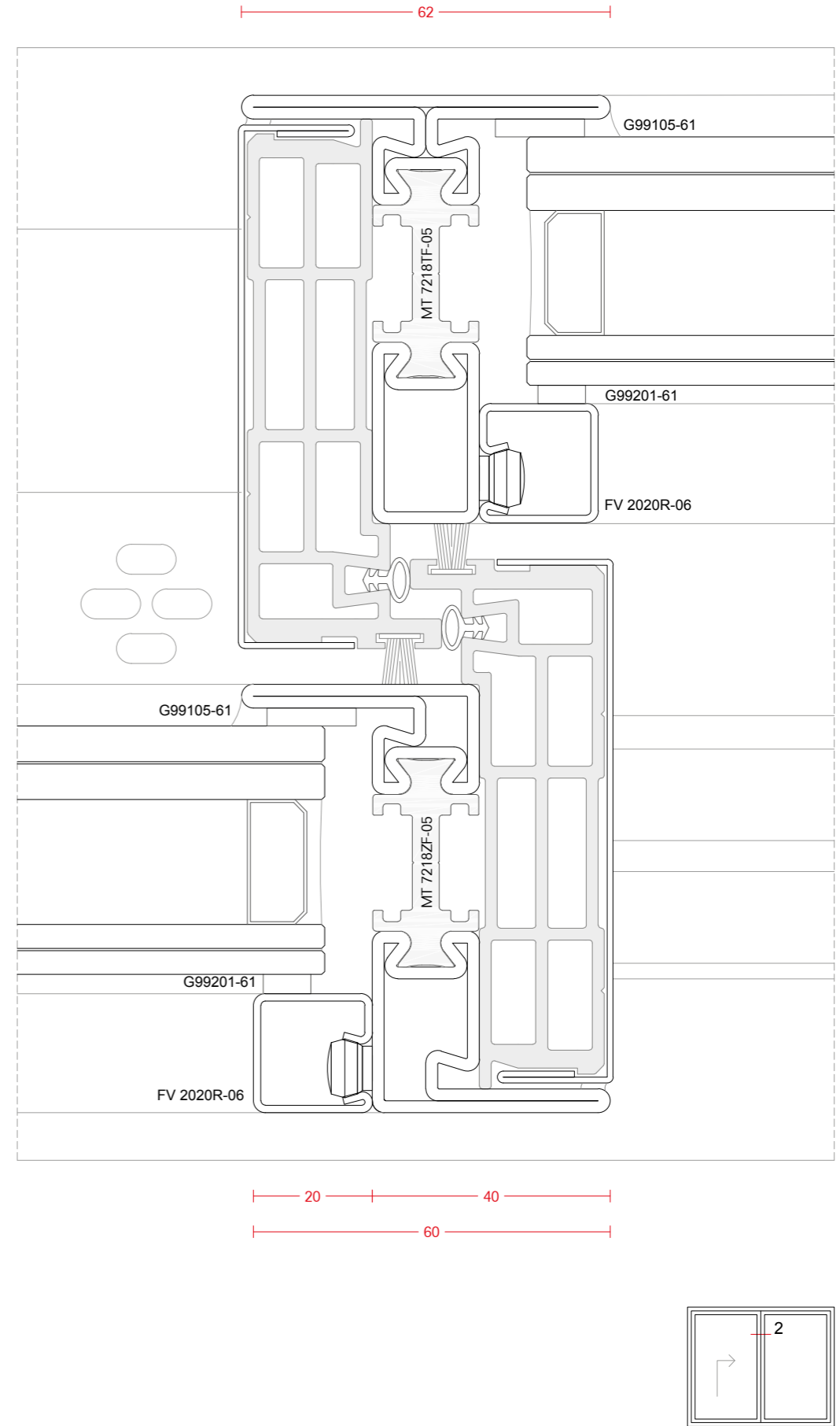
EXTERNAL



examples

SECTION 2

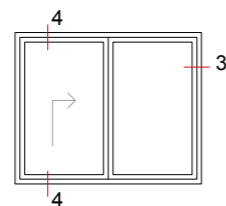
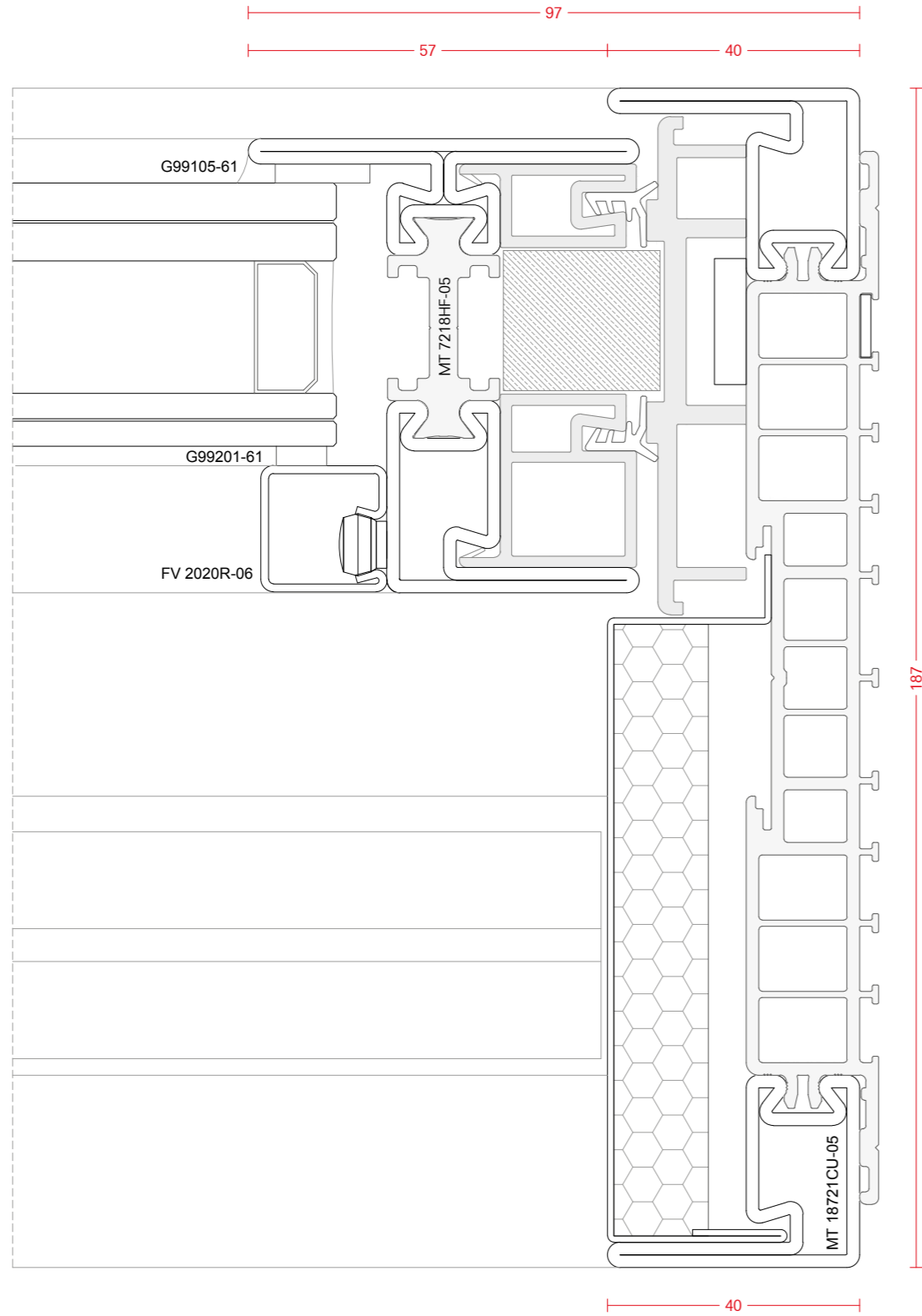
EXTERNAL



examples

SECTION 3

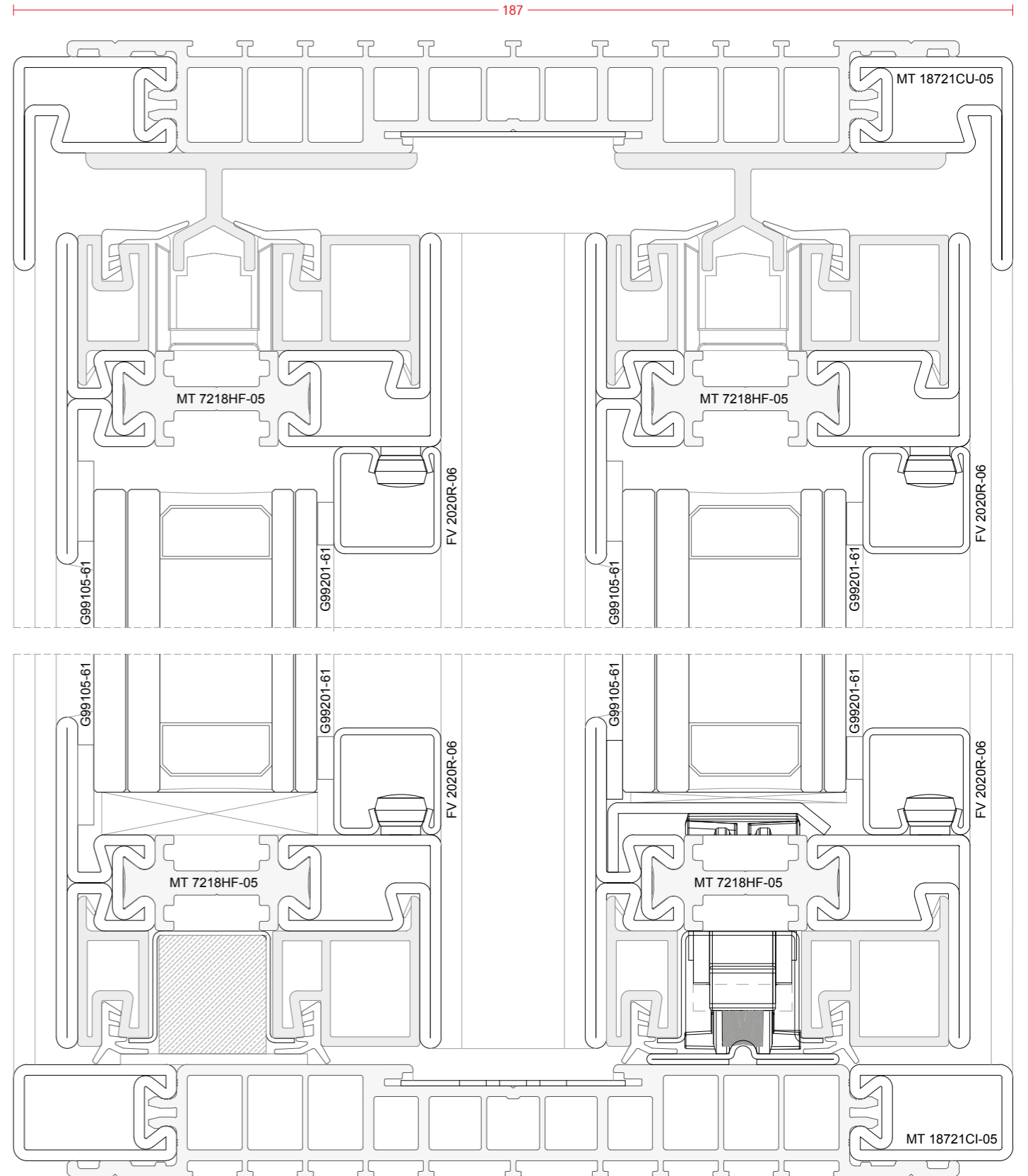
EXTERNAL



examples

SECTION 4

EXTERNAL







CURTAIN WALLS

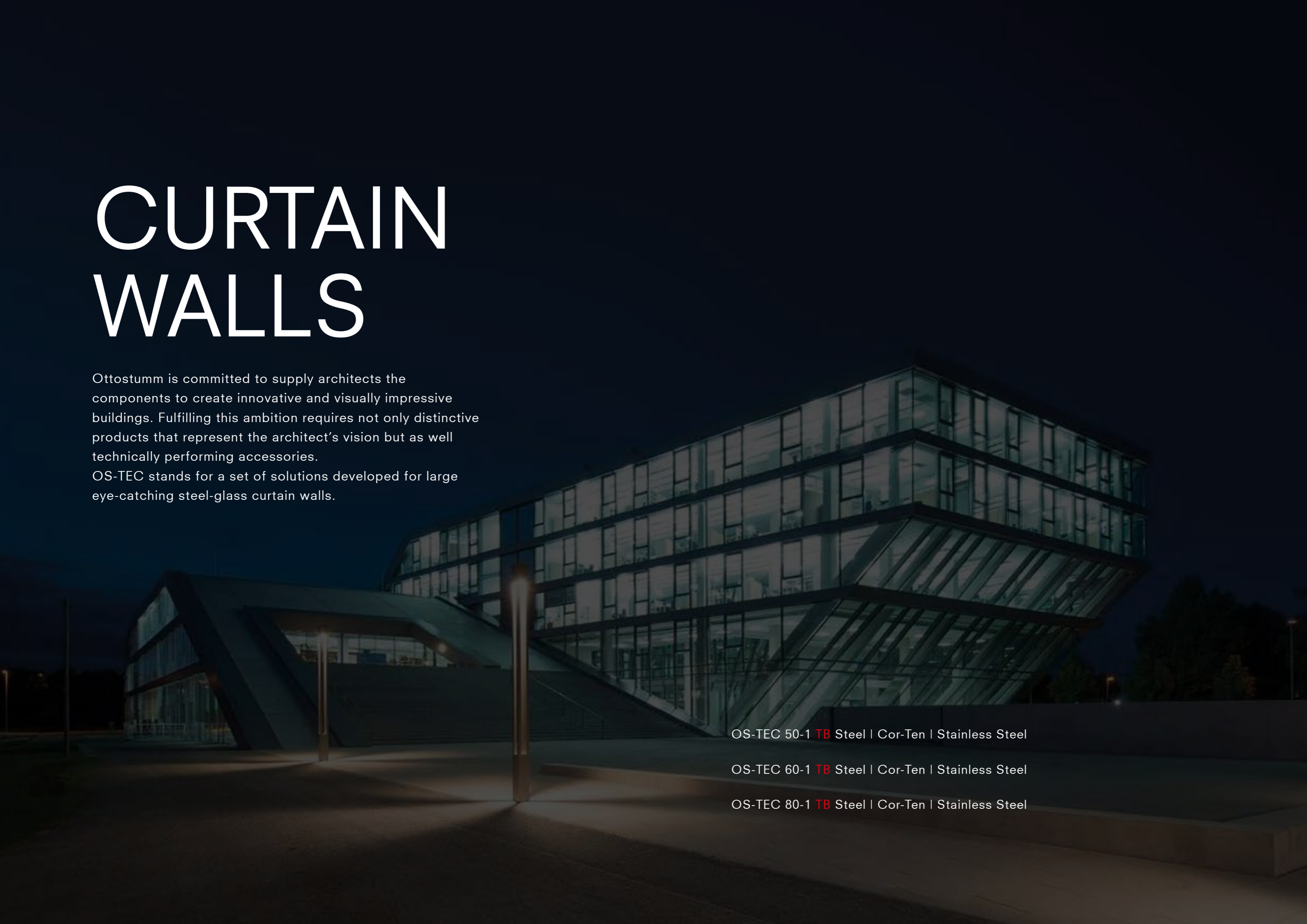
Ottostumm is committed to supply architects the components to create innovative and visually impressive buildings. Fulfilling this ambition requires not only distinctive products that represent the architect's vision but as well technically performing accessories.

OS-TEC stands for a set of solutions developed for large eye-catching steel-glass curtain walls.

OS-TEC 50-1 **TB** Steel | Cor-Ten | Stainless Steel

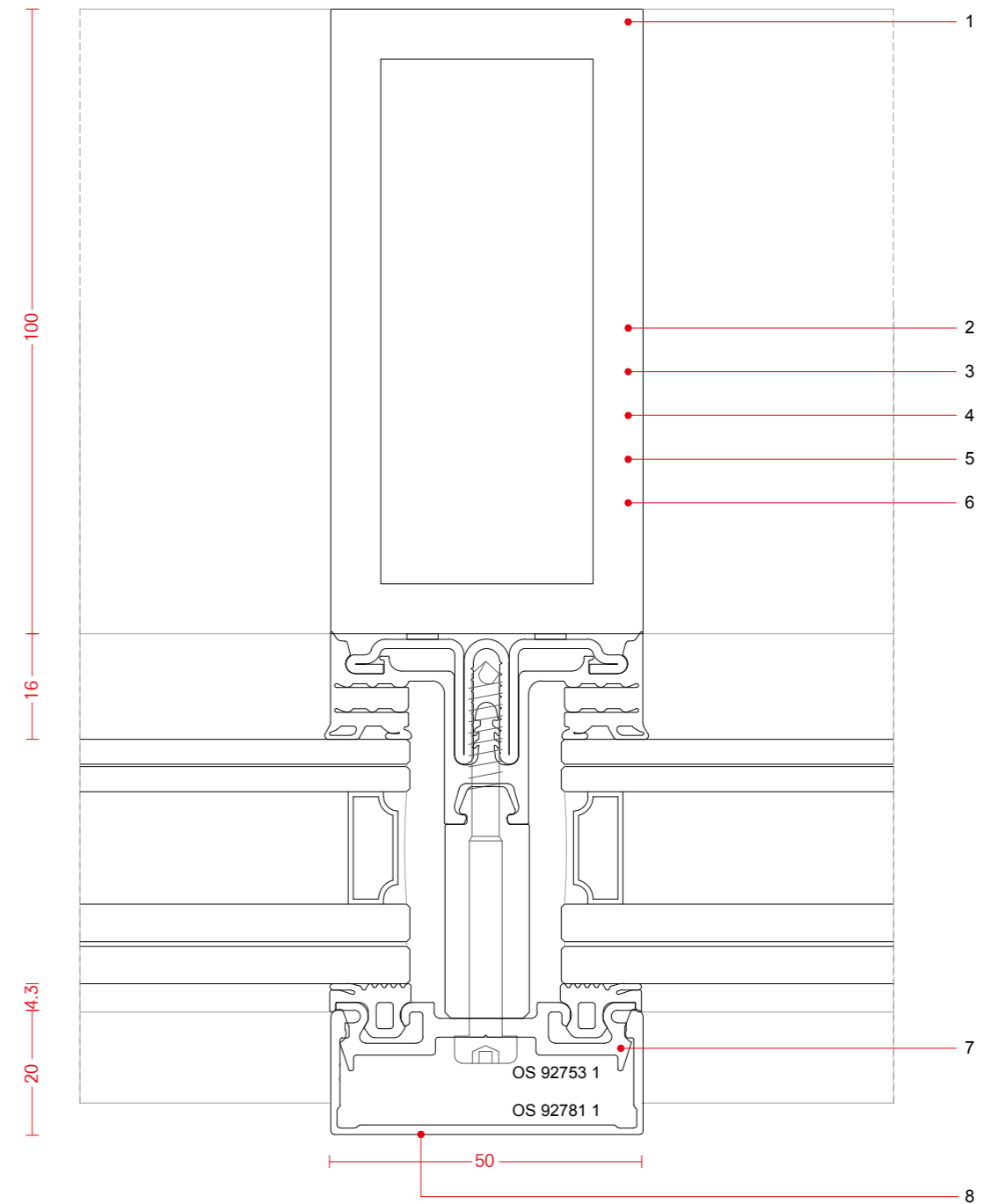
OS-TEC 60-1 **TB** Steel | Cor-Ten | Stainless Steel

OS-TEC 80-1 **TB** Steel | Cor-Ten | Stainless Steel



Curtain Walls OS-TEC TB

OS-TEC stands for a family of glass fixing components for custom steel curtain walls with sightlines of 50, 60 and 80 mm. OS-TEC's glass fixing systems offer exceptional acoustic and thermal insulation and can be connected to any type of steel mullion or transom like solid T-shapes or rectangular hollow sections. Next to these standard designs, Ottostumm offers free form mullions and transoms as the ultimate step in customized steel façades. For architecturally exposed steel projects, laser welded profiles are the answer. No other technology allows unfolding custom design on steel, Cor-Ten steel or stainless steel curtain walls like laser welding. Mullions of 15 m (49 ft) length and up to 500 mm (20") depth determine the range where architects can express their creativity. All profiles have sharp crisp corners, clean shadow lines and smooth almost invisible weld seams.

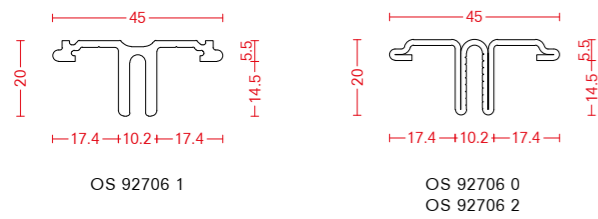


FEATURES

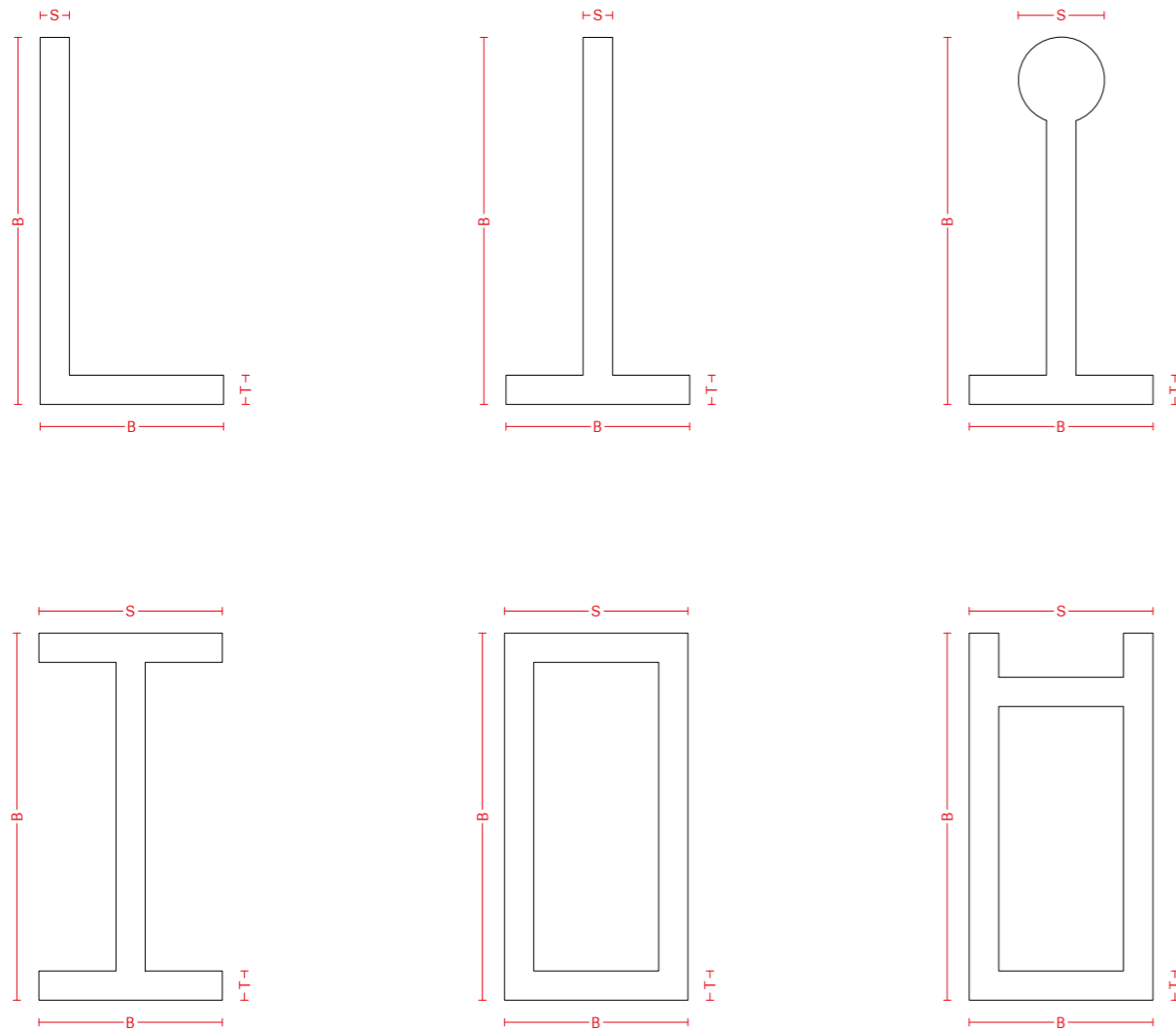
- | | |
|---|---|
| 1. Sharp crisp corners and clean shadow lines | 6. Extremely slender steel mullions and transoms |
| 2. Custom lengths up to 15 m (49 ft) | 7. External add-on glazing system with sight lines of 50, 60 and 80 mm |
| 3. Profiles are available in steel, Cor-Ten steel and stainless steel | 8. Design cover caps available in aluminium, stainless steel AISI 316, Cor-Ten steel and architectural bronze |
| 4. Massive steel webs and flanges for high moment of inertia | |
| 5. High flexibility on profile design | |

fixing channels - bar lenght 6000 mm

0 Pickled steel 1 Aluminium 2 Galvanized steel



examples of laser welded custom profiles

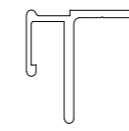


SIZES RANGE (mm)

B min	B max	H min	H max	S min	S max	T min	T max	L max
50	400	40	1000	4	30	4	50	15000

complementary profiles - bar lenght 6000 mm

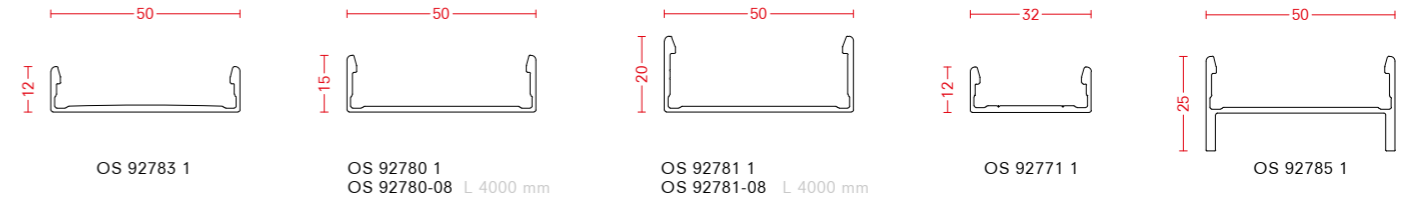
1 Aluminium



OS 92704 1
VAPOUR BARRIER
FIXING PROFILE

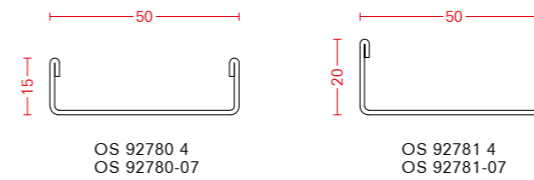
snap-on cover caps - bar lenght 6000 mm

1 Aluminium -08 Architectural bronze



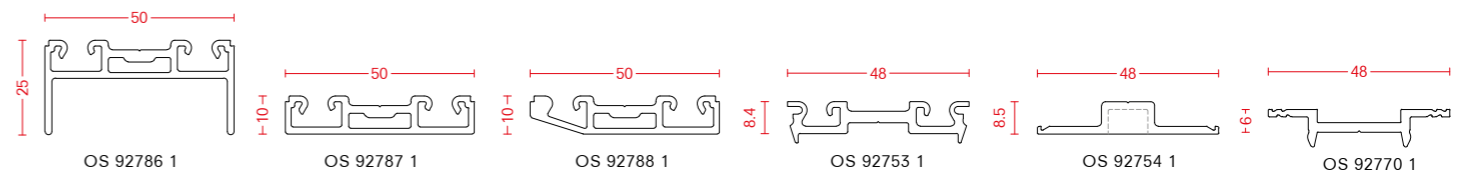
snap-on cover caps - bar lenght 6000 mm

4 Satin stainless steel AISI 316 -07 Cor-Ten steel



pressure plates - bar lenght 6000 mm

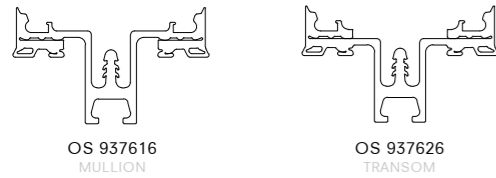
1 Aluminium



glass supports

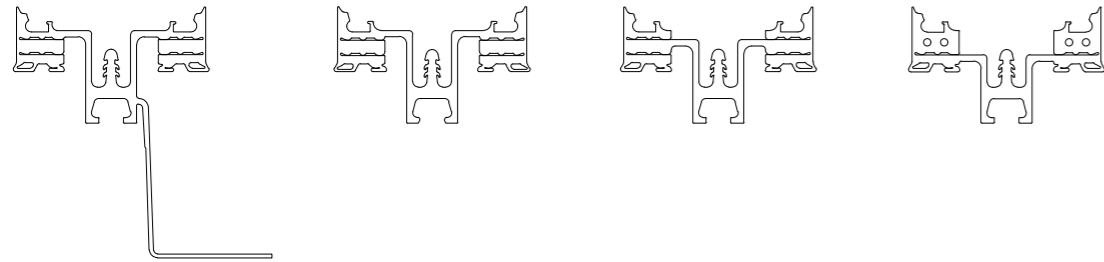
<p>OS 957530</p>	CODE	width	CODE	width	<p>OS 957303</p>
	OS 957530	20 mm	OS 957540	40 mm	
	OS 957531	22 mm	OS 957541	42 mm	
	OS 957532	24 mm	OS 957542	44 mm	
	OS 957533	26 mm	OS 957543	46 mm	
	OS 957534	28 mm	OS 957544	48 mm	
	OS 957535	30 mm	OS 957545	50 mm	
	OS 957536	32 mm	OS 957546	52 mm	
	OS 957537	34 mm	OS 957547	54 mm	
	OS 957538	36 mm	OS 957548	56 mm	
OS 957539	38 mm	OS 957549	58 mm		
		OS 957550	60 mm		
<p>OS 957290</p>	CODE	width			
	OS 957290	21,5 mm			
	OS 957291	25,5 mm			
	OS 957292	29,5 mm			
	OS 957293	33,5 mm			
	OS 957294	37,5 mm			
	OS 957295	41,5 mm			
	OS 957296	45,5 mm			
	OS 957297	49,5 mm			
<p>OS 785016</p>	CODE	width	CODE	width	
	OS 785016	26 mm	OS 785105	42 mm	
	OS 785032	28 mm	OS 785113	44 mm	
	OS 785040	30 mm	OS 785172	46 mm	
	OS 785059	32 mm	OS 785792	48 mm	
	OS 785067	34 mm	OS 785806	50 mm	
	OS 785075	36 mm	OS 785814	52 mm	
	OS 785085	38 mm	OS 785822	54 mm	
	OS 785091	40 mm			

gaskets for mullions and transoms - two levels



OS 937616 MULLION
OS 937626 TRANSOM

gaskets for mullions and transoms - three levels



OS 937686 MULLION/TRANSOM
OS 937656 MULLION
OS 937666 TRANSOM
OS 937676 MULLION ON TRANSOM

compensation of infill thickness inside



OS 937256 OS 937266 OS 937276

pressure caps gaskets



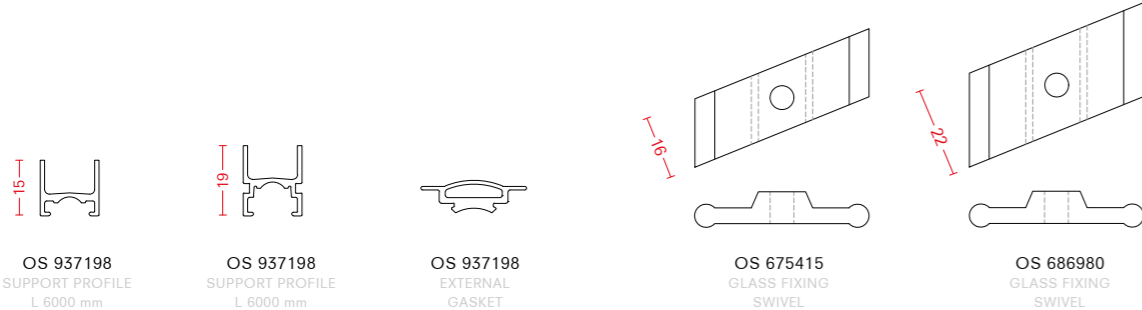
OS 937156 FOR ALUMINIUM PRESSURE CAP
OS 937186 FOR PRESSURE CAP OS 92754 1
OS 937596 FOR PRESSURE CAP OS 92770 1
OS 937106 FOR PRESSURE CAP WITH NON-ALIGNED GLASSES
OS 937116 FOR PRESSURE CAP WITH NON-ALIGNED GLASSES
OS 937126 FOR PRESSURE CAP WITH NON-ALIGNED GLASSES
OS 937136 FOR PRESSURE CAP WITH NON-ALIGNED GLASSES

silicone



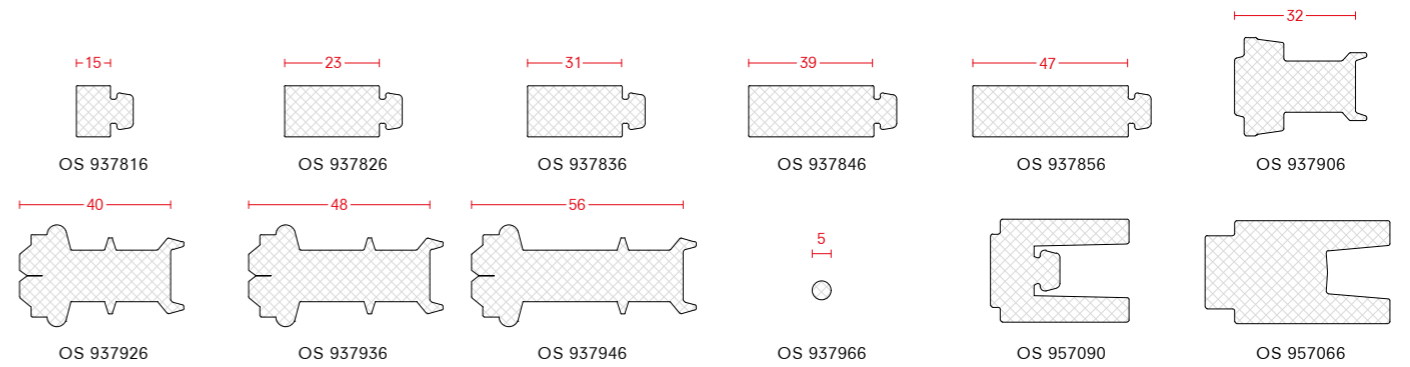
OS 364991 SILICONE FOR GASKETS

accessories for structurals glazing



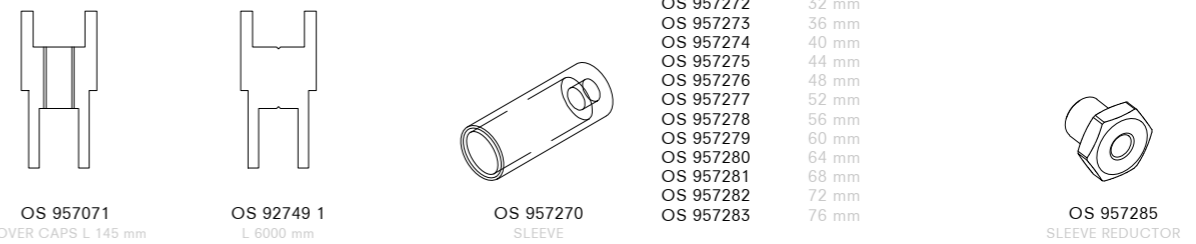
OS 937198 SUPPORT PROFILE L 6000 mm
OS 937198 SUPPORT PROFILE L 6000 mm
OS 937198 EXTERNAL GASKET
OS 675415 GLASS FIXING SWIVEL
OS 686980 GLASS FIXING SWIVEL

isolating foam gaskets



OS 937816 OS 937826 OS 937836 OS 937846 OS 937856 OS 937906
OS 937926 OS 937936 OS 937946 OS 937966 OS 957090 OS 957066

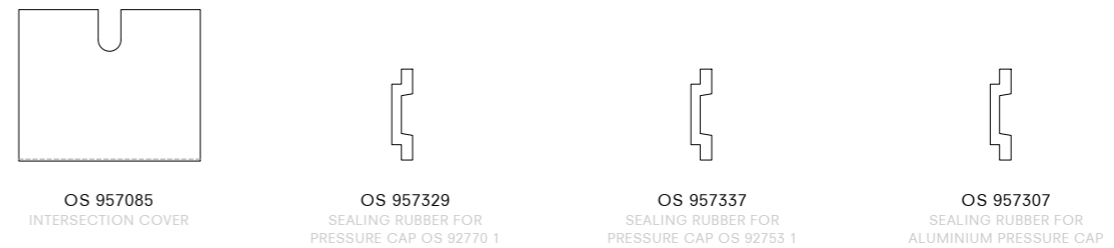
support for shading systems



OS 957071 COVER CAPS L 145 mm
OS 92749 1 L 6000 mm
OS 957270 SLEEVE
OS 957285 SLEEVE REDUCTOR

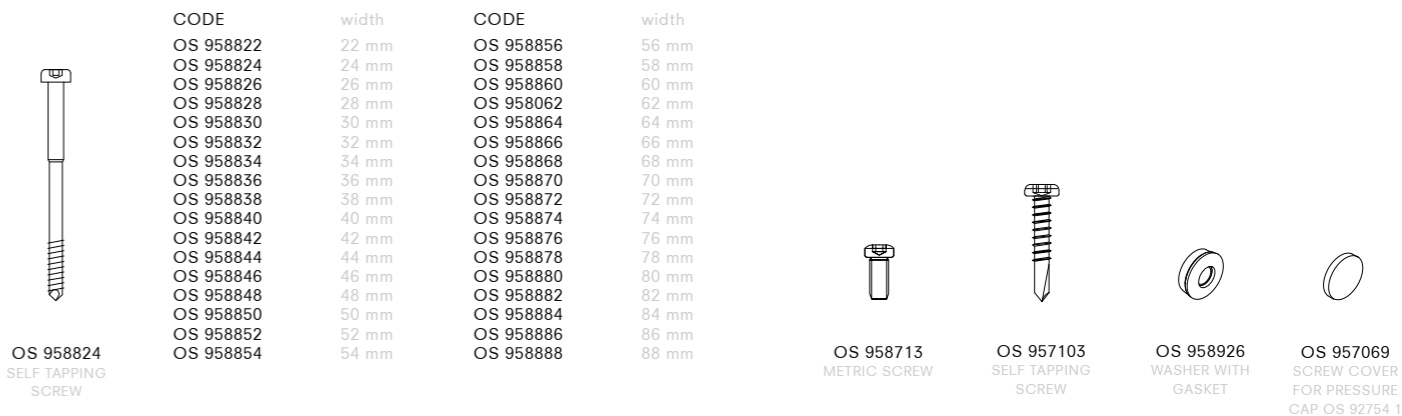
CODE	width
OS 957270	24 mm
OS 957271	28 mm
OS 957272	32 mm
OS 957273	36 mm
OS 957274	40 mm
OS 957275	44 mm
OS 957276	48 mm
OS 957277	52 mm
OS 957278	56 mm
OS 957279	60 mm
OS 957280	64 mm
OS 957281	68 mm
OS 957282	72 mm
OS 957283	76 mm

intersection cover and sealing pieces



OS 957085 INTERSECTION COVER
OS 957329 SEALING RUBBER FOR PRESSURE CAP OS 92770 1
OS 957337 SEALING RUBBER FOR PRESSURE CAP OS 92753 1
OS 957307 SEALING RUBBER FOR ALUMINIUM PRESSURE CAP

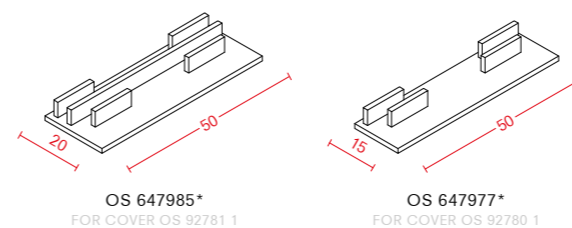
stainless steel screws



CODE	width	CODE	width
OS 958822	22 mm	OS 958856	56 mm
OS 958824	24 mm	OS 958858	58 mm
OS 958826	26 mm	OS 958860	60 mm
OS 958828	28 mm	OS 958862	62 mm
OS 958830	30 mm	OS 958864	64 mm
OS 958832	32 mm	OS 958866	66 mm
OS 958834	34 mm	OS 958868	68 mm
OS 958836	36 mm	OS 958870	70 mm
OS 958838	38 mm	OS 958872	72 mm
OS 958840	40 mm	OS 958874	74 mm
OS 958842	42 mm	OS 958876	76 mm
OS 958844	44 mm	OS 958878	78 mm
OS 958846	46 mm	OS 958880	80 mm
OS 958848	48 mm	OS 958882	82 mm
OS 958850	50 mm	OS 958884	84 mm
OS 958852	52 mm	OS 958886	86 mm
OS 958854	54 mm	OS 958888	88 mm

OS 958824 SELF TAPPING SCREW
OS 958713 METRIC SCREW
OS 957103 SELF TAPPING SCREW
OS 958926 WASHER WITH GASKET
OS 957069 SCREW COVER FOR PRESSURE CAP OS 92754 1

cover caps

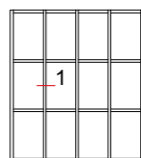
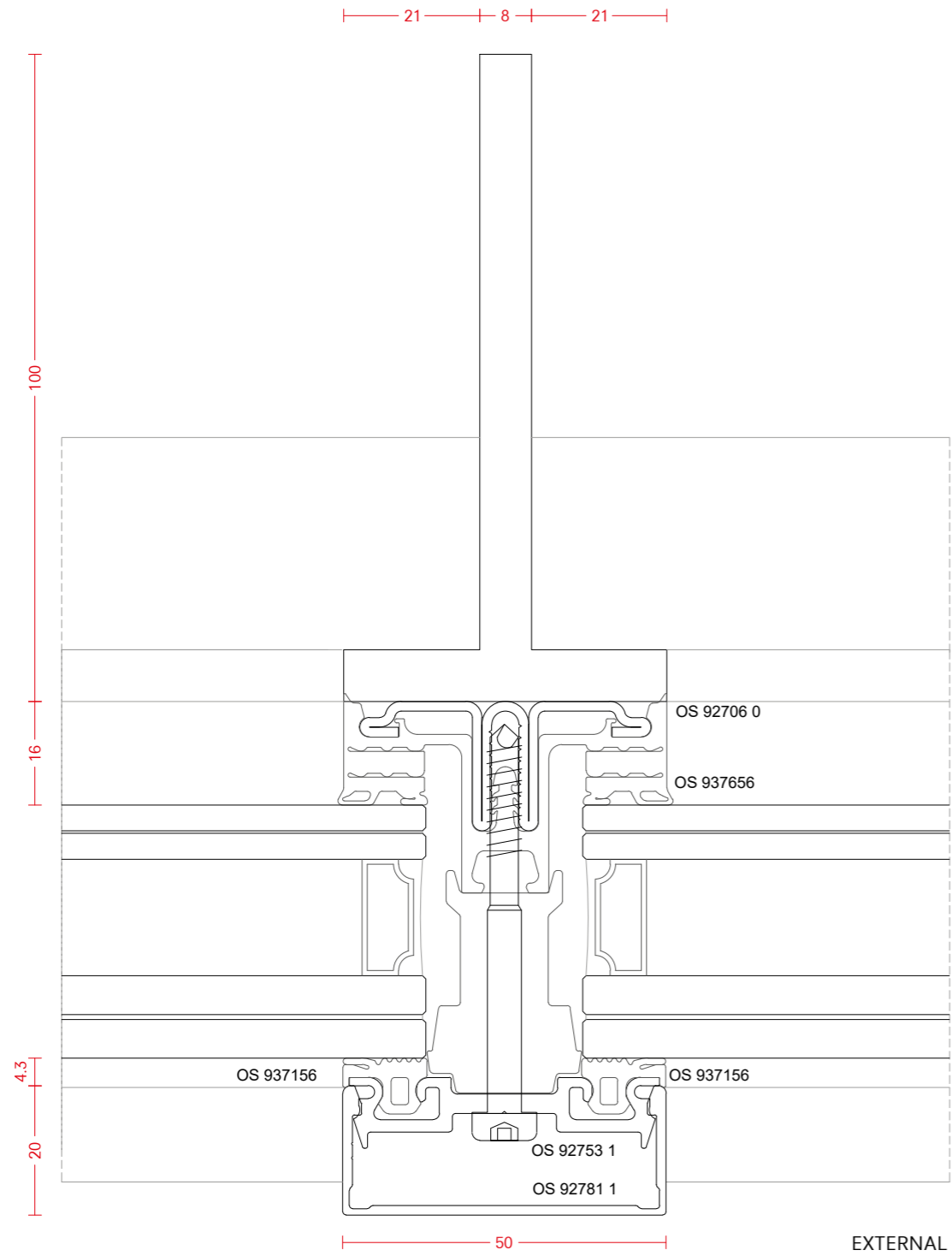


OS 647985* FOR COVER OS 92781 1
OS 647977* FOR COVER OS 92780 1

*minimum quantity required

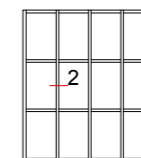
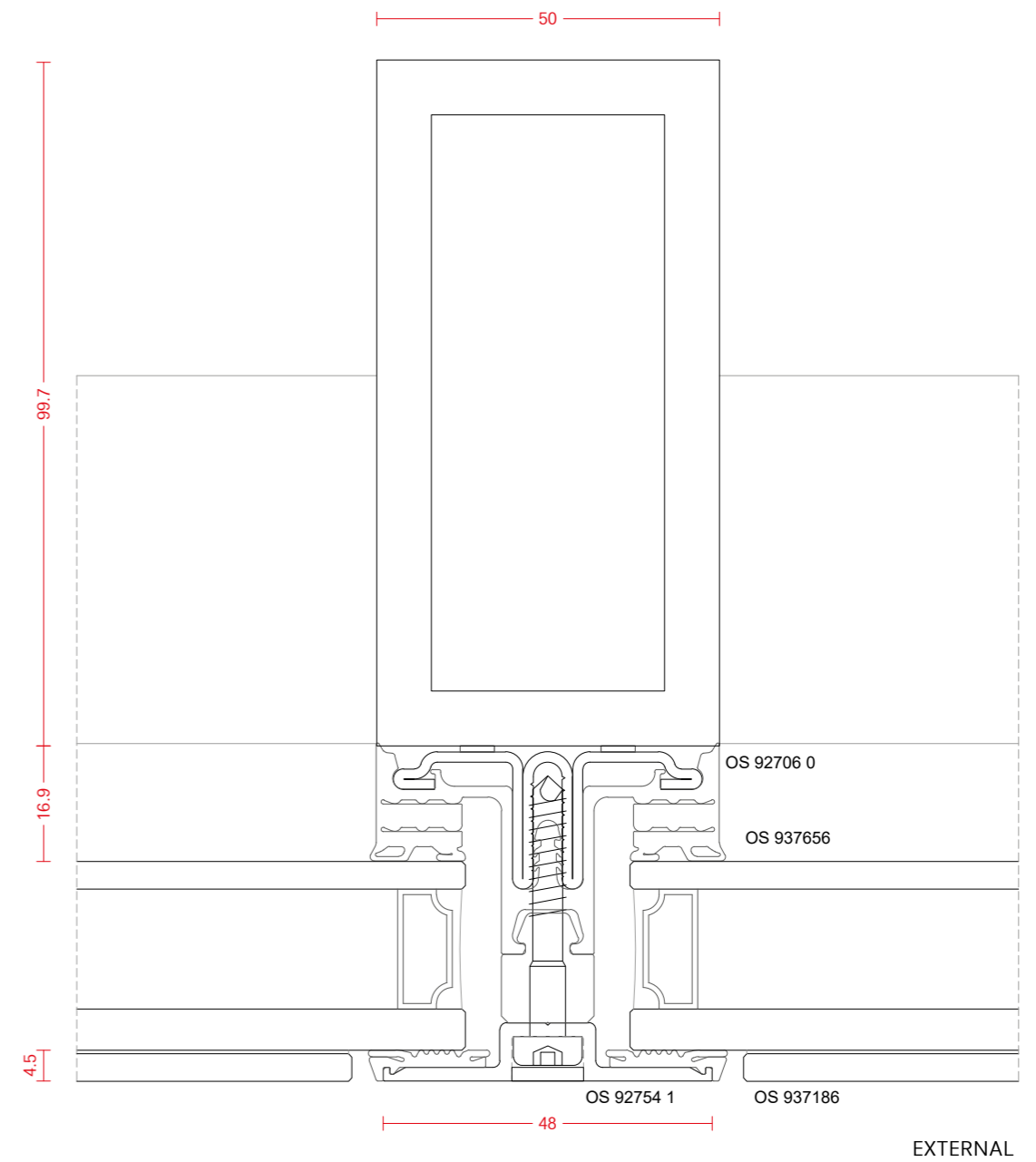
examples

SECTION 1



examples

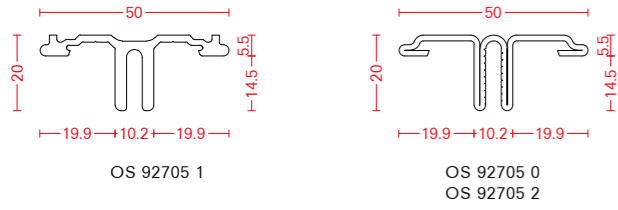
SECTION 2



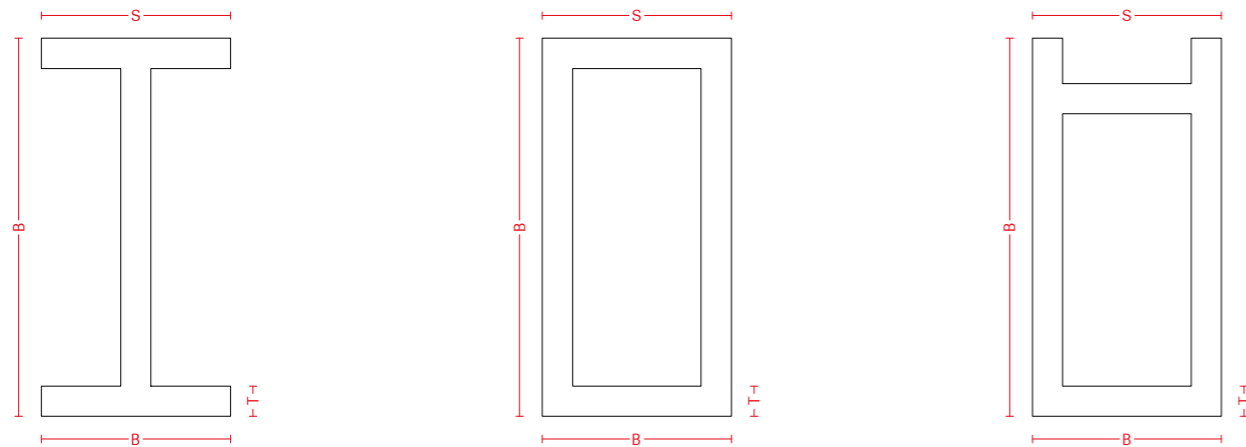
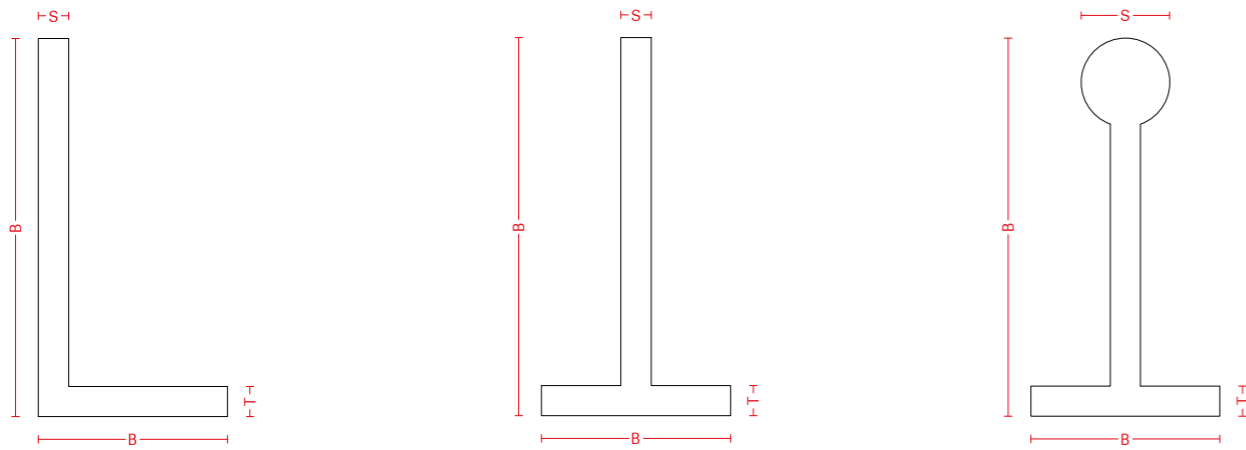


fixing channels - bar length 6000 mm

0 Pickled steel 1 Aluminium 2 Galvanized steel



examples of laser welded custom profiles

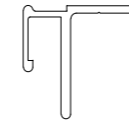


SIZES RANGE (mm)

B min	B max	H min	H max	S min	S max	T min	T max	L max
50	400	40	1000	4	30	4	50	15000

complementary profiles - bar length 6000 mm

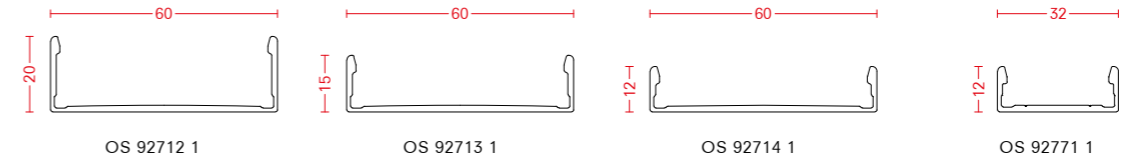
1 Aluminium



OS 92704 1
VAPOUR BARRIER
FIXING PROFILE

snap-on cover caps - bar length 6000 mm

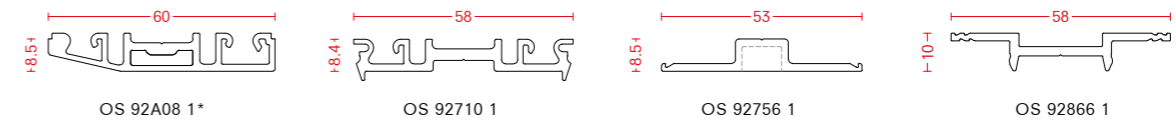
1 Aluminium



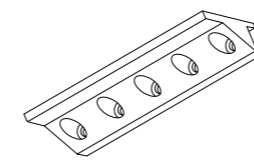
pressure plates - bar length 6000 mm

1 Aluminium

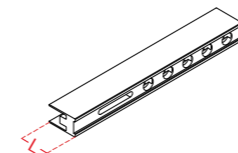
*minimum quantity required



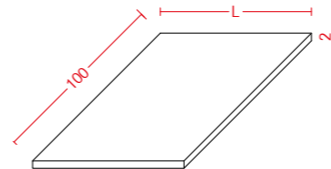
glass supports



OS 957530



OS 957290



OS 785016

CODE	width	CODE	width
OS 957530	20 mm	OS 957540	40 mm
OS 957531	22 mm	OS 957541	42 mm
OS 957532	24 mm	OS 957542	44 mm
OS 957533	26 mm	OS 957543	46 mm
OS 957534	28 mm	OS 957544	48 mm
OS 957535	30 mm	OS 957545	50 mm
OS 957536	32 mm	OS 957546	52 mm
OS 957537	34 mm	OS 957547	54 mm
OS 957538	36 mm	OS 957548	56 mm
OS 957539	38 mm	OS 957549	58 mm
		OS 957550	60 mm

CODE	width
OS 957290	21,5 mm
OS 957291	25,5 mm
OS 957292	29,5 mm
OS 957293	33,5 mm
OS 957294	37,5 mm
OS 957295	41,5 mm
OS 957296	45,5 mm
OS 957297	49,5 mm

CODE	width	CODE	width
OS 785016	26 mm	OS 785105	42 mm
OS 785032	28 mm	OS 785113	44 mm
OS 785040	30 mm	OS 785172	46 mm
OS 785059	32 mm	OS 785792	48 mm
OS 785067	34 mm	OS 785806	50 mm
OS 785075	36 mm	OS 785814	52 mm
OS 785083	38 mm	OS 785822	54 mm
OS 785091	40 mm		



OS 958822
L 22 mm

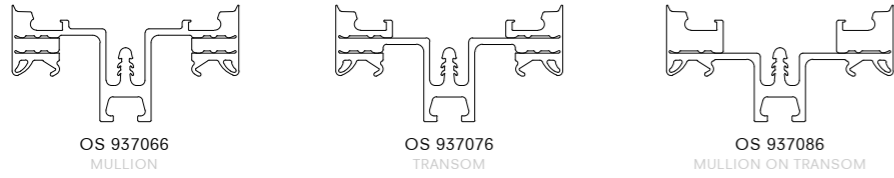


OS 958824
L 24 mm



OS 957303

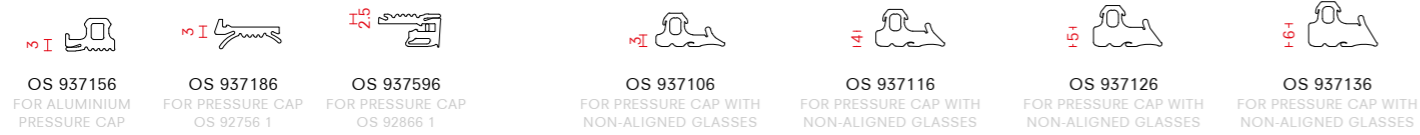
gaskets for mullions and transoms - three levels



compensation of infill thickness inside



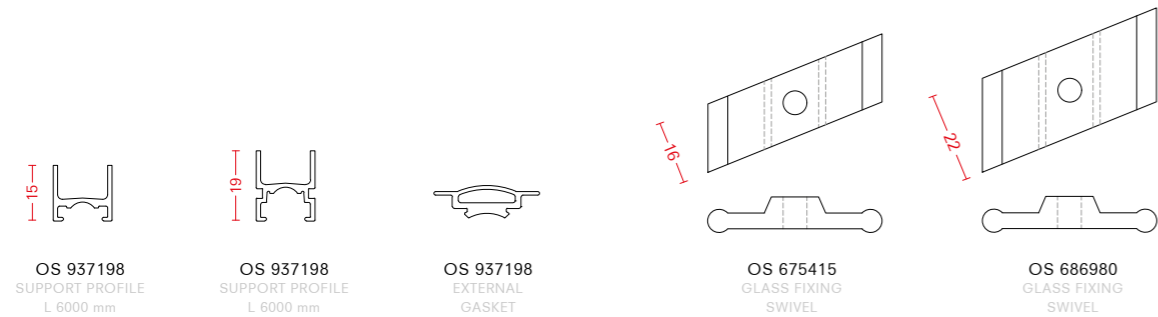
pressure caps gaskets



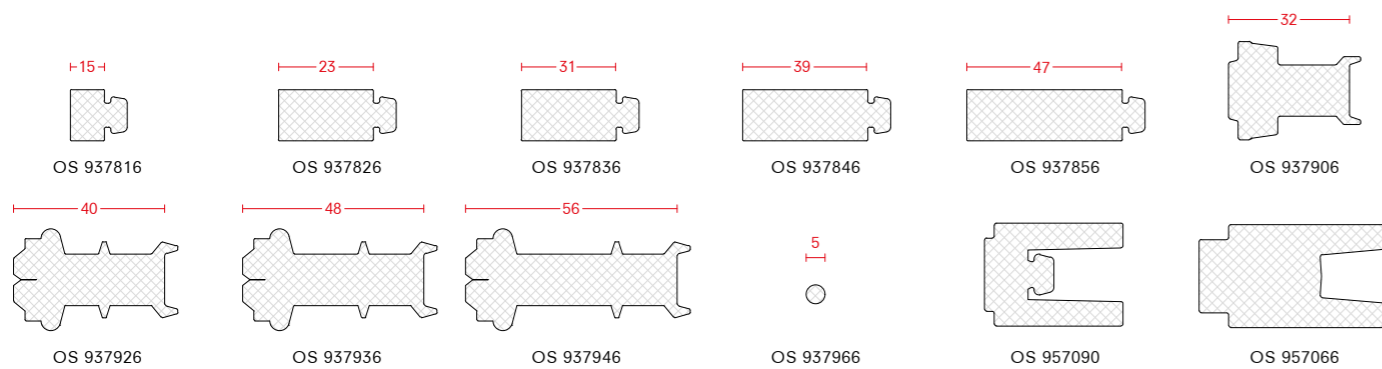
silicone



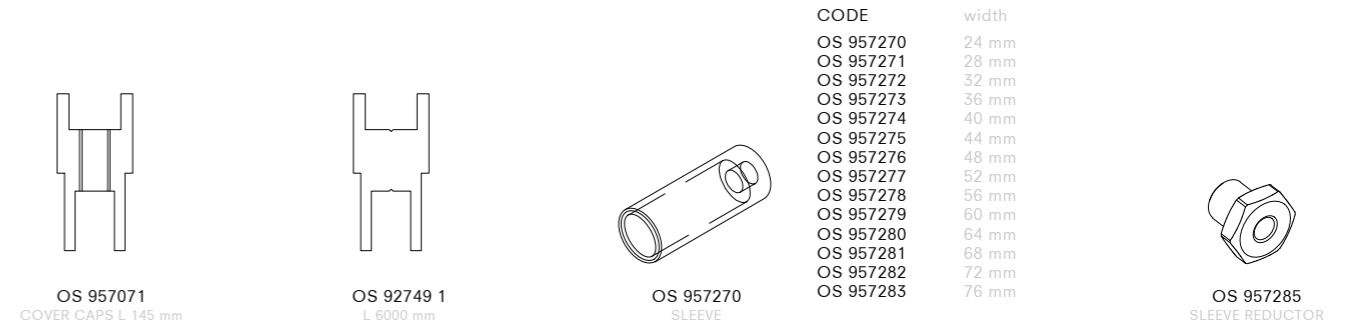
accessories for structurals glazing



Isolating foam gaskets



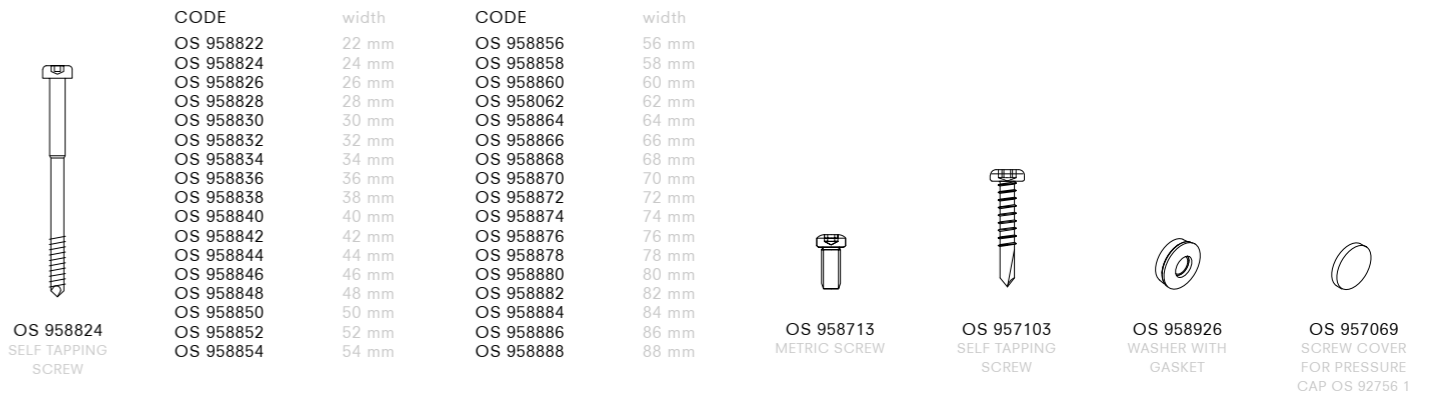
support for shading systems



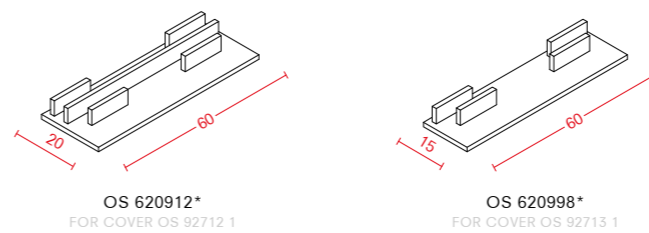
intersection cover and sealing pieces



stainless steel screws



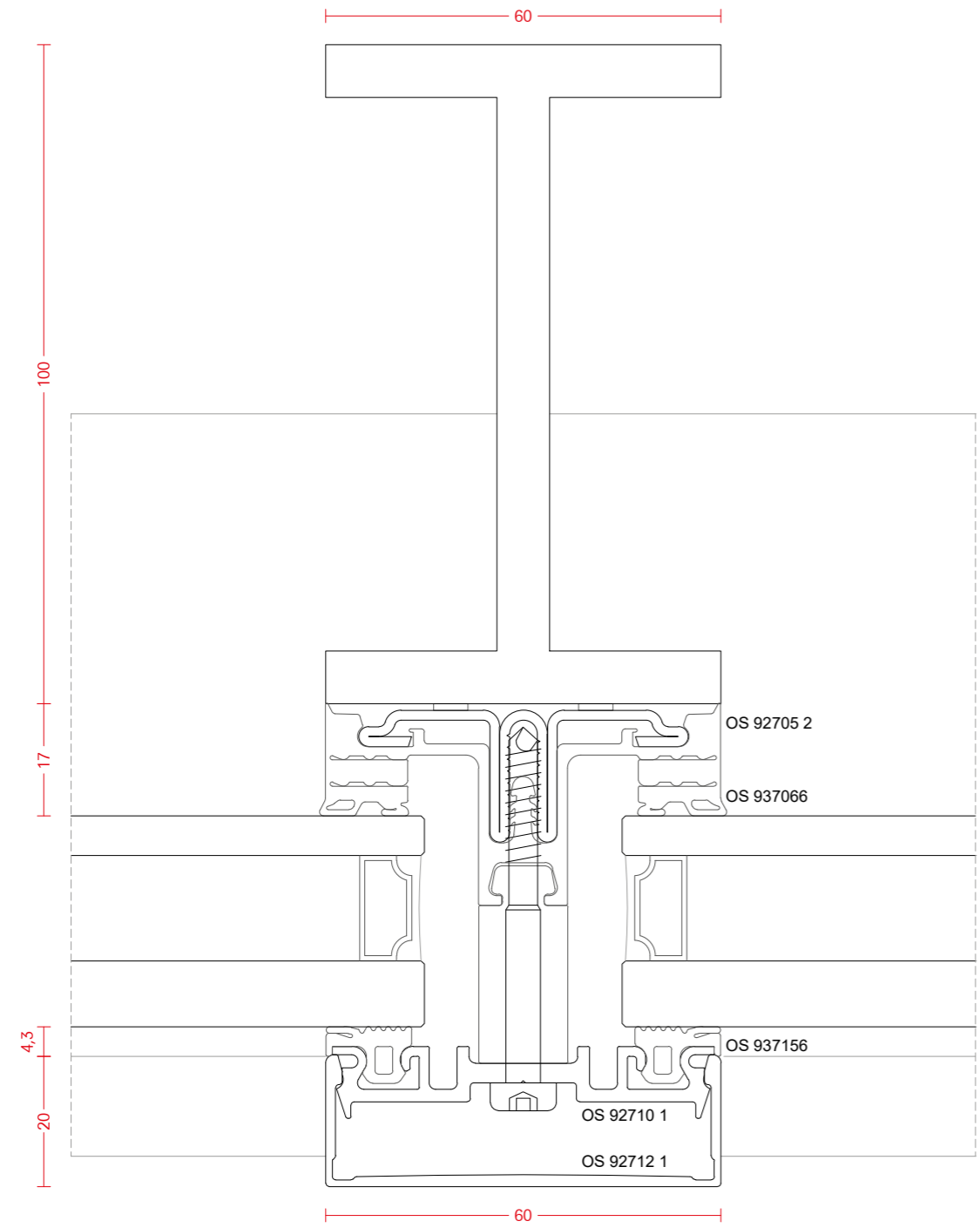
cover caps



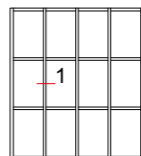
*minimum quantity required

examples

SECTION 1

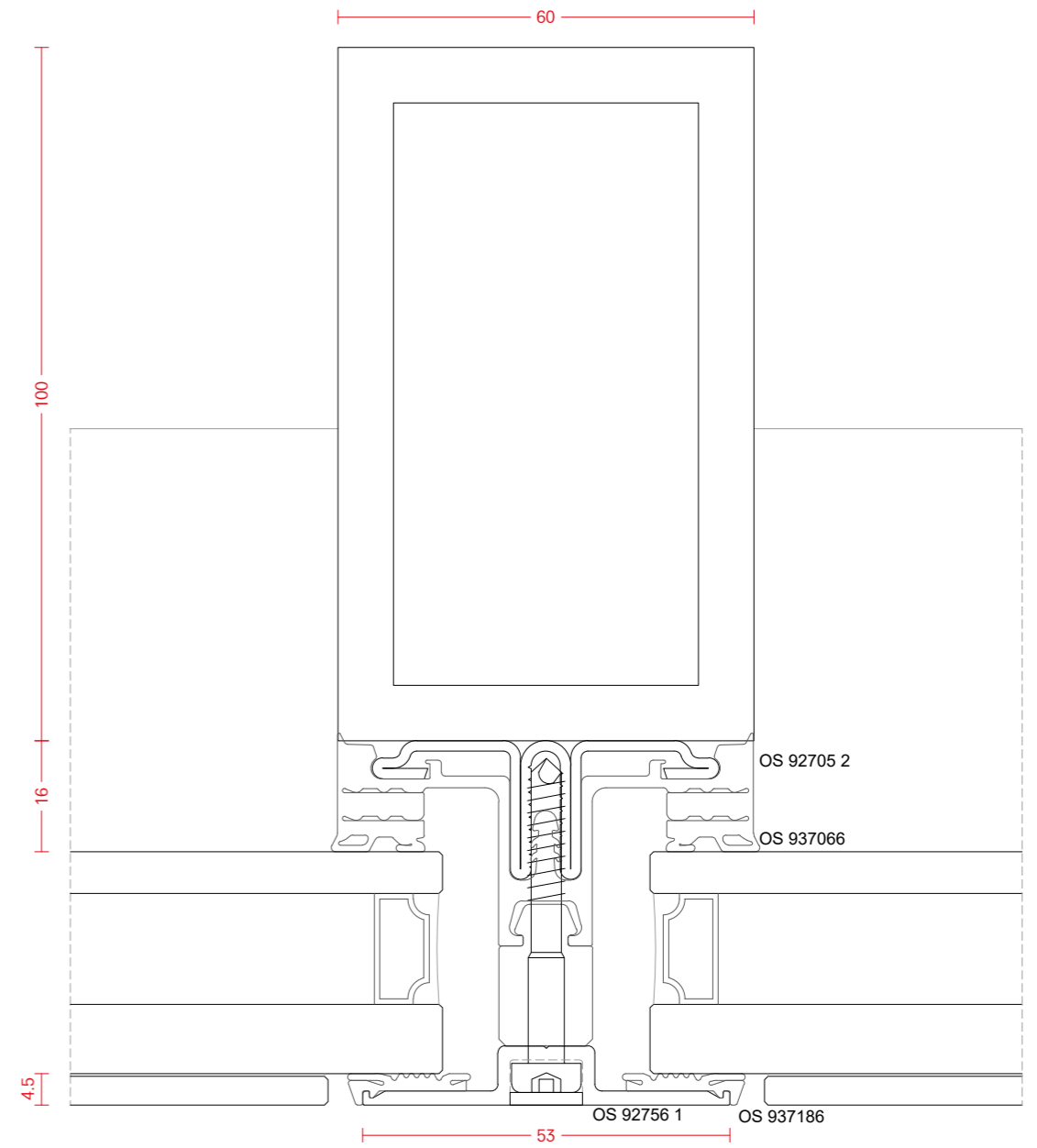


EXTERNAL

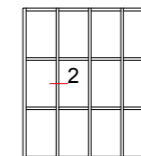



examples

SECTION 2



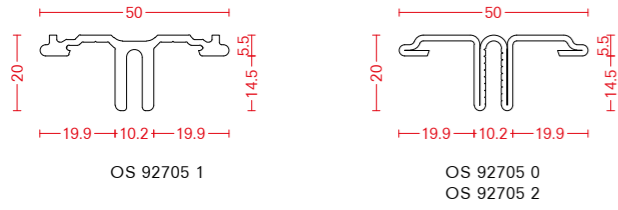
EXTERNAL



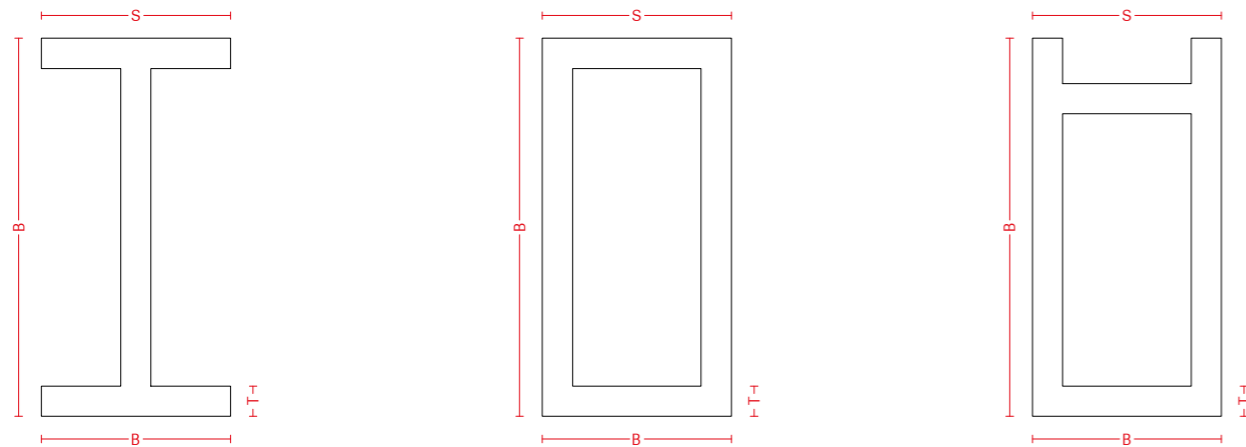
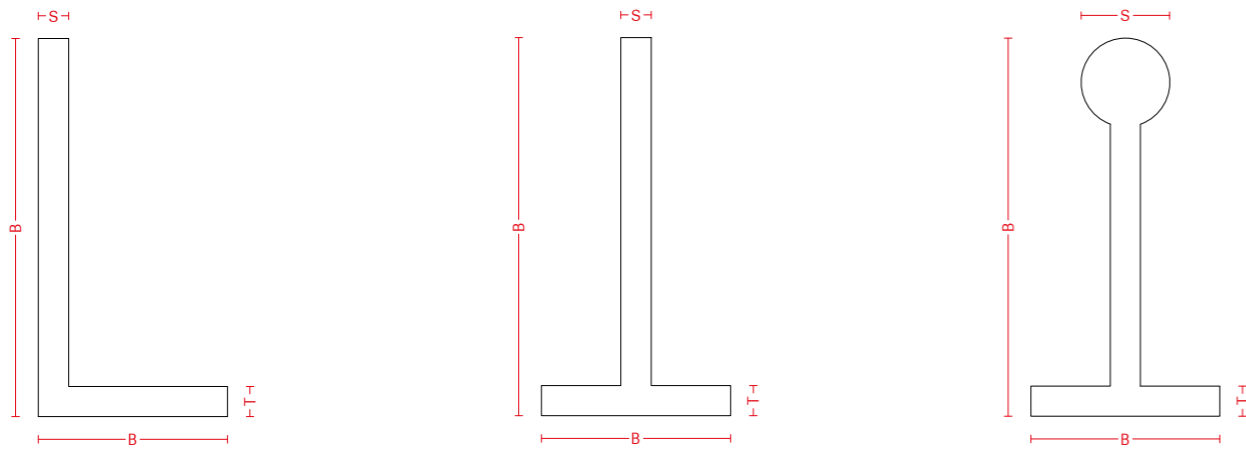


fixing channels - bar lenght 6000 mm

0 Pickled steel 1 Aluminium 2 Galvanized steel



examples of laser welded custom profiles

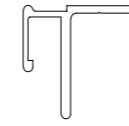


SIZES RANGE (mm)

B min	B max	H min	H max	S min	S max	T min	T max	L max
50	400	40	1000	4	30	4	50	15000

complementary profiles - bar lenght 6000 mm

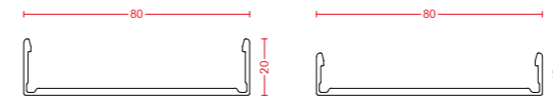
1 Aluminium



OS 92704 1
VAPOUR BARRIER
FIXING PROFILE

snap-on cover caps - bar lenght 6000 mm

1 Aluminium

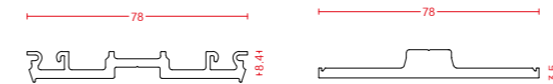


OS 92725 1

OS 92726 1

pressure plates

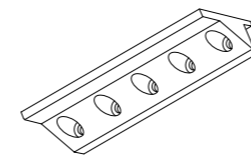
1 Aluminium



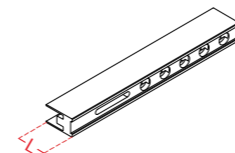
OS 92720 1

OS 92721 1

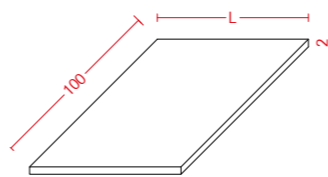
glass supports



OS 957530



OS 957290



OS 785016

CODE	width	CODE	width
OS 957530	20 mm	OS 957540	40 mm
OS 957531	22 mm	OS 957541	42 mm
OS 957532	24 mm	OS 957542	44 mm
OS 957533	26 mm	OS 957543	46 mm
OS 957534	28 mm	OS 957544	48 mm
OS 957535	30 mm	OS 957545	50 mm
OS 957536	32 mm	OS 957546	52 mm
OS 957537	34 mm	OS 957547	54 mm
OS 957538	36 mm	OS 957548	56 mm
OS 957539	38 mm	OS 957549	58 mm
		OS 957550	60 mm

CODE	width
OS 957290	21,5 mm
OS 957291	25,5 mm
OS 957292	29,5 mm
OS 957293	33,5 mm
OS 957294	37,5 mm
OS 957295	41,5 mm
OS 957296	45,5 mm
OS 957297	49,5 mm

CODE	width	CODE	width
OS 785016	26 mm	OS 785105	42 mm
OS 785032	28 mm	OS 785113	44 mm
OS 785040	30 mm	OS 785172	46 mm
OS 785059	32 mm	OS 785792	48 mm
OS 785067	34 mm	OS 785806	50 mm
OS 785075	36 mm	OS 785814	52 mm
OS 785083	38 mm	OS 785822	54 mm
OS 785091	40 mm		



OS 958822
L 22 mm

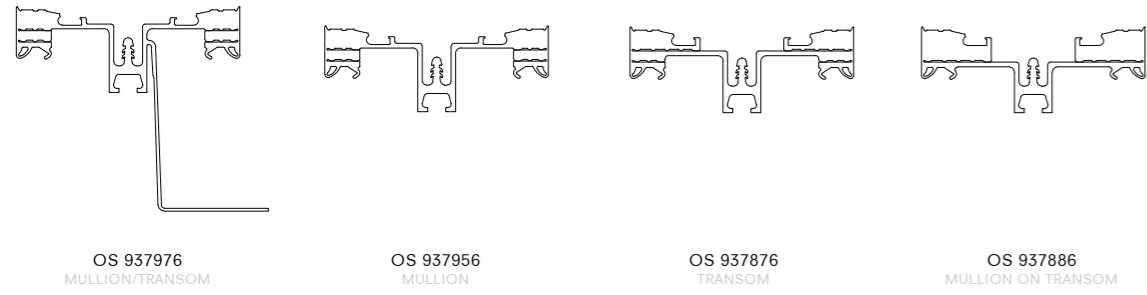


OS 958824
L 24 mm

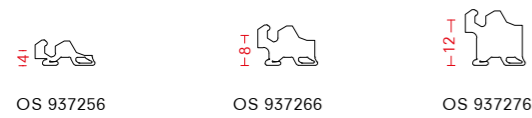


OS 957303

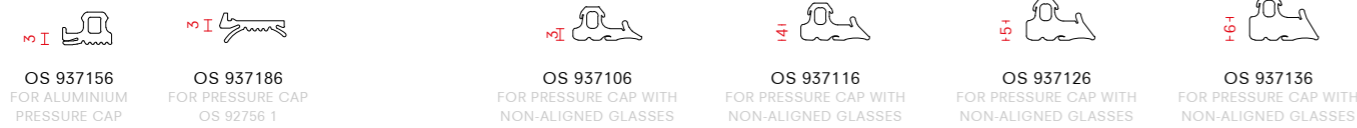
gaskets for mullions and transoms - three levels



compensation of infill thickness inside



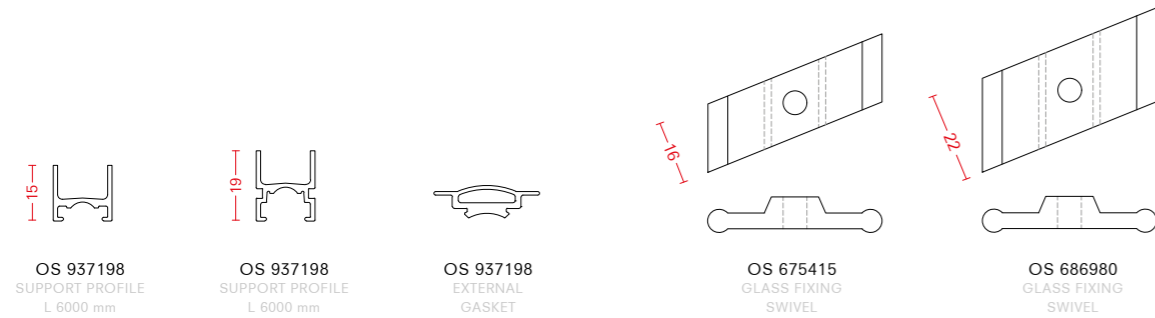
pressure caps gaskets



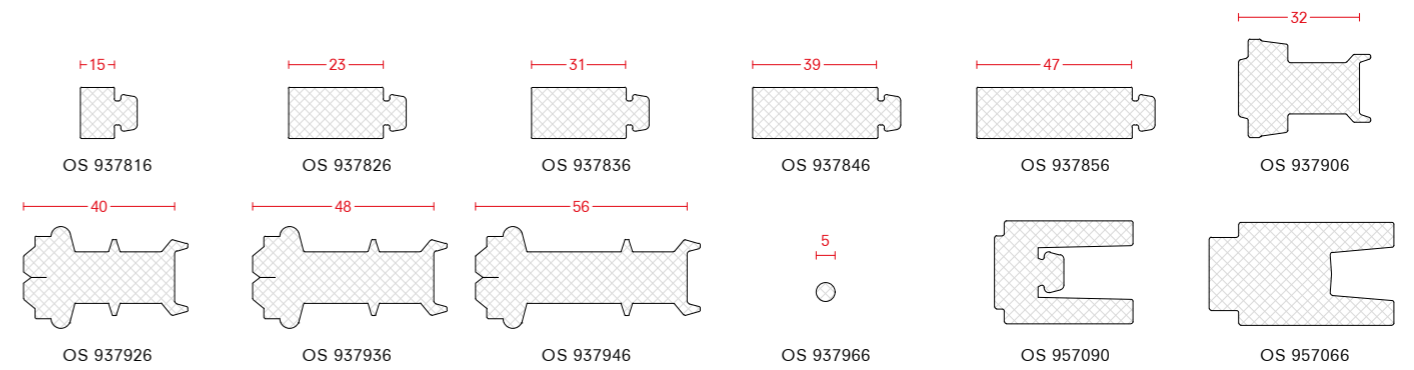
silicone



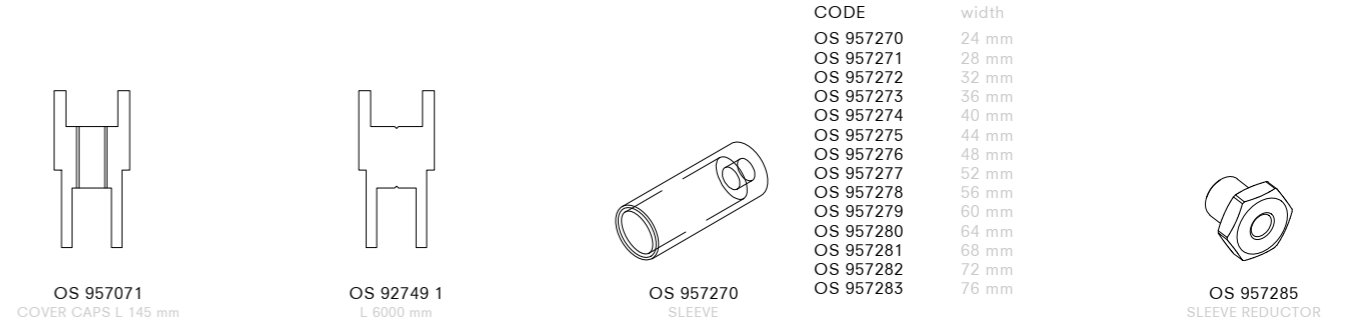
accessories for structurals glazing



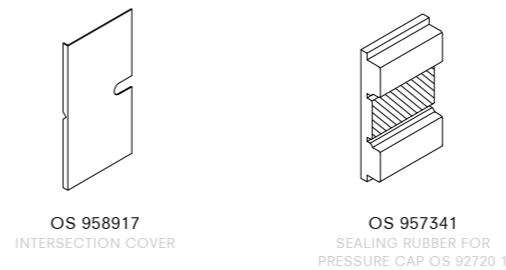
isolating foam gaskets



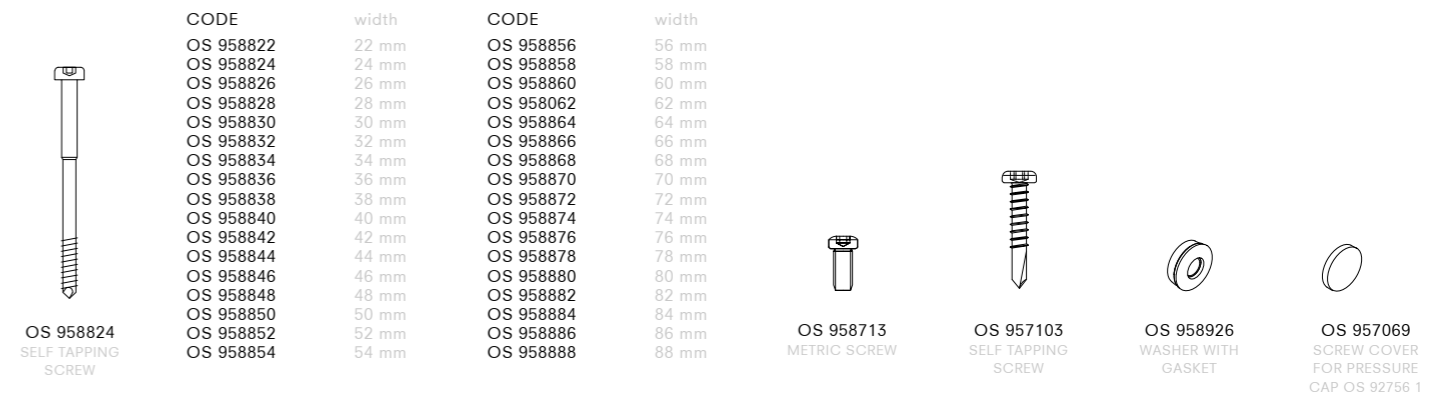
support for shading systems



intersection cover and sealing pieces



stainless steel screws

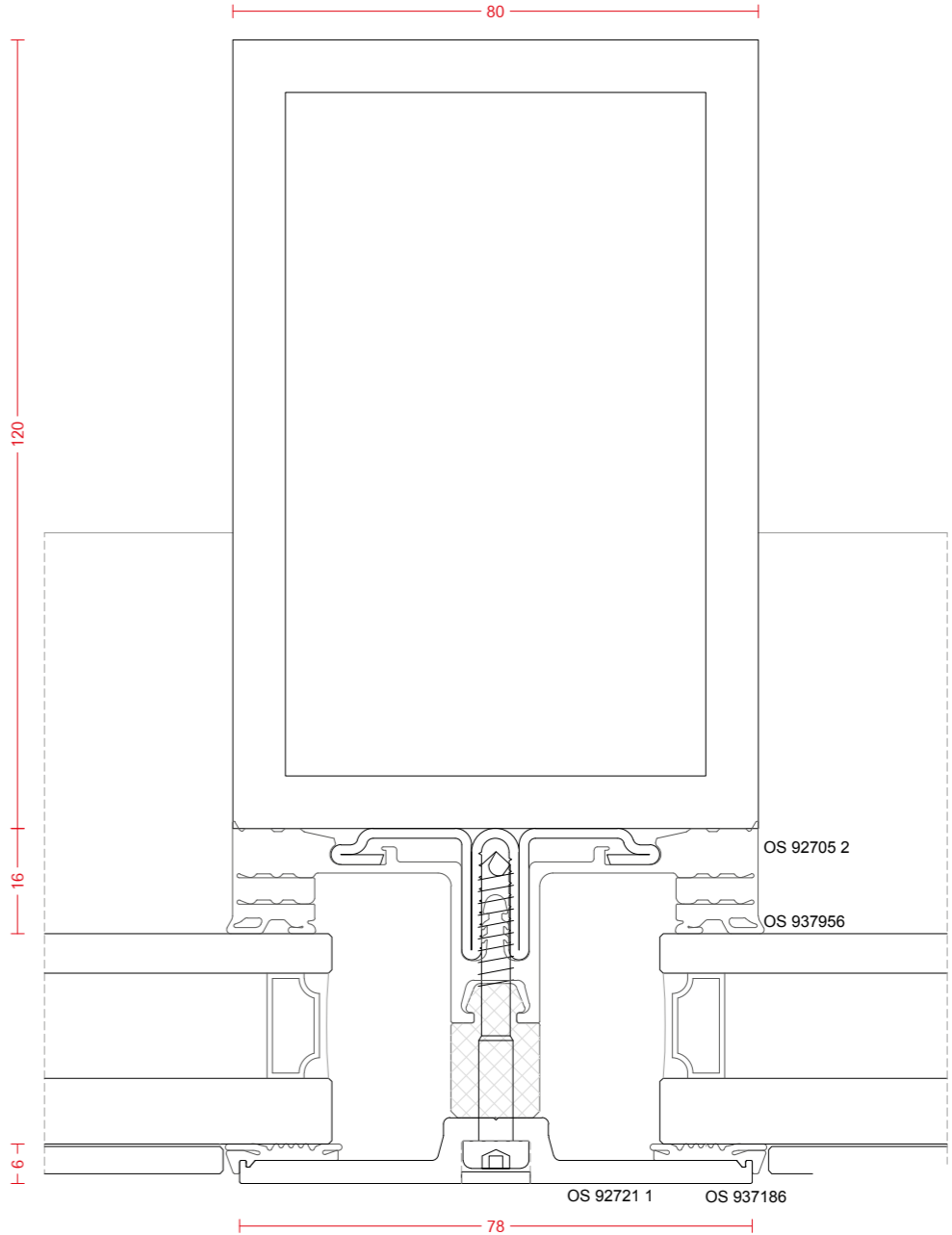
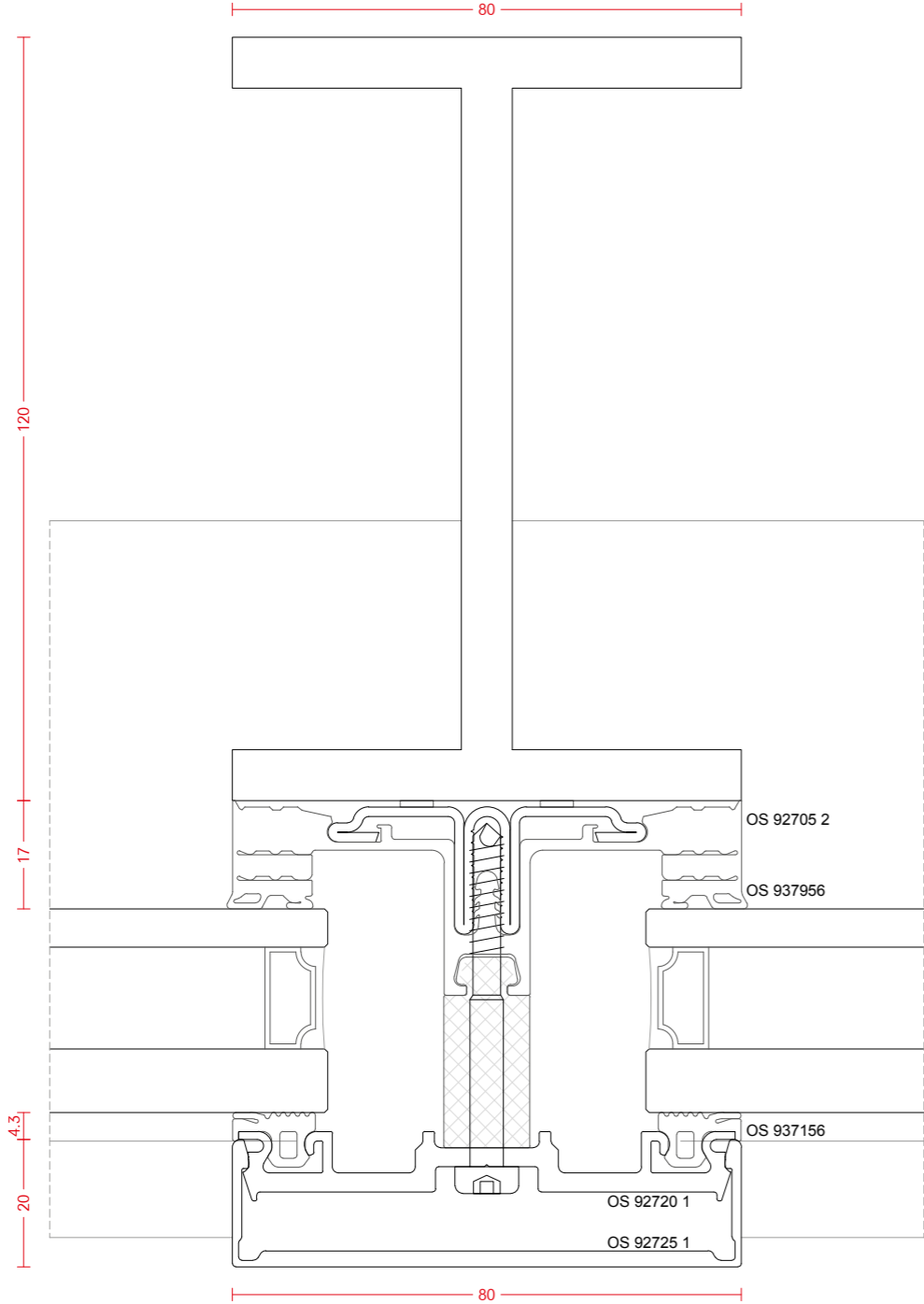


examples

examples

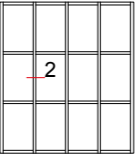
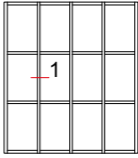
SECTION 1

SECTION 2



EXTERNAL

EXTERNAL





MILITÄR
HISTORIS
MUSEUM



ACCESSORIES

Generic accessories

HERITAGE collection

TIMELESS collection

ONE collection

GENERIC ACCESSORIES

A window is as good as its fittings and accessories and good accessories become a challenge when sashes have to operate in reduced spaces and fixed to slender frames.

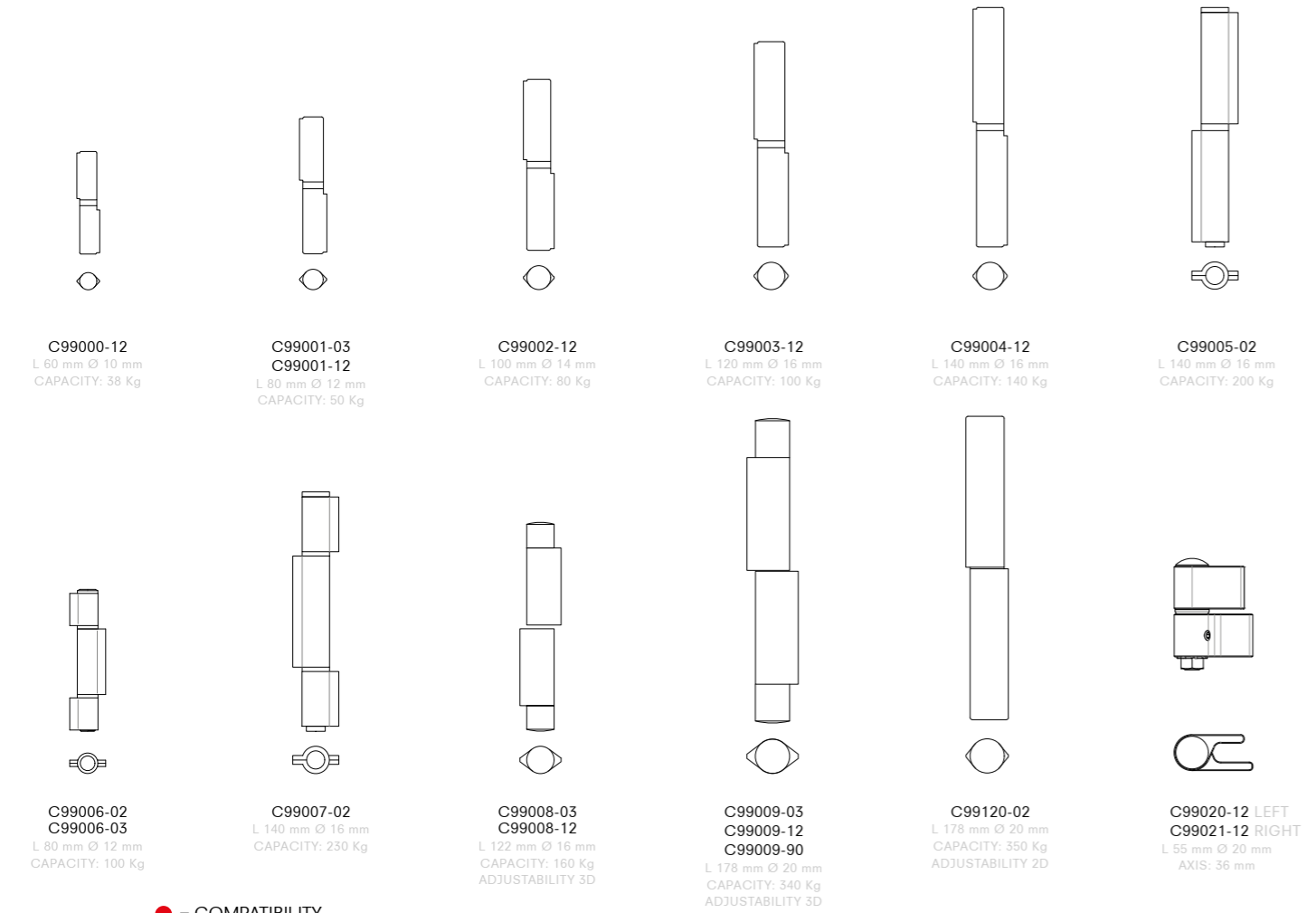
We have selected fittings from reliable manufacturers and adapted them in-house to our window and door systems.



weld-on hinges

stated load capacity for two hinges

-02 Galvanized steel -03 Stainless steel AISI 304 2B -12 Pickled steel -90 Not treated



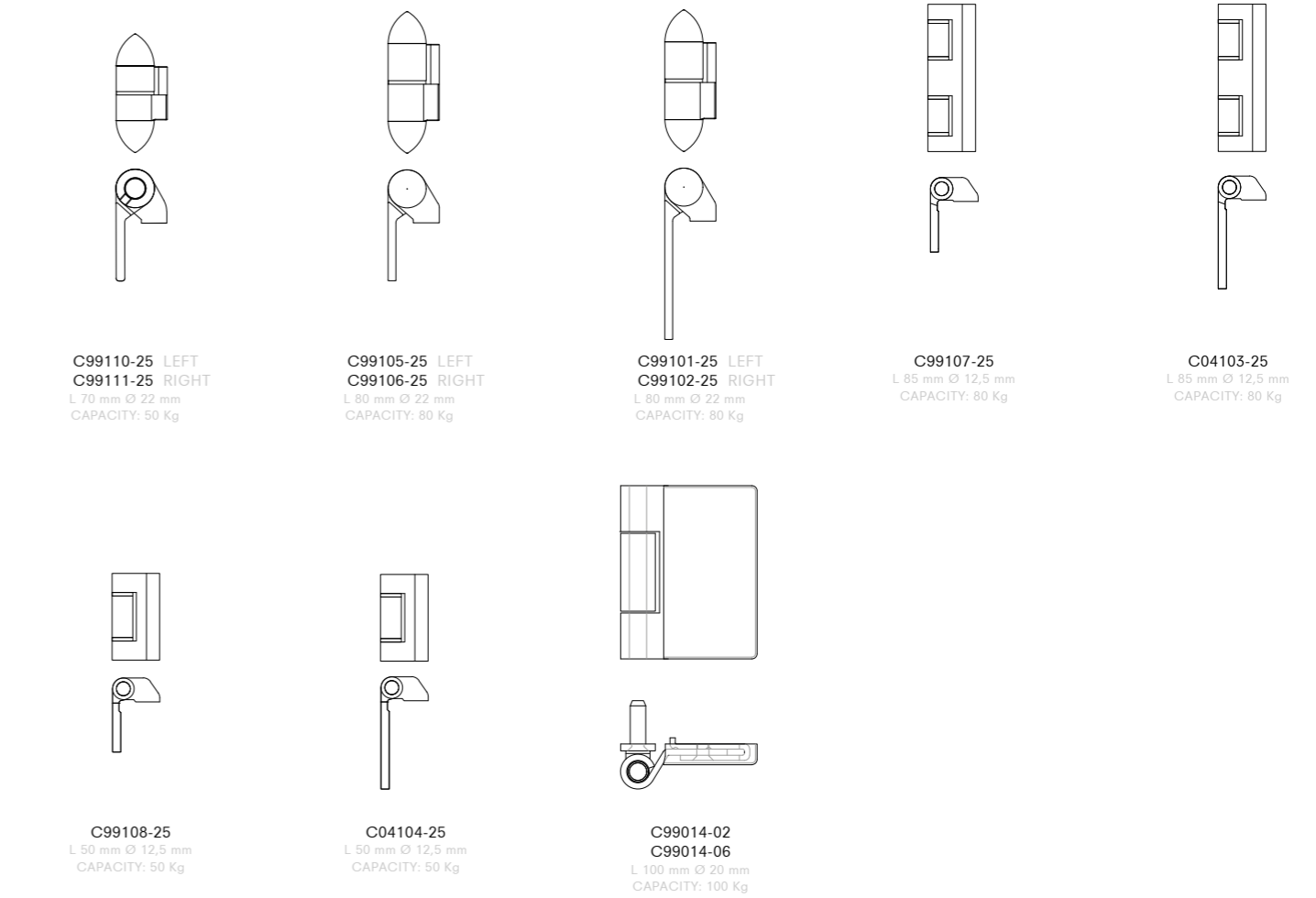
● = COMPATIBILITY

	FerroFinestra W20	FerroFinestra W40	FerroFinestra W50 TB	FerroFinestra CPX TB	BronzoFinestra B40	Mogs M65 Steel	Mogs M65 TB Steel	Mogs M65 TB Cor-Ten	Mogs M65 TB Stainless Steel
C99000-12	●	●	●						
C99001-12	●	●	●			●	●	●	
C99001-03									●
C99002-12		●	●			●	●	●	
C99003-12		●	●			●	●	●	
C99004-12		●	●			●	●	●	
C99005-02		●	●			●	●	●	
C99006-02		●	●			●	●	●	
C99006-03									●
C99007-02		●	●			●	●	●	
C99008-12		●	●			●	●	●	
C99008-03									●
C99009-12						●	●	●	
C99009-03									●
C99009-90								●	
C99120-02						●	●	●	
C99020-12		●	●			●	●	●	
C99021-12		●	●			●	●	●	

screw-on hinges

stated load capacity for two hinges

-02 Galvanized steel -06 Satin stainless steel AISI 316L -25 Natural brass



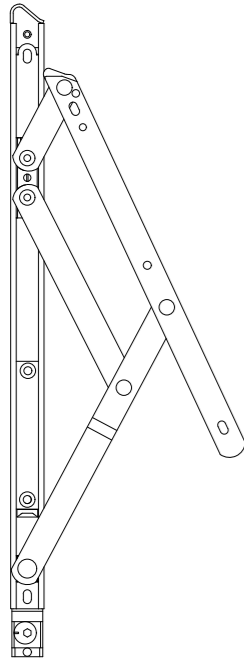
● = COMPATIBILITY

	FerroFinestra W20	FerroFinestra W40	FerroFinestra W50 TB	FerroFinestra CPX TB	BronzoFinestra B40	Mogs M65 Steel	Mogs M65 TB Steel	Mogs M65 TB Cor-Ten	Mogs M65 TB Stainless Steel
C99110-25	●	●			●				
C99111-25	●	●			●				
C99105-25	●	●			●				
C99106-25	●	●			●				
C99101-25			●						
C99102-25			●						
C99107-25	●	●			●				
C04103-25			●						
C99108-25	●	●			●				
C04104-25			●						
C99014-02						●	●		
C99014-06									●

friction stay

stated load capacity for two friction stays

-05 Stainless steel AISI 316L 2B



- C99201-05 40 Kg - H SASH 270÷640 mm - OPENING ANGLE 50°
- C99202-05 50 Kg - H SASH 640÷800 mm - OPENING ANGLE 50°
- C99203-05 65 Kg - H SASH 800÷1100 mm - OPENING ANGLE 50°
- C99204-05 100 Kg - H SASH 600÷1100 mm - OPENING ANGLE 30°
- C99205-05 100 Kg - H SASH 1100÷1500 mm - OPENING ANGLE 45°
- C99206-05 100 Kg - H SASH 1500÷2000 mm - OPENING ANGLE 20°
- C99207-05 180 Kg - H SASH 2000÷2500 mm - OPENING ANGLE 20°

VERTICAL FRICTION STAY OPEN-OUT

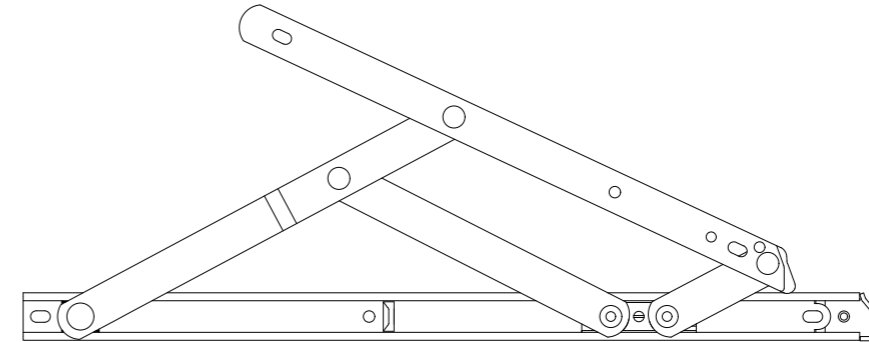
● = COMPATIBILITY

	FerroFinestra W20	FerroFinestra W40	FerroFinestra W50 TB	FerroFinestra CPX TB	BronzoFinestra B40	Mogs M65 Steel	Mogs M65 TB Steel	Mogs M65 TB Cor-Ten	Mogs M65 TB Stainless Steel
friction stay		●	●		●	●	●	●	●

friction stay

stated load capacity for two friction stays

-05 Stainless steel AISI 316L 2B



- C99210-05 22 Kg - L SASH 300÷600 mm - OPENING ANGLE 80°
- C99211-05 24 Kg - L SASH 400÷700 mm - OPENING ANGLE 90°
- C99212-05 38 Kg - L SASH 300÷660 mm - OPENING ANGLE 85°
- C99213-05 55 Kg - L SASH 450÷840 mm - OPENING ANGLE 60°

HORIZONTAL FRICTION STAY OPEN-IN AND OPEN-OUT

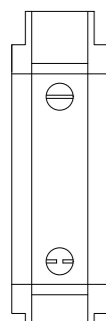
● = COMPATIBILITY

	FerroFinestra W20	FerroFinestra W40	FerroFinestra W50 TB	FerroFinestra CPX TB	BronzoFinestra B40	Mogs M65 Steel	Mogs M65 TB Steel	Mogs M65 TB Cor-Ten	Mogs M65 TB Stainless Steel
friction stay		●	●		●	●	●	●	●

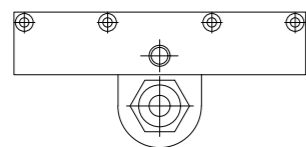
pivot hinges

stated load capacity per pair/set

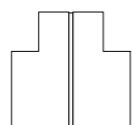
-00 Aluminium -06 Satin stainless steel AISI 316L -25 Natural brass -40 Grey



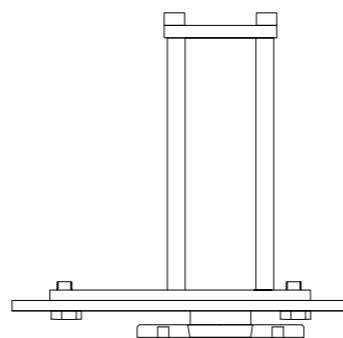
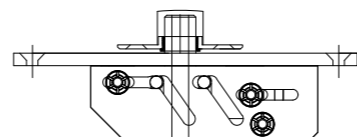
C99341-40
HORIZONTAL - 300 Kg



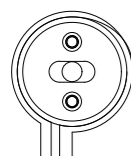
C99342-40
VERTICAL - 175 Kg



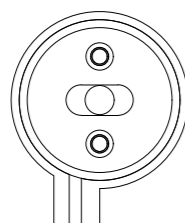
C99320-00
HORIZONTAL - 120 Kg
VERTICAL - 80 Kg



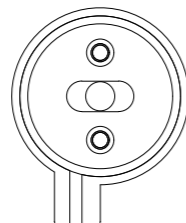
C99330-06
PIVOTING MECHANISM FOR DOORS
VERTICAL - 500 Kg



C99326-25
HORIZONTAL - 60 Kg



C99325-25
HORIZONTAL - 70 Kg



C99324-25
HORIZONTAL - 70 Kg

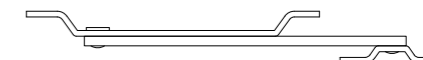
opening restrictors

stated load capacity per pair/set

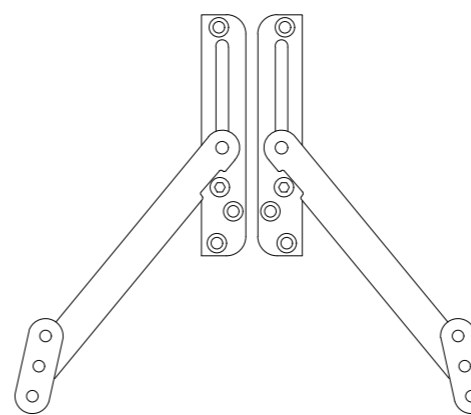
-02 Galvanized steel -05 Stainless steel AISI 316L 2B



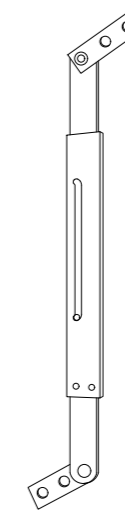
E99204-02
OPENING RESTRICTOR FOR PROFILES
WITH FITTING GROOVE



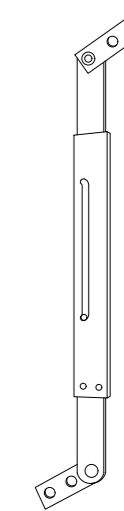
E99202-02
OPENING RESTRICTOR PAIR



E99201-02
OPENING RESTRICTOR PAIR



E99203-05
OPENING RESTRICTOR PAIR
WITH LATCH FOR TOP HUNG
CAPACITY 110 Kg



E99205-05
OPENING RESTRICTOR PAIR
WITH LATCH FOR BOTTOM HUNG
CAPACITY 110 Kg

● = COMPATIBILITY

	Ferofinestra W20	Ferofinestra W40	Ferofinestra W50 TB	Ferofinestra CPX TB	Bronzofinestra B40	Mogs M65 Steel	Mogs M65 TB Steel	Mogs M65 TB Cor-Ten	Mogs M65 TB Stainless Steel
C99341-40						●	●	●	●
C99342-40						●	●	●	●
C99320-00			●			●	●	●	●
C99330-06						●	●	●	●
C99326-25	●								
C99325-25		●							
C99324-25			●						

● = COMPATIBILITY

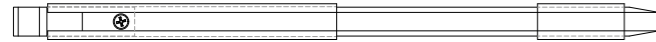
	Ferofinestra W20	Ferofinestra W40	Ferofinestra W50 TB	Ferofinestra CPX TB	Bronzofinestra B40	Mogs M65 Steel	Mogs M65 TB Steel	Mogs M65 TB Cor-Ten	Mogs M65 TB Stainless Steel
E99201-02			●			●	●	●	●
E99202-02	●	●			●				
E99203-05	●	●	●		●	●	●	●	●
E99204-02						●	●	●	●
E99205-05	●	●	●		●	●	●	●	●

flush bolts

- 15 Satin chrome -16 Brushed copper -17 Dark bronze -18 Oil rubbed bronze
- 19 Burnished brass (only for L 150 mm) -42 Gun metal -43 Matt black




E99001-XX
L 150 mm B 18,5 mm



E99002-XX
L 300 mm B 18,5 mm



E99003-XX
L 450 mm B 18,5 mm



E99005-XX
L 150 mm B 18,5 mm
FACE FIXED



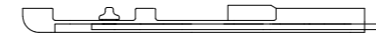
E99006-XX
L 300 mm B 18,5 mm
FACE FIXED



E99007-XX
L 450 mm B 18,5 mm
FACE FIXED

flush bolts with lever

- 02 Galvanized steel -05 Stainless steel AISI 316 2B -11 Pewter -35 Black



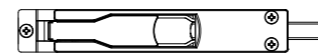
E99030-02
PAIR OF FLUSH BOLTS FOR SECOND LEAF




E99010-35
L 140 mm B 22 mm




E99011-35
L 225 mm B 22 mm




E99021-35
L 140 mm B 24 mm



E99022-35
L 220 mm B 24 mm



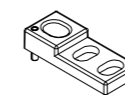
E99023-35
L 450 mm B 24 mm



E99024-35
L 650 mm B 24 mm



E99013-05
BOTTOM KEEPER



E99012-11
TOP KEEPER

● = COMPATIBILITY

	FerroFinestra W20	FerroFinestra W40	FerroFinestra W50 TB	FerroFinestra CPX TB	BronzoFinestra B40	Mogs M65 Steel	Mogs M65 TB Steel	Mogs M65 TB Cor-Ten	Mogs M65 TB Stainless Steel
E99001/2/3-XX	●	●	●		●	●	●	●	●
E99005/6/7-XX	●	●	●		●	●	●	●	●

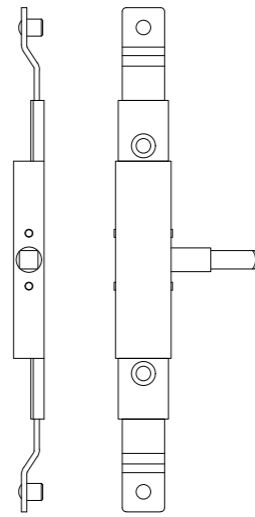
● = COMPATIBILITY

	FerroFinestra W20	FerroFinestra W40	FerroFinestra W50 TB	FerroFinestra CPX TB	BronzoFinestra B40	Mogs M65 Steel	Mogs M65 TB Steel	Mogs M65 TB Cor-Ten	Mogs M65 TB Stainless Steel
E9901X-35	●	●	●		●	●	●	●	●
E9902X-35		●	●		●	●	●	●	●
E99030-02						●			

accessories - cremone

concealed side hung cremone

-02 Galvanized steel



E99101-02 RIGHT
E99102-02 LEFT
KEY 7 mm

● = COMPATIBILITY

	FerroFinestra W20	FerroFinestra W40	FerroFinestra W50 TB	FerroFinestra CPX TB	BronzoFinestra B40	Mogs M65 Steel	Mogs M65 TB Steel	Mogs M65 TB Cor-Ten	Mogs M65 TB Stainless Steel
E99101-02		●	●		●				
E99102-02		●	●		●				

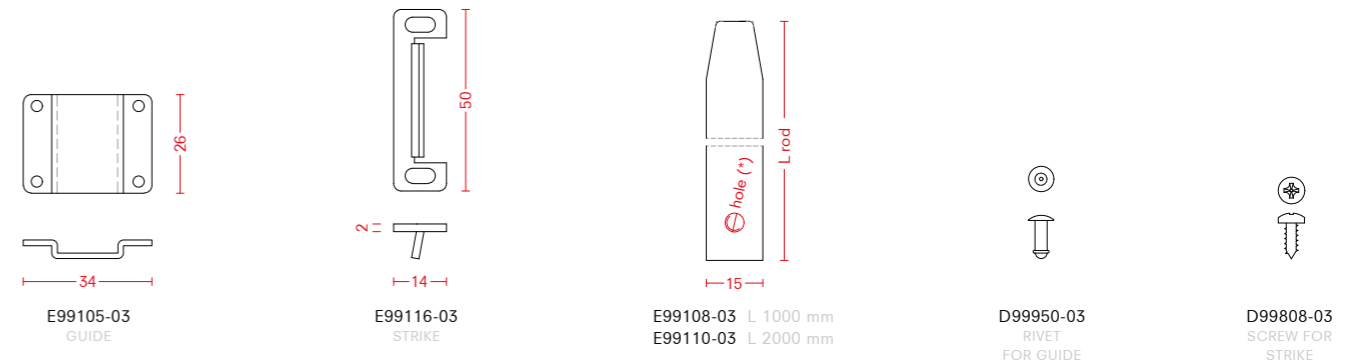
cremone compatible with rod set K9903X (W40 and B40) and K0401X (W50 TB)

accessories - rods

OTTOSTUMM

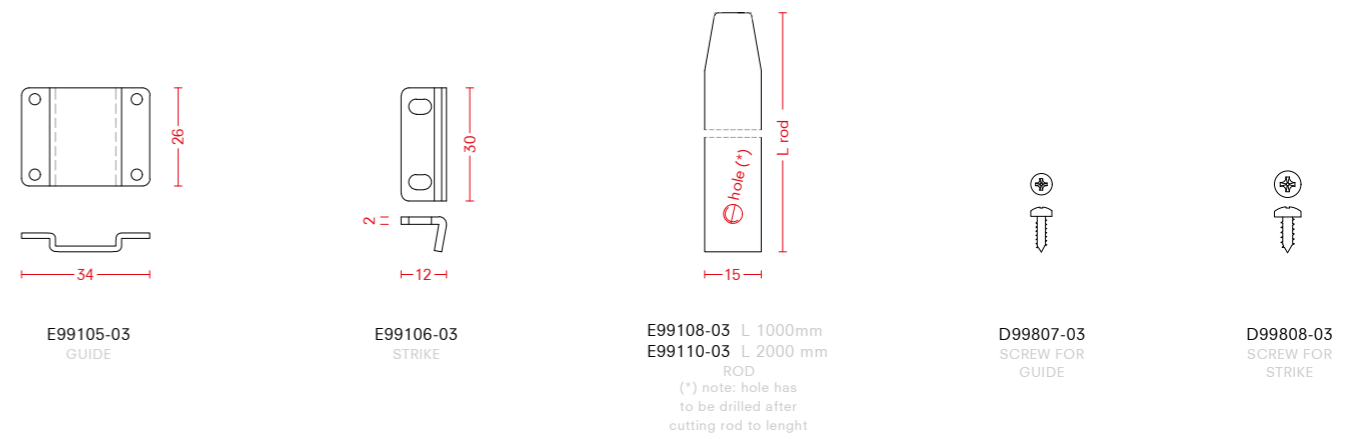
concealed push rod set for W40 and B40 - see technical folders of profile range

-03 Stainless steel AISI 304 2B



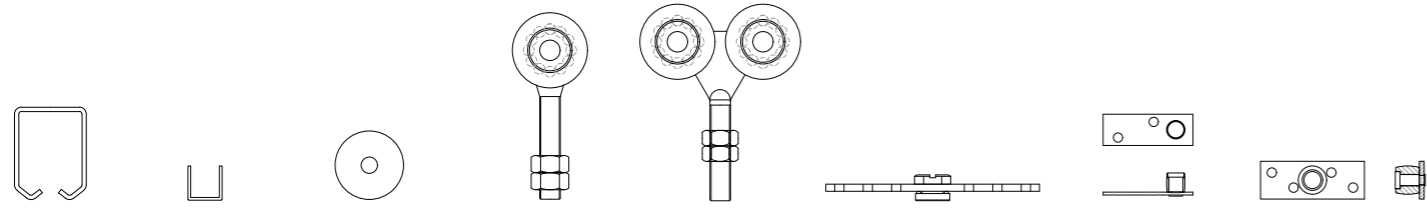
concealed push rod set for W50 TB - see technical folders of profile range

-03 Stainless steel AISI 304 2B



sliding set - see technical folders of profile range

-00 Aluminium -02 Galvanized steel

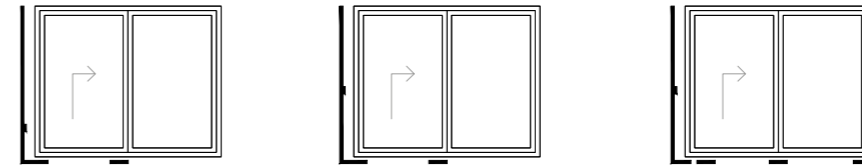


99 5442GU-02 MONORAIL L 6000 mm
 E99151-00 LOWER GUIDE L 6000 mm
 E99902-02 BACK STOP
 E99152-02 FIX TROLLEY WITH TWO WHEELS
 E99153-02 FIX TROLLEY WITH FOUR WHEELS
 E99154-02 ROTATING PLATE ON BALLS
 E99155-02 FIX PLATE WITH LATERAL OLIVE
 E99156-02 FIX PLATE WITH CENTRAL OLIVE

● = COMPATIBILITY

	FerroFinestra W20	FerroFinestra W40	FerroFinestra W50 TB	FerroFinestra CPX TB	BronzoFinestra B40	Mogs M65 Steel	Mogs M65 TB Steel	Mogs M65 TB Cor-Ten	Mogs M65 TB Stainless Steel
lift and slide		●	●			●	●	●	

lift and slide - see technical folders of profile range

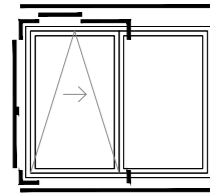


FITTINGS FOR LIFT AND SLIDE
 CAPACITY 300 Kg
 HANDLE HEIGHT: 410 mm
 FITTINGS FOR LIFT AND SLIDE
 CAPACITY 300 Kg
 HANDLE HEIGHT: 1010 mm
 FITTINGS FOR LIFT AND SLIDE
 CAPACITY 400 Kg
 HANDLE HEIGHT: 1010 mm

bifolding - see technical folders of profile range

-02 Galvanized steel -04 Satin stainless steel AISI 304 -06 Satin stainless steel AISI 316L

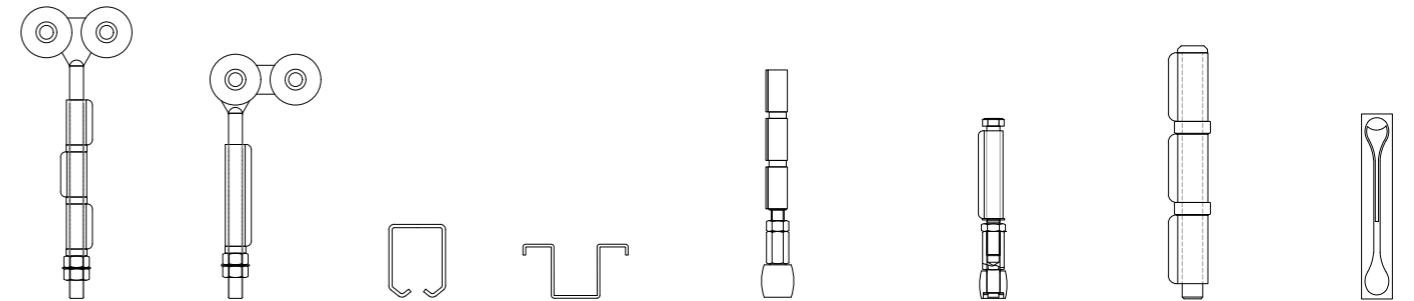
parallel opening and sliding set - see technical folders of profile range



FITTINGS FOR PARALLEL OPENING AND SLIDING DOORS
 CAPACITY UP TO 200 Kg

● = COMPATIBILITY

	FerroFinestra W20	FerroFinestra W40	FerroFinestra W50 TB	FerroFinestra CPX TB	BronzoFinestra B40	Mogs M65 Steel	Mogs M65 TB Steel	Mogs M65 TB Cor-Ten	Mogs M65 TB Stainless Steel
parallel slide						●	●	●	●



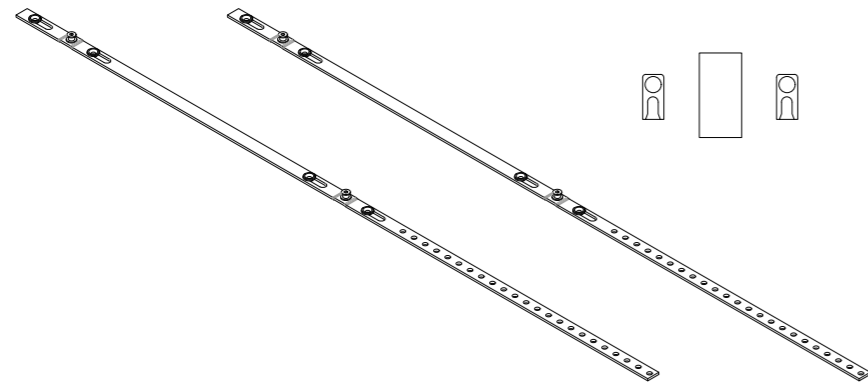
E99901-02 FIX TROLLEY WITH FOUR WHEELS AND HINGE
 E99907-02 LATERAL TROLLEY WITH FOUR WHEELS AND HINGE
 99 5442GU-02 MONORAIL L 6000 mm
 99 7840GU-02 LOWER GUIDE L 6000 mm
 99 7840GU-04 LOWER GUIDE L 6000 mm
 E99903-02 LOWER GUIDE PIN WITH OLIVE AND HINGE
 E99905-02 LOWER GUIDE PIN WITH OLIVE AND HINGE
 E99904-02 HINGE WITH THREE ROTATING LEAVES
 E99906-02 UNIDIRECTIONAL FLUSH BOLT FRONT 16 mm (RODS EXCLUDED)

● = COMPATIBILITY


	FerroFinestra W20	FerroFinestra W40	FerroFinestra W50 TB	FerroFinestra CPX TB	BronzoFinestra B40	Mogs M65 Steel	Mogs M65 TB Steel	Mogs M65 TB Cor-Ten	Mogs M65 TB Stainless Steel
bifolding		●	●			●	●	●	

multipoint locking rods

-03 Stainless steel AISI 304 2B



E99111-03
OPEN-OUT



E99112-03
OPEN-OUT

● = COMPATIBILITY

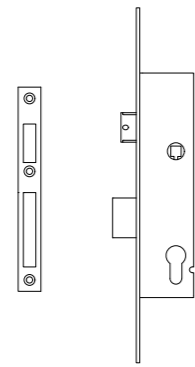
	FerroFinestra W20	FerroFinestra W40	FerroFinestra W50 TB	FerroFinestra CPX TB	BronzoFinestra B40	Mogs M65 Steel	Mogs M65 TB Steel	Mogs M65 TB Cor-Ten	Mogs M65 TB Stainless Steel
E99112-03		●			●				
E99111-03			●						

concealed multipoint and tilt and turn fittings - for details dimensions and loads see technical folders

		FerroFinestra W40	BronzoFinestra B40	Mogs M65 Steel	Mogs M65 TB Steel	Mogs M65 TB Cor-Ten	Mogs M65 TB Stainless steel
	side hung single leaf without hinges	●	●	●	●	●	●
	side hung single leaf with visible hinges			●	●	●	●
	side hung single leaf with concealed hinges	●	●	●	●	●	●
	side hung double leaves without hinges	●	●	●	●	●	●
	side hung double leaves with visible hinges			●	●	●	●
	side hung double leaves with concealed hinges	●	●	●	●	●	●
	tilt and side hung single leaf with visible hinges			●	●	●	●
	tilt and side hung single leaf with concealed hinges	●	●	●	●	●	●
	tilt and side hung double leaves with visible hinges			●	●	●	●
	tilt and side hung double leaves with concealed hinges	●	●	●	●	●	●
	bottom hung with visible hinges			●	●	●	●
	bottom hung with concealed hinges			●	●	●	●

locks

-02 Galvanized steel



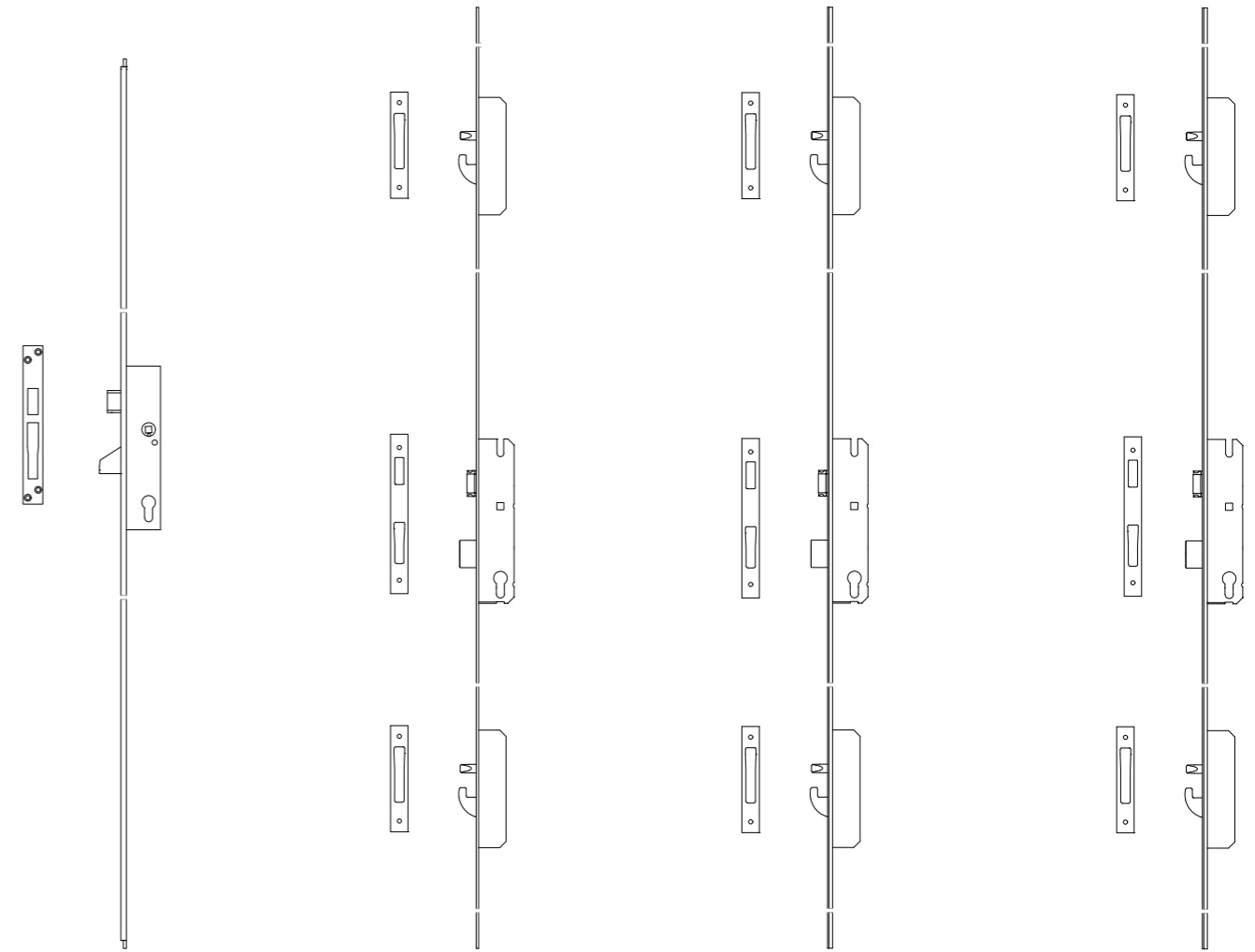
B99001-02
ONE POINT LOCK - B 35 mm
STAINLESS STEEL FRONT COVER 20x3 mm

● = COMPATIBILITY

	FerroFinestra W20	FerroFinestra W40	FerroFinestra W50 TB	FerroFinestra CPX TB	BronzoFinestra B40	Mogs M65 Steel	Mogs M65 TB Steel	Mogs M65 TB Cor-Ten	Mogs M65 TB Stainless Steel
B99001-02	●	●	●		●	●	●	●	●

multipoint locks

-02 Galvanized steel -05 Stainless steel AISI 316L 2B -11 Pewter



B99101-02
THREE POINTS LOCK
(1+2 strikes bottom and top) - B 35 mm
BLACK PAINTED FRONT COVER 24x7 mm

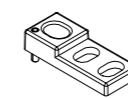
B99153-02
MULTIPOINT LOCK - B 35 mm
STAINLESS STEEL FRONT COVER 20x3 mm

B99151-02
MULTIPOINT LOCK - B 35 mm
STAINLESS STEEL FRONT COVER 24x6 mm

B99152-02
MULTIPOINT LOCK - B 45 mm
STAINLESS STEEL FRONT COVER 24x6 mm



E99013-05
BOTTOM KEEPER FOR THREE POINTS LOCK B99101-02



E99012-11
TOP KEEPER FOR THREE POINTS LOCK B99101-02

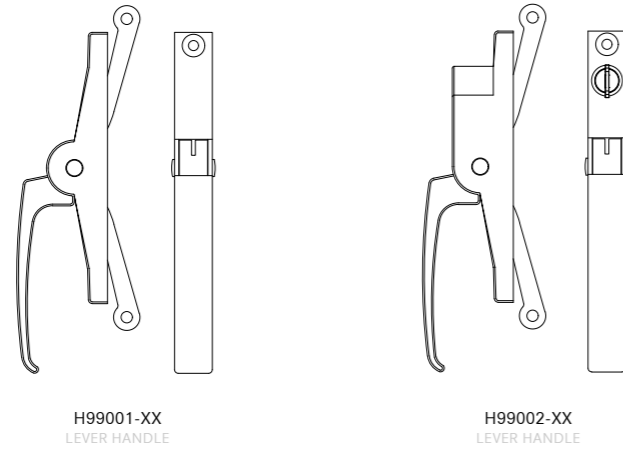
● = COMPATIBILITY

	FerroFinestra W20	FerroFinestra W40	FerroFinestra W50 TB	FerroFinestra CPX TB	BronzoFinestra B40	Mogs M65 Steel	Mogs M65 TB Steel	Mogs M65 TB Cor-Ten	Mogs M65 TB Stainless Steel
B99101-02		●	●		●				
B99153-02						●	●	●	●
B99151-02		●	●		●				
B99152-02		●	●		●				

accessories - handles and lever handles

lever handles for open-in windows

-15 Satin chrome -20 Satin brass -23 Polished brass -24 Antique nichel



H99001-XX
LEVER HANDLE

H99002-XX
LEVER HANDLE
WITH KEY

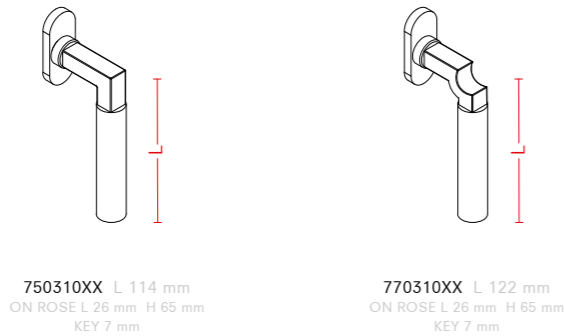
● = COMPATIBILITY

	FerroFinestra W20	FerroFinestra W40	FerroFinestra W50 TB	FerroFinestra CPX TB	BronzoFinestra B40	Mogs M65 Steel	Mogs M65 TB Steel	Mogs M65 TB Cor-Ten	Mogs M65 TB Stainless Steel
E99201-02	●	●	●		●				
E99202-02	●	●	●		●				

liveair motion handle compatible with rod set K9903X (W40 and B40) and K0401X (W50TB)

tilt and turn handles - for more options see Timeless and One collections

PN Polished nickel SN Satin nickel PB Polished brass SB Satin brass DB Dark bronze
PC Polished chrome SNEB Satin nickel/ebony wood (only for squared handles)



750310XX L 114 mm
ON ROSE L 26 mm H 65 mm
KEY 7 mm

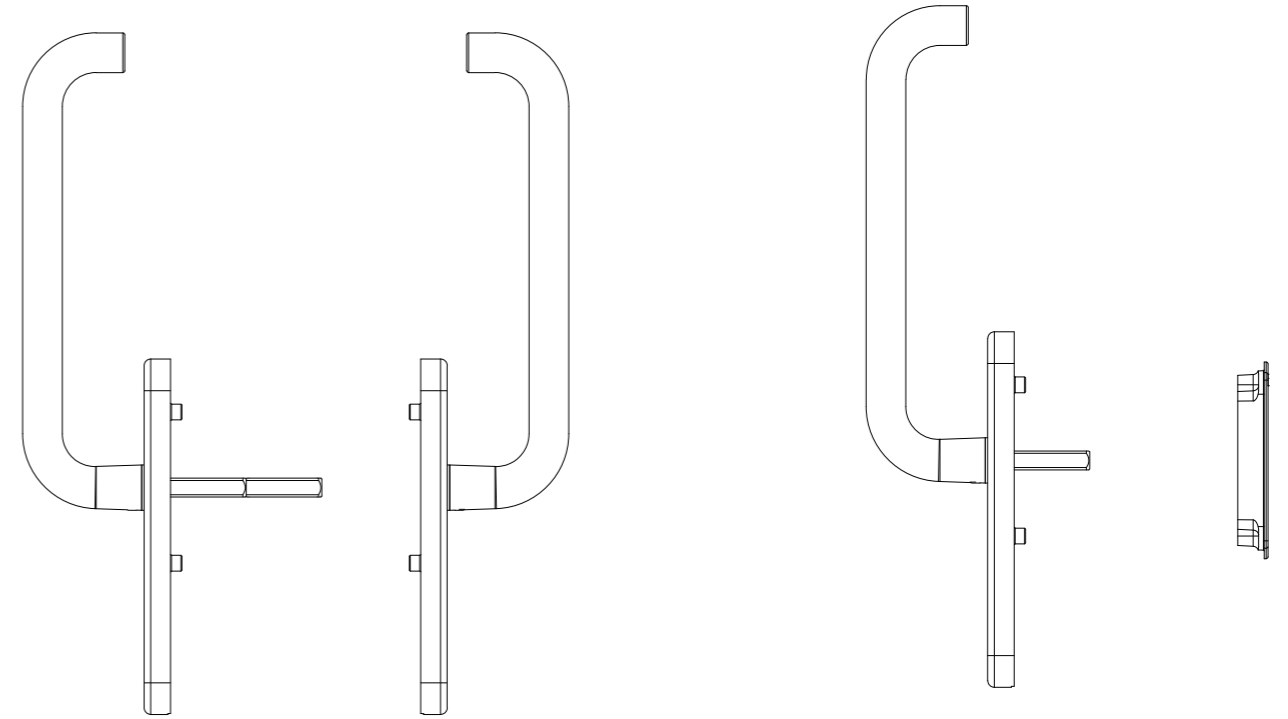
770310XX L 122 mm
ON ROSE L 26 mm H 65 mm
KEY 7 mm

● = COMPATIBILITY

	FerroFinestra W20	FerroFinestra W40	FerroFinestra W50 TB	FerroFinestra CPX TB	BronzoFinestra B40	Mogs M65 Steel	Mogs M65 TB Steel	Mogs M65 TB Cor-Ten	Mogs M65 TB Stainless Steel
tilt and turn handles		●			●	●	●	●	●

handles for lift and slide

-06 Satin stainless steel AISI 316L



H99021-06
DOUBLE HANDLE
WITH CYLINDER HOLE
ROSE L 33,5 mm
SQUARE 10 mm

H99022-06
SINGLE HANDLE / SHELL TYPE
WITHOUT CYLINDER HOLE
ROSE L 33,5 mm
SQUARE 10 mm

HERITAGE COLLECTION

With the Heritage collection, Ottostumm offers a unique variety of window fittings from different eras. These fittings are suitable for a variety of window types, which were common in the late 19th to mid-20th century. They reflect country or culture-specific peculiarities in terms of use and function of windows in those times.

Handles, peg stays, cremone bolts and connecting rods usually were visible and had a much higher esthetic claim in the past than what they do have today. Fittings did not only have the practical function, like the opening, closing and airing, but they should also enhance and beautify the windows.

A few manufacturers produce even today these historic fittings, with great attention to detail, which gives Ottostumm the possibility to equip steel windows for national heritage with fittings that meet the expectations of historians and architects who have specialized in the conservation area.

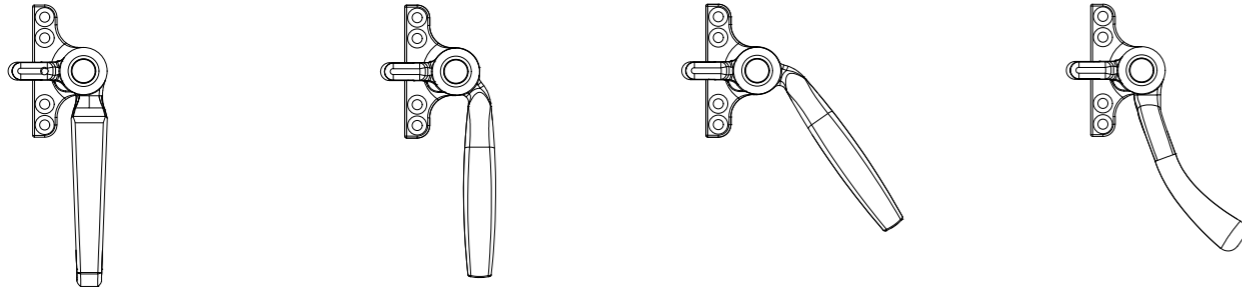
These historic fittings exude a strong nostalgia and mainly because of their rudimentary functions and playful character, they are increasingly used again for classic windows in contemporary architecture.



handles

SC Satin chrome BC Brushed copper BB Burnished brass (only for 700209-10-11-12)
 DB Dark bronze MB Matt black OB Oil rubbed bronze GM Gun metal

OPEN- IN / OPEN-OUT



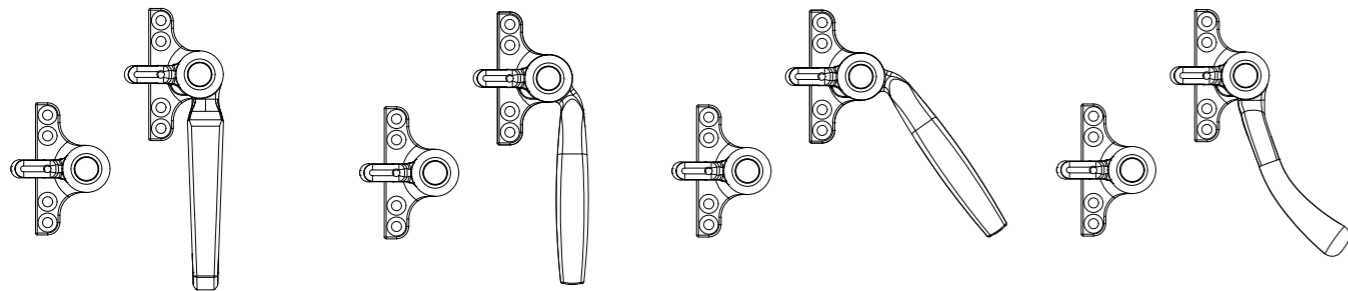
STRAIGHT
 700205XX RIGHT
 700207XX LEFT
 700206XX RIGHT WITH KEY
 700208XX LEFT WITH KEY

ARCHED
 700201XX RIGHT
 700203XX LEFT
 700202XX RIGHT WITH KEY
 700204XX LEFT WITH KEY

CURVED
 700209XX RIGHT
 700211XX LEFT
 700210XX RIGHT WITH KEY
 700212XX LEFT WITH KEY

SCROLL
 700213XX RIGHT
 700215XX LEFT
 700214XX RIGHT WITH KEY
 700216XX LEFT WITH KEY

OPEN-IN WITH TWO LOCKING POINTS



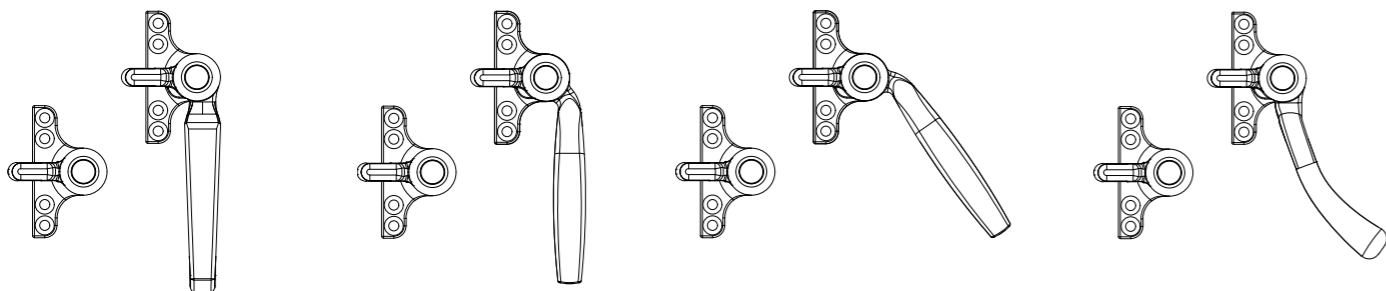
STRAIGHT
 701234XX RIGHT
 701236XX LEFT
 701235XX RIGHT WITH KEY
 701237XX LEFT WITH KEY

ARCHED
 701230XX RIGHT
 701232XX LEFT
 701231XX RIGHT WITH KEY
 701233XX LEFT WITH KEY

CURVED
 701238XX RIGHT
 701240XX LEFT
 701239XX RIGHT WITH KEY
 701241XX LEFT WITH KEY

SCROLL
 701242XX RIGHT
 701244XX LEFT
 701243XX RIGHT WITH KEY
 701245XX LEFT WITH KEY

OPEN-OUT WITH TWO LOCKING POINTS



STRAIGHT
 701204XX RIGHT
 701206XX LEFT
 701205XX RIGHT WITH KEY
 701207XX LEFT WITH KEY

ARCHED
 701200XX RIGHT
 701202XX LEFT
 701201XX RIGHT WITH KEY
 701203XX LEFT WITH KEY

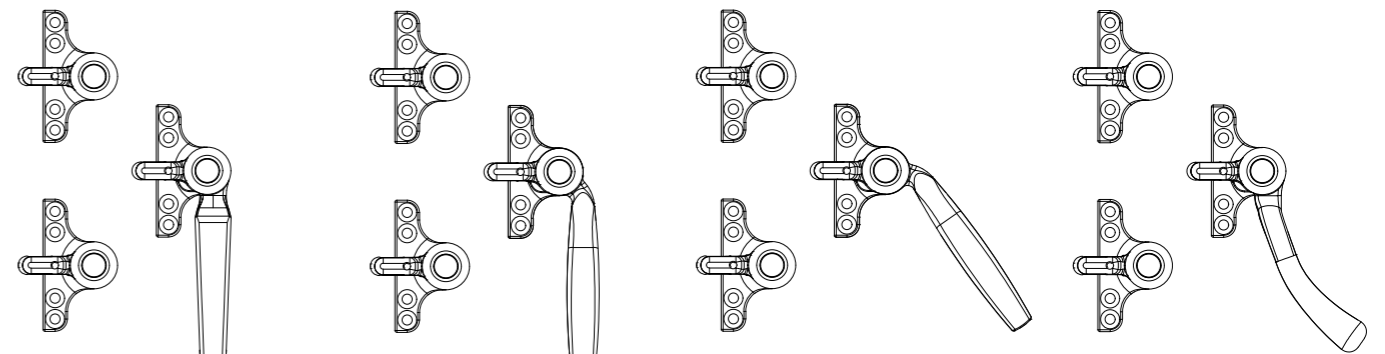
CURVED
 701208XX RIGHT
 701210XX LEFT
 701209XX RIGHT WITH KEY
 701211XX LEFT WITH KEY

SCROLL
 701212XX RIGHT
 701214XX LEFT
 701213XX RIGHT WITH KEY
 701215XX LEFT WITH KEY

handles

SC Satin chrome BC Brushed copper BB Burnished brass DB Dark bronze
 MB Matt black OB Oil rubbed bronze GM Gun metal

OPEN-IN WITH THREE LOCKING POINTS



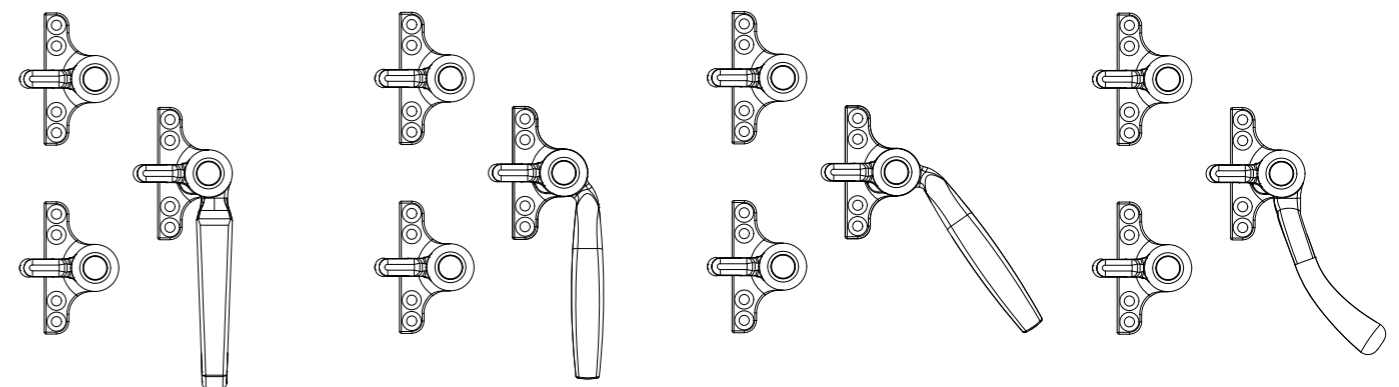
STRAIGHT
 701284XX RIGHT
 701286XX LEFT
 701285XX RIGHT WITH KEY
 701287XX LEFT WITH KEY

ARCHED
 701280XX RIGHT
 701282XX LEFT
 701281XX RIGHT WITH KEY
 701283XX LEFT WITH KEY

CURVED
 701288XX RIGHT
 701290XX LEFT
 701289XX RIGHT WITH KEY
 701291XX LEFT WITH KEY

SCROLL
 701292XX RIGHT
 701294XX LEFT
 701293XX RIGHT WITH KEY
 701295XX LEFT WITH KEY

OPEN-OUT WITH THREE LOCKING POINTS



STRAIGHT
 701254XX RIGHT
 701256XX LEFT
 701255XX RIGHT WITH KEY
 701257XX LEFT WITH KEY

ARCHED
 701250XX RIGHT
 701252XX LEFT
 701251XX RIGHT WITH KEY
 701253XX LEFT WITH KEY

CURVED
 701258XX RIGHT
 701260XX LEFT
 701259XX RIGHT WITH KEY
 701261XX LEFT WITH KEY

SCROLL
 701262XX RIGHT
 701264XX LEFT
 701263XX RIGHT WITH KEY
 701265XX LEFT WITH KEY

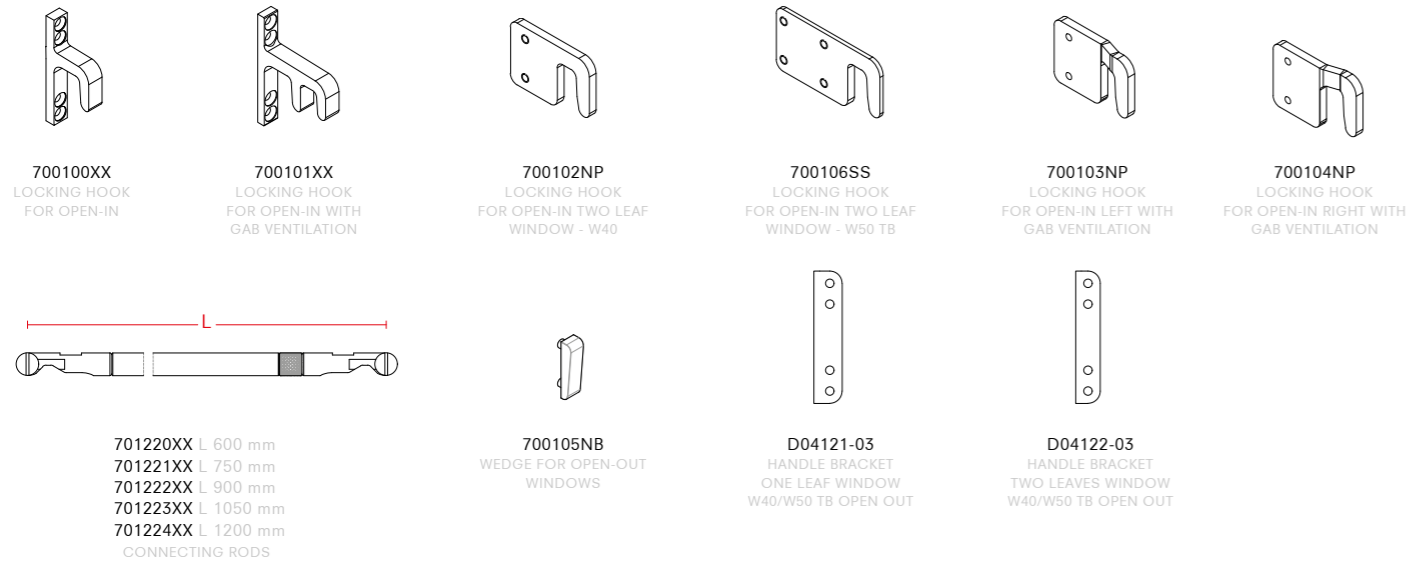
● = COMPATIBILITY

	FerroFinestra W20	FerroFinestra W40	FerroFinestra W50 TB	FerroFinestra CPX TB	BronzoFinestra B40	Mogs M65 Steel	Mogs M65 TB Steel	Mogs M65 TB Cor-Ten	Mogs M65 TB Stainless Steel
classic handles	●	●	●		●	●	●	●	●

accessories - heritage collection handles

handles accessories

SC Satin chrome BC Brushed copper DB Dark bronze MB Matt black OB Oil rubbed bronze
 GM Gun metal NB Natural brass (only for 700105) NP Nickel plated (only for 700102-3-4)
 SS Satin stainless steel (only for 700106)



cremone handles

SC Satin chrome DB Dark bronze MB Matt black GM Gun metal



● = COMPATIBILITY

	FerroFinestra W20	FerroFinestra W40	FerroFinestra W50 TB	FerroFinestra CPX TB	BronzoFinestra B40	Mogs M65 Steel	Mogs M65 TB Steel	Mogs M65 TB Cor-Ten	Mogs M65 TB Stainless Steel
cremone handles		●	●		●	●	●	●	●

multipoint handles

SC Satin chrome DB Dark bronze MB Matt black GM Gun metal




● = COMPATIBILITY

	FerroFinestra W20	FerroFinestra W40	FerroFinestra W50 TB	FerroFinestra CPX TB	BronzoFinestra B40	Mogs M65 Steel	Mogs M65 TB Steel	Mogs M65 TB Cor-Ten	Mogs M65 TB Stainless Steel
handles for multipoint		●	●		●				

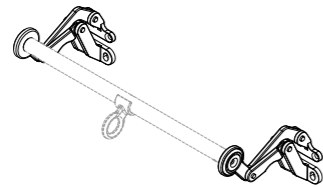
handles for multipoint locking rods E99111-03 and E99112-03

folding opener and stays

SC Satin chrome BC Brushed copper DB Dark bronze MB Matt black OB Oil rubbed bronze
GM Gun metal



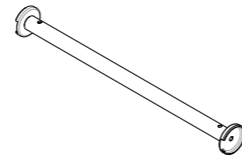
700500XX
FOLDING OPENER



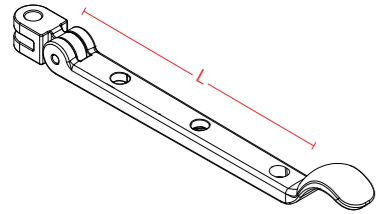
700501XX
DOUBLE FOLDING
OPENER



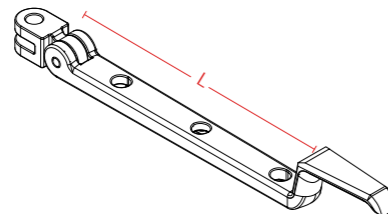
700520XX
RING FOR
CONNECTING ROD



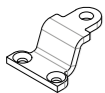
700510XX - L 600 mm
700511XX - L 750 mm
700512XX - L 900 mm
CONNECTING RODS



700110XX - L 150 mm
700111XX - L 200 mm
CURVED STAY



700114XX - L 150 mm
700115XX - L 200 mm
700116XX - L 250 mm
STRAIGHT STAY



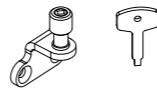
700151XX
BRACKET FOR STAYS



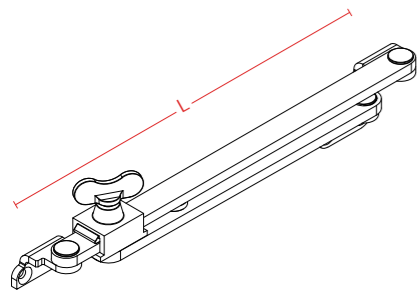
700152XX
PIN FOR STAYS



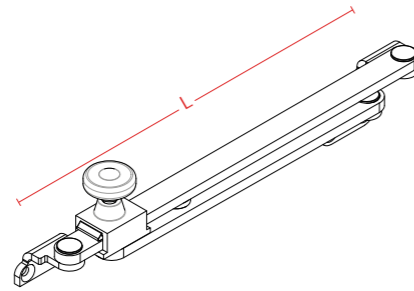
700153XX
REST FOR STAYS



700124XX
LOCKABLE PIN FOR STAYS



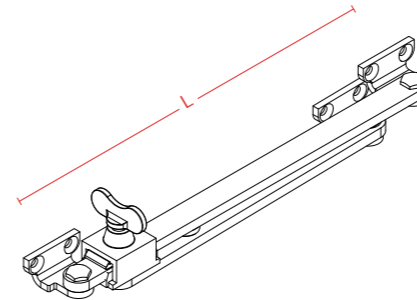
700112XX - L 250 mm
700113XX - L 300 mm
BUTTERFLY LOCKING BAR WITH
FREE POSITIONING AND
SAFETY END STOP
OPEN-OUT



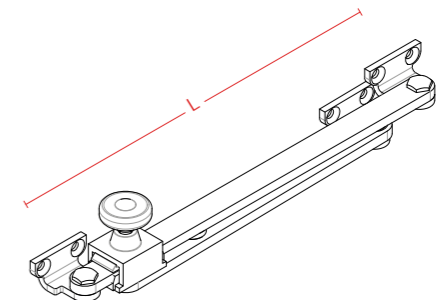
750131XX - L 250 mm
750136XX - L 300 mm
KNOB LOCKING BAR WITH
FREE POSITIONING AND
SAFETY END STOP
OPEN-OUT

folding opener and stays

SC Satin chrome BC Brushed copper DB Dark bronze MB Matt black OB Oil rubbed bronze
GM Gun metal



700119XX - L 250 mm
700120XX - L 300 mm
BUTTERFLY LOCKING BAR WITH
FREE POSITIONING AND
SAFETY END STOP
OPEN-IN



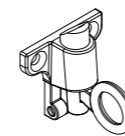
750130XX - L 250 mm
750135XX - L 300 mm
KNOB LOCKING BAR WITH
FREE POSITIONING AND
SAFETY END STOP
OPEN-IN

● = COMPATIBILITY

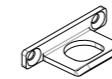
	FerroFinestra W20	FerroFinestra W40	FerroFinestra W50 TB	FerroFinestra CPX TB	BronzoFinestra B40	Mogs M65 Steel	Mogs M65 TB Steel	Mogs M65 TB Cor-Ten	Mogs M65 TB Stainless Steel
folding opener and stays	●	●	●		●				

spring catch

SC Satin chrome BC Brushed copper (703001 excluded) DB Dark bronze MB Matt black
OB Oil rubbed bronze GM Gun metal



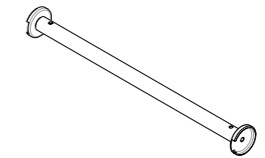
703000XX
SPRING CATCH



703001XX
SPRING CATCH PLATE



700520XX
RING FOR
CONNECTING ROD



700510XX - L 600 mm
700511XX - L 750 mm
700512XX - L 900 mm
CONNECTING RODS

● = COMPATIBILITY

	FerroFinestra W20	FerroFinestra W40	FerroFinestra W50 TB	FerroFinestra CPX TB	BronzoFinestra B40	Mogs M65 Steel	Mogs M65 TB Steel	Mogs M65 TB Cor-Ten	Mogs M65 TB Stainless Steel
spring catch	●	●	●		●	●	●	●	●

TIMELESS COLLECTION

Walter Gropius (1883 – 1969) was a German architect and founder of the Bauhaus School, who, along with Ludwig Mies van der Rohe, Le Corbusier and Frank Lloyd Wright, is widely regarded as one of the pioneering masters of modern architecture. In 1922, Gropius designed his famous door handles, now considered an icon of 20th-century design and often listed as one of the most influential designs to emerge from Bauhaus.

The first Gropius handles were manufactured the same year by the bronze foundry S.A. Loevy and installed in the city theatre of Jena as well as in the "Fagus-Werke" in Alfeld. This first model still had a rounded elbow shank instead of the angled square bar shank, which was designed shortly after in 1923. In the following years, many other German bronze foundries started to manufacture Bauhaus style handles, slightly differing from the original design.

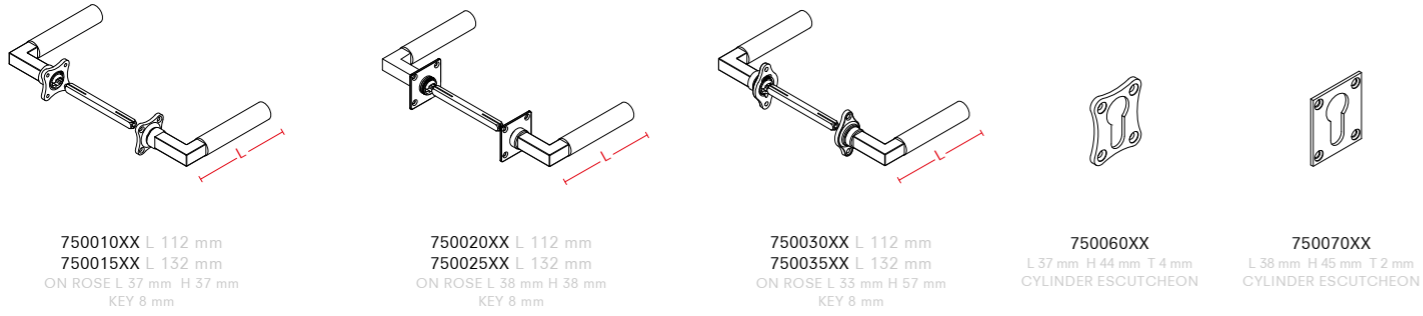
The last catalogues featuring handles with a Bauhaus design disappeared around 1939 as the Second World War started to absorb all production capacities for warfare. In the early 1980's the interest for this timeless Bauhaus design revamped and with more flexible production technology, the range was widely extended introducing new fittings able to please contemporary fenestration requirements.



accessories - timeless collection handles

door handles (set) and escutcheons

PN Polished nickel SN Satin nickel PB Polished brass SNEB Satin nickel/ebony wood (only handles)



● = COMPATIBILITY

	FerroFinestra W20	FerroFinestra W40	FerroFinestra W50 TB	FerroFinestra CPX TB	BronzoFinestra B40	Mogs M65 Steel	Mogs M65 TB Steel	Mogs M65 TB Cor-Ten	Mogs M65 TB Stainless Steel
door handles	●	●	●		●	●	●	●	●

NOTE: before selecting handles please check backset locking device

privacy set

PN Polished nickel SN Satin nickel PB Polished brass



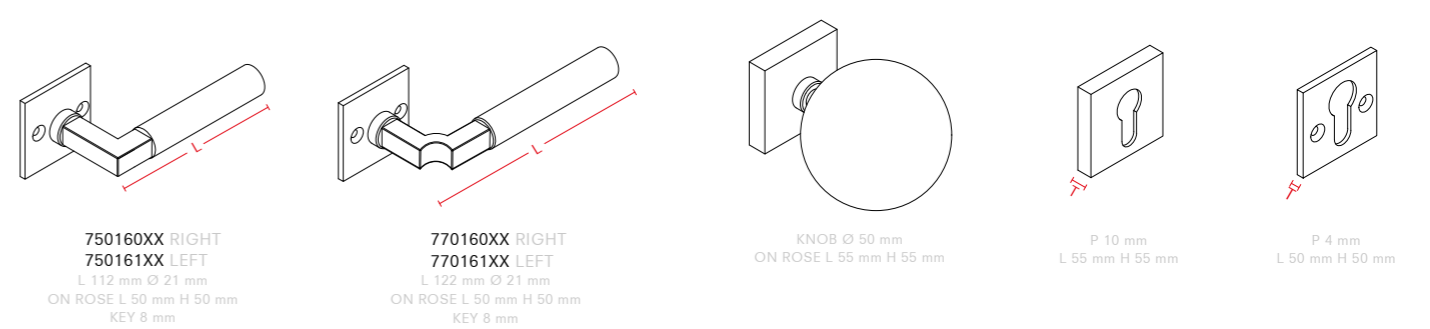
● = COMPATIBILITY

	FerroFinestra W20	FerroFinestra W40	FerroFinestra W50 TB	FerroFinestra CPX TB	BronzoFinestra B40	Mogs M65 Steel	Mogs M65 TB Steel	Mogs M65 TB Cor-Ten	Mogs M65 TB Stainless Steel
privacy set	●	●	●		●	●	●	●	●

NOTE: before selecting privacy set please check backset locking device

set with security escutcheon

PN Polished nickel SN Satin nickel PB Polished brass SB Satin brass DB Dark bronze PC Polished chrome



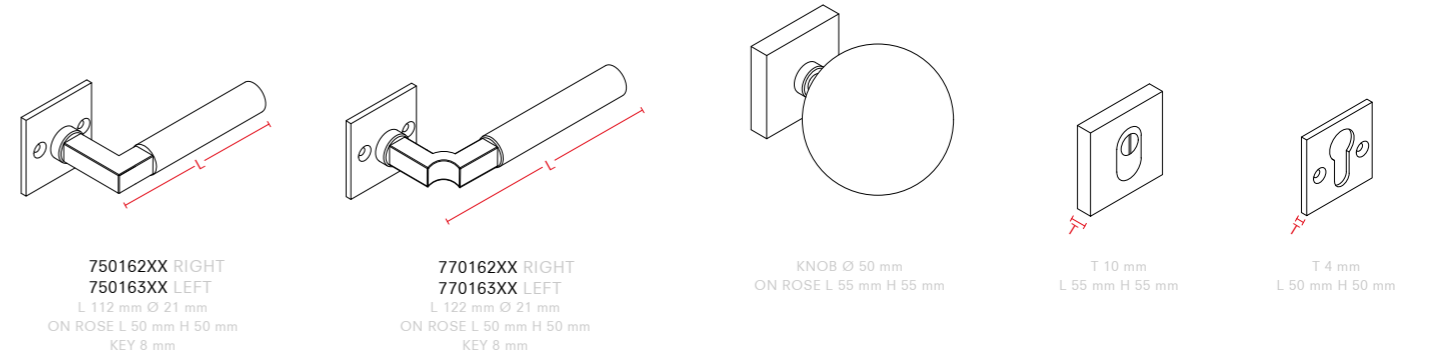
● = COMPATIBILITY

	FerroFinestra W20	FerroFinestra W40	FerroFinestra W50 TB	FerroFinestra CPX TB	BronzoFinestra B40	Mogs M65 Steel	Mogs M65 TB Steel	Mogs M65 TB Cor-Ten	Mogs M65 TB Stainless Steel
handles set	●	●	●		●	●	●	●	●

NOTE: before selecting handles please check backset locking device

set with security escutcheon

PN Polished nickel SN Satin nickel PB Polished brass SB Satin brass DB Dark bronze PC Polished chrome



● = COMPATIBILITY

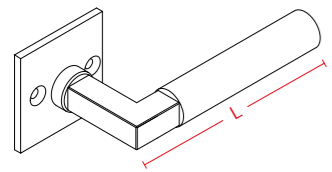
	FerroFinestra W20	FerroFinestra W40	FerroFinestra W50 TB	FerroFinestra CPX TB	BronzoFinestra B40	Mogs M65 Steel	Mogs M65 TB Steel	Mogs M65 TB Cor-Ten	Mogs M65 TB Stainless Steel
handles set	●	●	●		●	●	●	●	●

NOTE: before selecting handles please check backset locking device

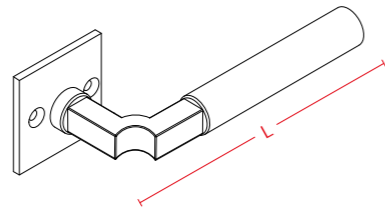
accessories - timeless collection handles

door lever handles

PN Polished nickel SN Satin nickel PB Polished brass SB Satin brass DB Dark bronze PC Polished chrome



750155XX RIGHT
750156XX LEFT



770155XX RIGHT
770156XX LEFT

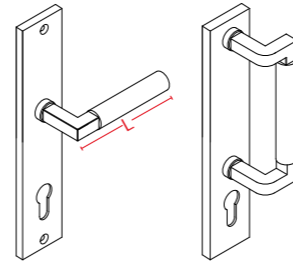
● = COMPATIBILITY

	FerroFinestra W20	FerroFinestra W40	FerroFinestra W50 TB	FerroFinestra CPX TB	BronzoFinestra B40	Mogs M65 Steel	Mogs M65 TB Steel	Mogs M65 TB Cor-Ten	Mogs M65 TB Stainless Steel
lever handles	●	●	●		●	●	●	●	●

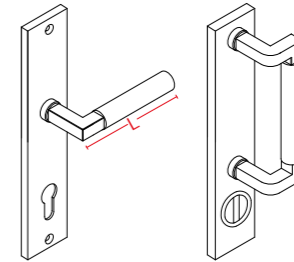
NOTE before selecting handles please check backset locking device

set on security plate

PN Polished nickel SN Satin nickel PB Polished brass SB Satin brass DB Dark bronze PC Polished chrome



750164XX RIGHT
750165XX LEFT
L 112 mm Ø 21 mm
ON ROSE L 48 mm H 242 mm
KEY 8 mm



750166XX RIGHT
750167XX LEFT
L 112 mm Ø 21 mm
ON ROSE L 48 mm H 242 mm
KEY 8 mm

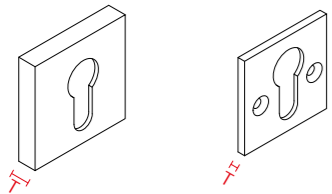
● = COMPATIBILITY

	FerroFinestra W20	FerroFinestra W40	FerroFinestra W50 TB	FerroFinestra CPX TB	BronzoFinestra B40	Mogs M65 Steel	Mogs M65 TB Steel	Mogs M65 TB Cor-Ten	Mogs M65 TB Stainless Steel
handles set	●	●	●		●	●	●	●	●

NOTE before selecting handles please check backset locking device

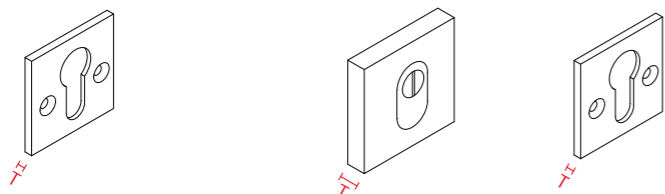
security escutcheons

PN Polished nickel SN Satin nickel PB Polished brass SB Satin brass DB Dark bronze PC Polished chrome



750157XX
SECURITY ESCUTCHEON

T 10 mm
L 55 mm H 55 mm



750158XX
SECURITY ESCUTCHEON

T 4 mm
L 50 mm H 50 mm

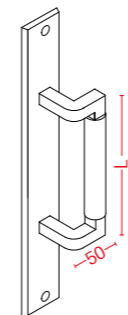
● = COMPATIBILITY

	FerroFinestra W20	FerroFinestra W40	FerroFinestra W50 TB	FerroFinestra CPX TB	BronzoFinestra B40	Mogs M65 Steel	Mogs M65 TB Steel	Mogs M65 TB Cor-Ten	Mogs M65 TB Stainless Steel
escutcheons	●	●	●		●	●	●	●	●

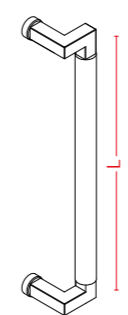
NOTE before selecting escutcheons please check backset locking device

pull handles

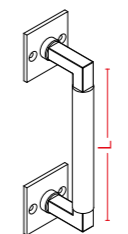
PN Polished nickel SN Satin nickel PB Polished brass SB Satin brass DB Dark bronze PC Polished chrome



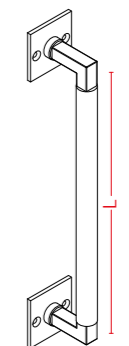
750340XX
L 160 mm Ø 21 mm
ON PLATE L 26 mm H 245 mm



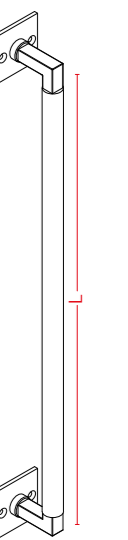
750395XX
L 280 mm Ø 30 mm



750380XX
L 180 mm Ø 21 mm
ON ROSE L 50 mm H 50 mm



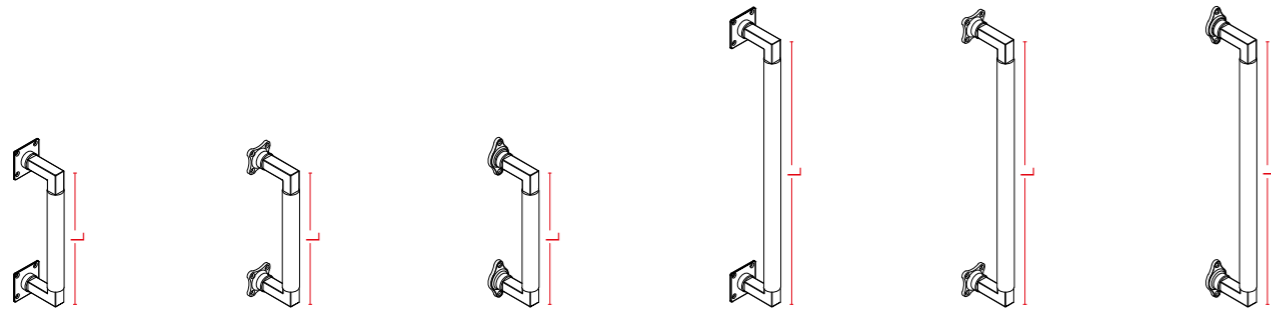
750385XX
L 300 mm Ø 21 mm
ON ROSE L 50 mm H 50 mm



750390XX
L 500 mm Ø 21 mm
ON ROSE L 50 mm H 50 mm

pull handles

PN Polished nickel SN Satin nickel PB Polished brass SNEB Satin nickel/ebony wood



750185XX L 145 mm Ø 21 mm ON ROSE L 37 mm H 37 mm
 750175XX L 145 mm Ø 21 mm ON ROSE L 38 mm H 38 mm
 750195XX L 145 mm Ø 21 mm ON ROSE L 33 mm H 57 mm
 750180XX L 290 mm Ø 21 mm ON ROSE L 37 mm H 37 mm
 750170XX L 290 mm Ø 21 mm ON ROSE L 38 mm H 38 mm
 750190XX L 290 mm Ø 21 mm ON ROSE L 33 mm H 57 mm

tilt and turn handles

PN Polished nickel SN Satin nickel PB Polished brass SB Satin brass DB Dark bronze
 PC Polished chrome SNEB Satin nickel/ebony wood (only for squared handles)



750300XX L 112 mm ON ROSE L 31 mm H 66 mm T 13 mm KEY 7 mm
 770300XX L 122 mm ON ROSE L 31 mm H 66 mm T 13 mm KEY 7 mm
 750305XX L 112 mm ON ROSE L 33 mm H 65 mm T 13 mm AND LOCKING KEY 7 mm
 770305XX L 122 mm ON ROSE L 33 mm H 65 mm T 13 mm AND LOCKING KEY 7 mm



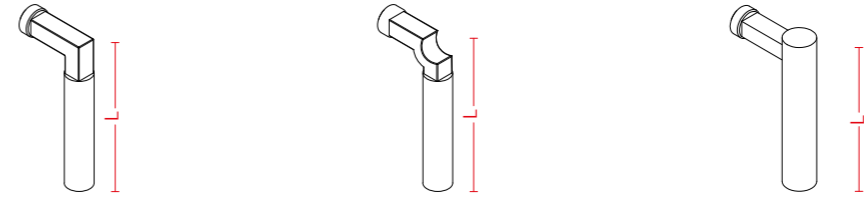
750310XX L 114 mm ON ROSE L 26 mm H 65 mm T 11 mm KEY 7 mm
 770310XX L 122 mm ON ROSE L 26 mm H 65 mm T 11 mm KEY 7 mm
 750332XX L 80 mm ON ROSE L 26 mm H 65 mm KEY 7 mm
 750331XX L 80 mm ON ROSE L 26 mm H 65 mm KEY 7 mm

● = COMPATIBILITY

	FerroFinestra W20	FerroFinestra W40	FerroFinestra W50 TB	FerroFinestra CPX TB	BronzoFinestra B40	Mogs M65 Steel	Mogs M65 TB Steel	Mogs M65 TB Cor-Ten	Mogs M65 TB Stainless Steel
tilt & turn handles		●			●	●	●	●	●

cremone lever handles

SN Satin nickel PB Polished brass PC Polished chrome SNEB Satin nickel/ebony wood (750336 excluded)
 PN Polished nickel (only for 750336) SB Satin brass (only for 750336) DB Dark bronze (only for 750336)



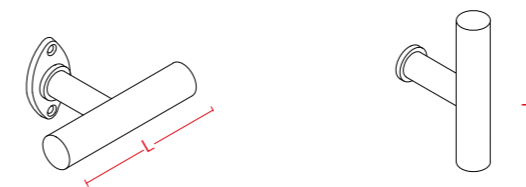
750320XX L 112 mm KEY 8 mm
 770320XX L 122 mm KEY 8 mm
 750336XX L 80 mm KEY 7 mm

● = COMPATIBILITY

	FerroFinestra W20	FerroFinestra W40	FerroFinestra W50 TB	FerroFinestra CPX TB	BronzoFinestra B40	Mogs M65 Steel	Mogs M65 TB Steel	Mogs M65 TB Cor-Ten	Mogs M65 TB Stainless Steel
cremone handles		●	●		●				

T cremone handles

PN Polished nickel SN Satin nickel PB Polished brass SB Satin brass DB Dark bronze PC Polished chrome



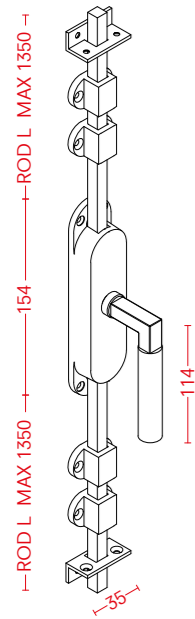
750330XX L 80 mm Ø 18 mm ON ROSE L 27 mm H 55 mm T 4 mm KEY 7 mm
 750335XX L 80 mm Ø 18 mm KEY 7 mm

● = COMPATIBILITY

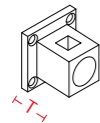
	FerroFinestra W20	FerroFinestra W40	FerroFinestra W50 TB	FerroFinestra CPX TB	BronzoFinestra B40	Mogs M65 Steel	Mogs M65 TB Steel	Mogs M65 TB Cor-Ten	Mogs M65 TB Stainless Steel
cremone handles		●	●		●				

lever espagnolette bolts

PN Polished nickel SN Satin nickel PB Polished brass SNEB Satin nickel/ebony wood (accessories excluded)



750140XX RIGHT
750141XX LEFT
ROD KEY 9 mm



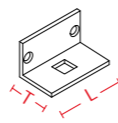
750150XX
T 45 mm
L 35 mm H 45 mm



750151XX
L 1400 mm
ROD KEY 9 mm



750152XX
L 35 mm H 25 mm



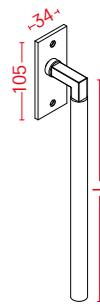
750153XX
T 19 mm
L 35 mm H 14 mm

● = COMPATIBILITY

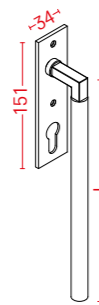
	FerroFinestra W20	FerroFinestra W40	FerroFinestra W50 TB	Custom CPX TB	BronzoFinestra B40	Mogs M65 Steel	Mogs M65 TB Steel	Mogs M65 TB Cor-Ten	Mogs M65 TB Stainless Steel
cremone		●	●		●	●	●	●	●

lift-up sliding door handles

PN Polished nickel SN Satin nickel PB Polished brass SB Satin brass DB Dark bronze PC Polished chrome



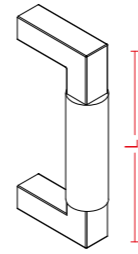
750350XX
L 275 mm Ø 22 mm
KEY 10 mm



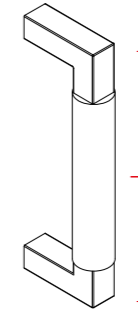
750360XX
L 275 mm Ø 22 mm
KEY 10 mm

cabinet handles

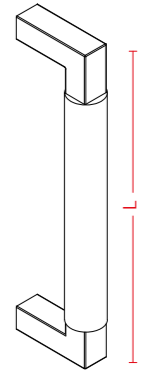
PN Polished nickel SN Satin nickel PB Polished brass SNEB Satin nickel/ebony wood



750200XX
L 108 mm Ø 15 mm



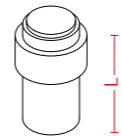
750205XX
L 140 mm Ø 15 mm



750210XX
L 172 mm Ø 15 mm

door stop

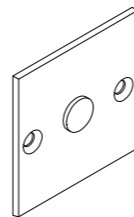
PN Polished nickel SN Satin nickel PB Polished brass



750220XX
L 50 mm Ø 38 mm

bell plate

PN Polished nickel SN Satin nickel PB Polished brass SB Satin brass DB Dark bronze PC Polished chrome



750400XX
L 75 mm H 75 mm

ONE COLLECTION

Piet Boon (b. 1958) started his career as a contractor. Today he is one of the most well-known Dutch designers. Together with his wife Karin, he leads a design studio with a team of architects and designers.

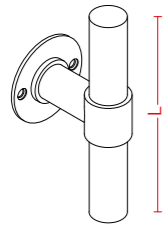
The point of departure for his designs is that, besides a well-thought-out design, they should be timeless and made to last. A distinctive element for his work is his love of pure, genuine and natural materials.

The ONE collection by Piet Boon can be described as basic chic, with attention to operational comfort and detail. Not only the design but as well the material is made to last, being fully made of stainless steel.



sprung T lever handles

SSBP Stainless steel black patina SS Satin stainless steel CT Cor-ten steel



760070XX
L 125 mm Ø 20 mm
ON ROSE Ø 50 mm

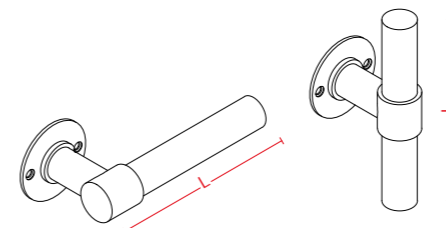
● = COMPATIBILITY

	FerroFinestra W20	FerroFinestra W40	FerroFinestra W50 TB	FerroFinestra CPX TB	BronzoFinestra B40	Mogs M65 Steel	Mogs M65 TB Steel	Mogs M65 TB Cor-Ten	Mogs M65 TB Stainless Steel
T lever handles on rose	●	●	●		●	●	●	●	●

NOTE: before selecting handles please check backset locking device

sprung T/L combo lever handles

SSBP Stainless steel black patina SS Satin stainless steel CT Cor-ten steel



760085XX
L 125 mm Ø 20 mm
ON ROSE Ø 50 mm

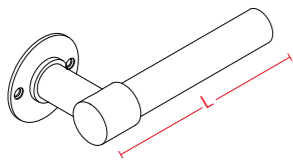
● = COMPATIBILITY

	FerroFinestra W20	FerroFinestra W40	FerroFinestra W50 TB	FerroFinestra CPX TB	BronzoFinestra B40	Mogs M65 Steel	Mogs M65 TB Steel	Mogs M65 TB Cor-Ten	Mogs M65 TB Stainless Steel
combined handles	●	●	●		●	●	●	●	●

NOTE: before selecting handles please check backset locking device

door lever handles

SSBP Stainless steel black patina SS Satin stainless steel CT Cor-ten steel



760040XX
L 125 mm Ø 20 mm
ON ROSE Ø 50 mm
KEY 8 mm

● = COMPATIBILITY

	FerroFinestra W20	FerroFinestra W40	FerroFinestra W50 TB	FerroFinestra CPX TB	BronzoFinestra B40	Mogs M65 Steel	Mogs M65 TB Steel	Mogs M65 TB Cor-Ten	Mogs M65 TB Stainless Steel
lever handles	●	●	●		●	●	●	●	●

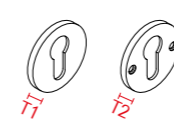
NOTE: before selecting handles please check backset locking device

privacy set

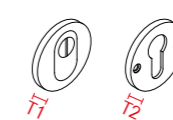
SSBP Stainless steel black patina SS Satin stainless steel CT Cor-ten steel



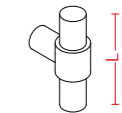
760105XX
Ø 50 mm T 5 mm
KEY ESCUTCHEON



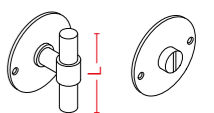
760700XX
Ø 52 mm T1 12 mm T2 8 mm
KEY ESCUTCHEON



760750XX
Ø 52 mm T1 12 mm T2 8 mm
KEY ESCUTCHEON



760120XX
L 50 mm Ø 18 mm
CYLINDER KNOB



760115XX
L 50 mm Ø 13 mm
ON ROSE Ø 50 mm

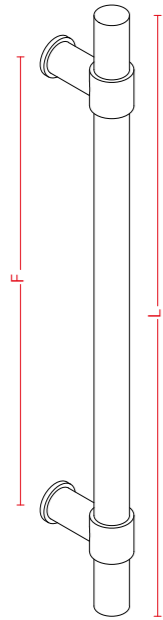
● = COMPATIBILITY

	FerroFinestra W20	FerroFinestra W40	FerroFinestra W50 TB	FerroFinestra CPX TB	BronzoFinestra B40	Mogs M65 Steel	Mogs M65 TB Steel	Mogs M65 TB Cor-Ten	Mogs M65 TB Stainless Steel
escutcheon	●	●	●		●	●	●	●	●
knob	●	●	●		●	●	●	●	●

NOTE: before selecting privacy set please check backset locking device

pull handles

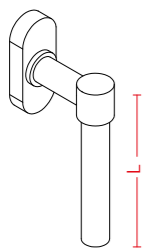
SSBP Stainless steel black patina SS Satin stainless steel CT Cor-ten steel



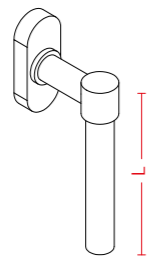
760600XX SINGLE - HIDE FIXING
760605XX SINGLE - SCREW FIXING
760610XX COUPLE
F 300 mm L 400 mm Ø 20 mm

tilt and turn handles

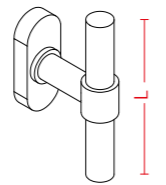
SSBP Stainless steel black patina SS Satin stainless steel CT Cor-ten steel



760301SS
L 100 mm Ø 15 mm
ON ROSE L 26 mm H 65 mm
KEY 7 mm



760302SS
L 125 mm Ø 15 mm
ON ROSE L 26 mm H 65 mm
KEY 7 mm



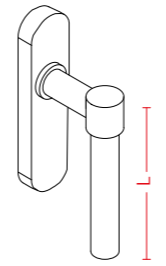
760306SS
L 100 mm Ø 15 mm
ON ROSE L 26 mm H 65 mm
KEY 7 mm

● = COMPATIBILITY

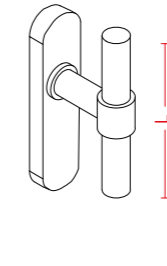
	FerroFinestra W20	FerroFinestra W40	FerroFinestra W50 TB	FerroFinestra CPX TB	BronzoFinestra B40	Mogs M65 Steel	Mogs M65 TB Steel	Mogs M65 TB Cor-Ten	Mogs M65 TB Stainless Steel
tilt and turn handles		●			●	●	●	●	●

cremone T and lever handles

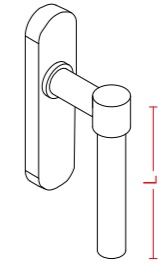
SSBP Stainless steel black patina SS Satin stainless steel CT Cor-ten steel SB Satin Brass DB Dark Bronze



760303 WITH KEY
L 100 mm Ø 15 mm
ON ROSE L 25 mm H 115 mm
KEY 7 mm



760307 WITH KEY
L 100 mm Ø 15 mm
ON ROSE L 25 mm H 115 mm
KEY 7 mm



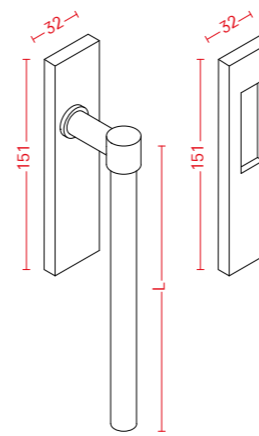
760304 WITH KEY
L 115 mm Ø 15 mm
ON ROSE L 25 mm H 115 mm
KEY 7 mm

● = COMPATIBILITY

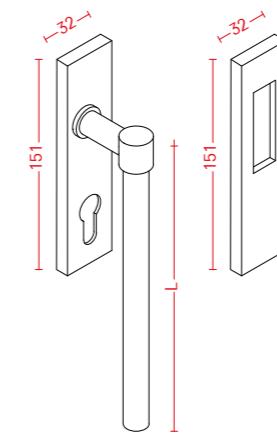
	FerroFinestra W20	FerroFinestra W40	FerroFinestra W50 TB	FerroFinestra CPX TB	BronzoFinestra B40	Mogs M65 Steel	Mogs M65 TB Steel	Mogs M65 TB Cor-Ten	Mogs M65 TB Stainless Steel
cremone handles		●	●		●				

lift-up sliding door handles

SSBP Stainless steel black patina SS Satin stainless steel CT Cor-ten steel



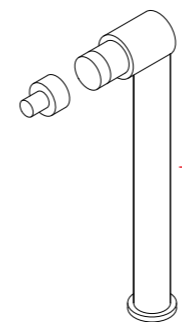
761530XX
L 232 mm Ø 20 mm
KEY 10 mm



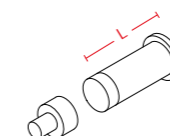
761550XX
L 232 mm Ø 20 mm
KEY 10 mm

door stop with magnet

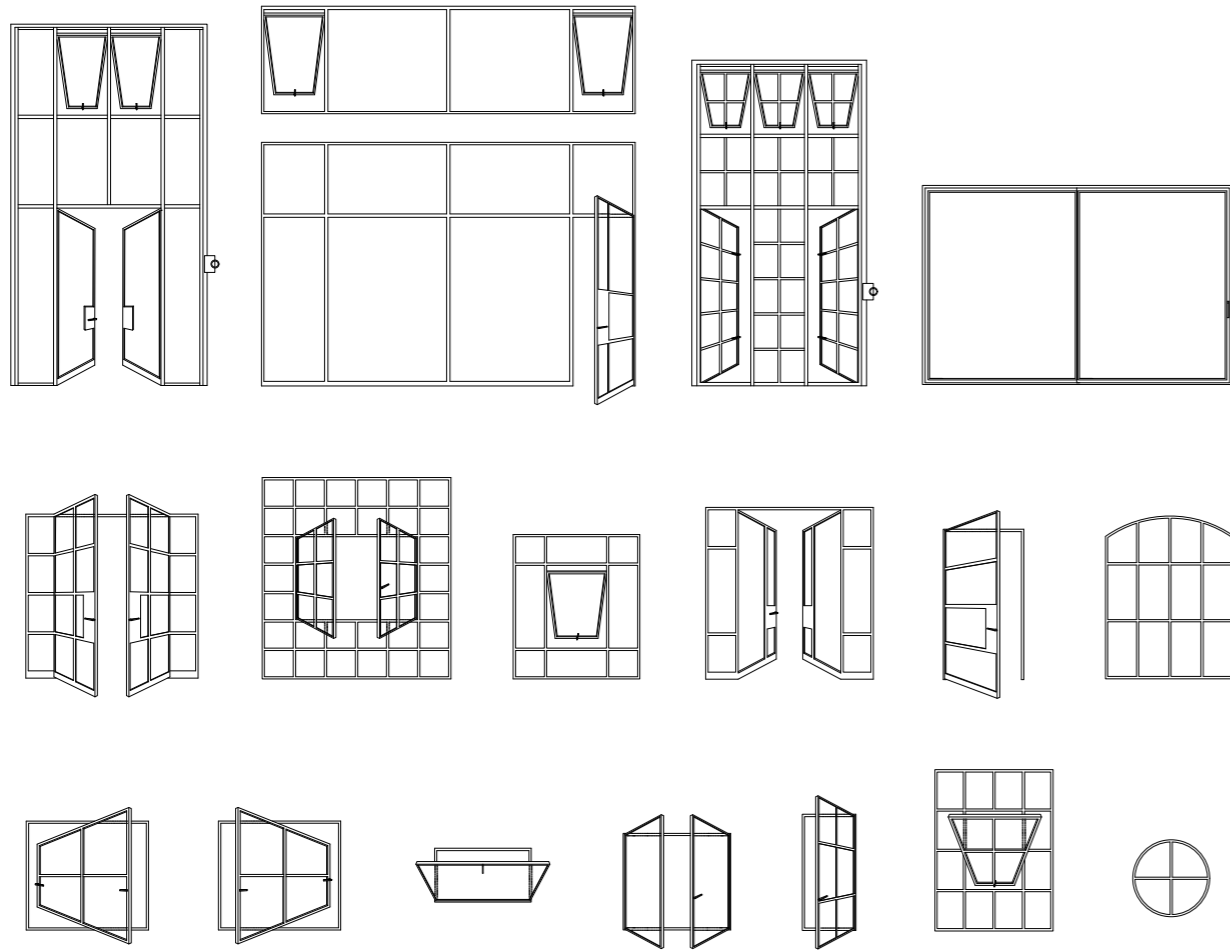
SSBP Stainless steel black patina SS Satin stainless steel CT Cor-ten steel



761600
L 153 mm Ø 30 mm
FLOOR



761650
L 60 mm Ø 30 mm
WALL

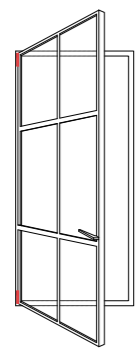


Disclaimer

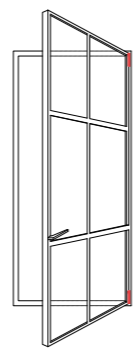
All the information contained in this documentation is given to the best of our knowledge and ability. However, we decline all responsibility for the use of any suggestions and / or data. We reserve the right to make technical changes without prior warning. Current version available at www.ottostumm.com

OPENING SCHEME ACCORDING TO DIN STANDARDS

A window or a door is defined as "right" or "left", when in the opening direction the hinges are respectively on the right or on the left.



LEFT OPEN



RIGHT OPEN

© Ottostumm 2018/12

Any reproduction - also partial - of the images in this book is strictly forbidden. All rights reserved.

Ottostumm SA
Via Baragge, 2 - CH 6855 Stabio
T +41 (0)91 6417700 - info@ottostumm.com
ottostumm.com

